




UNIVERSIDAD DISTRITAL
FRANCISCO JOSÉ DE CALDAS

Informes Financieros y Contables Mensuales | Universidad Distrital Francisco José de Caldas



INFORMES FINANCIEROS Y CONTABLES MENSUALES **Octubre de 2019**

**Universidad Distrital
Francisco José de Caldas**
Bogotá D.C., Diciembre 4, 2019





BOGOTÁ DISTRITO CAPITAL
UNIVERSIDAD DISTRITAL FRANCISCO JOSE DE CALDAS
ESTADO DE SITUACIÓN FINANCIERA
A 31 DE OCTUBRE DEL 2019
(Cifras en Pesos Colombianos sin decimales)

Código	Descripción	Nota	Año 2018	Año 2019
1	ACTIVO		701.831.536.860	3.229.000.371.734
	ACTIVO CORRIENTE		321.139.632.171	297.098.659.243
11	EFECTIVO Y EQUIVALENTES AL EFECTIVO		56.235.119.618	45.277.234.207
1110	DEPÓSITOS EN INSTITUCIONES FINANCIERAS		56.235.119.618	45.277.234.207
12	INVERSIONES E INSTRUMENTOS DERIVADOS		57.992.946.346	59.902.348.967
1221	INVERSIONES DE ADMINISTRACIÓN DE LIQUIDEZ A VALOR DE MERCADO (VALOR RAZONABLE) CON CAMBIOS EN EL RESULTADO		57.992.946.346	59.902.348.967
13	CUENTAS POR COBRAR		113.328.396.991	10.334.822.850
1311	CONTRIBUCIONES, TASAS E INGRESOS NO TRIBUTARIOS		66.567.776.860	19.295.856
1317	PRESTACIÓN DE SERVICIOS		593.377.808	613.903.257
1337	TRANSFERENCIAS POR COBRAR		1.748.694	275.803.372
1384	OTRAS CUENTAS POR COBRAR		46.165.493.629	9.425.820.365
14	PRÉSTAMOS POR COBRAR		818.898.653	726.808.908
1415	PRÉSTAMOS CONCEDIDOS		818.898.653	726.808.908
15	INVENTARIOS		12.624.513	0
1514	MATERIALES Y SUMINISTROS		12.624.513	0
19	OTROS ACTIVOS		92.751.646.050	180.857.444.311
1902	PLAN DE ACTIVOS PARA BENEFICIOS A LOS EMPLEADOS A LARGO PLAZO		2.035.993.427	1.892.427.981
1904	PLAN DE ACTIVOS PARA BENEFICIOS POSEMPLEO		86.064.616.501	119.134.282.827
1905	BIENES Y SERVICIOS PAGADOS POR ANTICIPADO		1.672.840.214	303.605.385
1906	AVANCES Y ANTICIPOS ENTREGADOS		2.403.331.097	624.917.745
1908	RECURSOS ENTREGADOS EN ADMINISTRACIÓN		0	58.192.870.013
1909	DEPÓSITOS ENTREGADOS EN GARANTÍA		574.864.811	610.751.834
1970	ACTIVOS INTANGIBLES		260.879.048	359.467.574
1975	AMORTIZACIÓN ACUMULADA DE ACTIVOS INTANGIBLES (CR)		-260.879.048	-260.879.048
	ACTIVO NO CORRIENTE		380.691.904.689	2.931.901.712.491
16	PROPIEDADES, PLANTA Y EQUIPO		276.328.114.287	311.989.792.605
1605	TERRENOS		93.616.500.670	104.985.073.570
1615	CONSTRUCCIONES EN CURSO		2.872.009.990	2.872.009.990
1635	BIENES MUEBLES EN BODEGA		0	0
1640	EDIFICACIONES		174.394.345.951	192.209.439.168
1655	MAQUINARIA Y EQUIPO		632.078.953	834.271.908
1660	EQUIPO MÉDICO Y CIENTÍFICO		3.563.143.754	8.063.003.939
1665	MUEBLES, ENSERES Y EQUIPO DE OFICINA		6.013.539.015	6.386.536.623
1670	EQUIPOS DE COMUNICACIÓN Y COMPUTACIÓN		3.201.829.153	5.836.402.707
1675	EQUIPOS DE TRANSPORTE, TRACCIÓN Y ELEVACIÓN		42.799.978	294.714.234
1680	EQUIPOS DE COMEDOR, COCINA, DESPENSA Y HOTELERÍA		490.000	15.970.484
1681	BIENES DE ARTE Y CULTURA		9.296.091	9.296.091
1685	DEPRECIACIÓN ACUMULADA DE PROPIEDADES, PLANTA Y EQUIPO (CR)		-8.017.919.268	-9.516.926.109
17	BIENES DE USO PÚBLICO E HISTÓRICOS Y CULTURALES		104.363.790.402	70.840.847.568
1705	BIENES DE USO PÚBLICO EN CONSTRUCCIÓN		4.703.184.968	4.703.184.968
1710	BIENES DE USO PÚBLICO EN SERVICIO (Bibliotecas)		66.137.662.600	66.137.662.600
1715	BIENES HISTÓRICOS Y CULTURALES (Monumentos y otros)		33.522.942.834	0
19	OTROS ACTIVOS		0	2.549.071.072.318
1904	PLAN DE ACTIVOS PARA BENEFICIOS POSEMPLEO		0	2.549.071.072.318

44

24

Código	Descripción	Nota	Año 2018	Año 2019
2	PASIVO		861.136.877.536	899.717.258.329
	PASIVO CORRIENTE		71.458.992.536	60.261.478.326
24	CUENTAS POR PAGAR		13.507.849.879	14.625.846.646
2401	ADQUISICIÓN DE BIENES Y SERVICIOS NACIONALES		5.862.947.800	3.920.369.750
2407	RECURSOS A FAVOR DE TERCEROS		4.822.512.653	5.760.848.397
2424	DESCUENTOS DE NÓMINA		1.597.639.829	2.716.412.591
2436	RETENCIÓN EN LA FUENTE E IMPUESTO DE TIMBRE		689.485.669	756.691.481
2440	IMPUESTOS, CONTRIBUCIONES Y TASAS		141.338.529	141.338.529
2460	CRÉDITOS JUDICIALES		14.672.245	0
2490	OTRAS CUENTAS POR PAGAR		379.253.154	1.330.185.898
25	BENEFICIOS A LOS EMPLEADOS		33.347.328.944	26.461.863.813
2511	BENEFICIOS A LOS EMPLEADOS A CORTO PLAZO		23.939.605.817	14.813.219.216
2512	BENEFICIOS A LOS EMPLEADOS A LARGO PLAZO		9.347.181.603	11.588.103.073
2514	BENEFICIOS POSEMPLEO - PENSIONES		60.541.524	60.541.524
29	OTROS PASIVOS		24.603.813.713	19.173.767.867
2902	RECURSOS RECIBIDOS EN ADMINISTRACIÓN		3.023.776.193	3.653.546.077
2903	DEPÓSITOS RECIBIDOS EN GARANTÍA		4.568.432.439	266.917.534
2910	INGRESOS RECIBIDOS POR ANTICIPADO		17.011.605.081	15.253.304.256
	PASIVO NO CORRIENTE		789.677.885.000	839.455.780.003
25	BENEFICIOS A LOS EMPLEADOS		789.677.885.000	839.455.780.003
2514	BENEFICIOS POSEMPLEO - PENSIONES		789.246.039.390	838.738.782.772
2701	LITIGIOS Y DEMANDAS		431.845.610	716.997.231
3	PATRIMONIO		-159.305.340.676	2.329.283.113.405
31	PATRIMONIO DE LAS INSTITUCIONES DE EDUCACIÓN SUPERIOR PÚBLICAS		-159.305.340.676	2.329.283.113.405
3105	CAPITAL FISCAL		93.821.892.396	93.821.892.396
3109	RESULTADOS DE EJERCICIOS ANTERIORES		1.013.993.747	2.278.727.659.714
3110	RESULTADO DEL EJERCICIO		46.616.513.391	70.876.013.867
3145	IMPACTOS POR TRANSICIÓN NUEVO MARCO REGULACIÓN		-300.757.740.210	0
3151	GANANCIAS O PÉRDIDAS POR PLANES DE BENEFICIOS		0	-114.142.452.572
	TOTAL PASIVO Y PATRIMONIO		701.831.536.860	3.229.000.371.734

2.


Código	Descripción	Nota	Año 2018	Año 2019
8	CUENTAS DE ORDEN DEUDORAS		0	0
81	ACTIVOS CONTINGENTES		850.547.703.939	24.744.759
8190	OTROS ACTIVOS CONTINGENTES		850.547.703.939	24.744.759
83	DEUDORAS DE CONTROL		17.674.197.919	18.107.086.569
8301	BIENES Y DERECHOS ENTREGADOS EN GARANTÍA		103.204.459	114.395.747
8315	BIENES Y DERECHOS RETIRADOS		16.501.426.203	16.972.025.626
8369	DESEMBOLSOS BIENESTAR UNIVERSITARIO		813.480.068	804.705.068
8370	GASTOS DE INVESTIGACIÓN INSTITUCIONES DE EDUCACIÓN		0	152.938.727
8390	OTRAS CUENTAS DEUDORAS DE CONTROL		256.087.189	63.021.401
89	DEUDORAS POR CONTRA (CR)		-868.221.901.858	-18.131.831.328
8905	ACTIVOS CONTINGENTES POR CONTRA (CR)		-850.180.307.429	-24.744.759
8915	DEUDORAS DE CONTROL POR CONTRA (CR)		-18.041.594.429	-18.107.086.569
9	CUENTAS DE ORDEN ACREEDORAS		0	0
91	PASIVOS CONTINGENTES		77.928.152.966	48.954.018.725
9120	LITIGIOS Y MECANISMOS ALTERNATIVOS DE SOLUCIÓN DE CONFLICTOS		2.935.459.154	4.608.811.562
9149	OTROS PASIVOS CONTINGENTES		0	0
9190	OTROS PASIVOS CONTINGENTES		74.992.693.812	44.345.207.163
93	ACREEDORAS DE CONTROL		59.108.817.877	8.799.999
9306	BIENES RECIBIDOS EN CUSTODIA		8.799.999	8.799.999
9312	LIQUIDACIÓN PROVISIONAL DE BONOS PENSIONALES		59.100.017.878	0
9390	OTRAS CUENTAS ACREEDORAS DE CONTROL		0	0
99	ACREEDORAS POR CONTRA (DB)		-137.036.970.843	-48.962.818.724
9905	PASIVOS CONTINGENTES POR CONTRA (DB)		-77.928.152.966	-48.954.018.725
9915	ACREEDORAS DE CONTROL POR CONTRA (DB)		-59.108.817.877	-8.799.999

Los suscritos Representante Legal, el Vicerrector Administrativo y Financiero, el Jefe de la División de Recursos Financieros y el Jefe de la Sección de Contabilidad de la Universidad Distrital Francisco Jose de Caldas certifican que los saldos contables agregados a 31 de octubre del 2019, fueron tomados fielmente de los libros de contabilidad consolidados de conformidad con la información suministrada por las diferentes áreas académicas y/o administrativas, que la contabilidad se elaboró conforme a la normatividad del Régimen de Contabilidad Pública Actual; y que la información revelada refleja en forma fidedigna la situación financiera, económica, social y ambiental de la Universidad.


 RICARDO GARCIA DUARTE
 RECTOR (E)


 EUSEBIO ANTONIO RANGEL ROA
 JEFE DIVISIÓN DE RECURSOS FINANCIEROS


 ALVARO ESPINEL ORTEGA
 VICERRECTOR ADMINISTRATIVO Y FINANCIERO


 JESÚS ÁLVARO MAHECHA RANGEL
 JEFE SECCIÓN DE CONTABILIDAD



BOGOTÁ DISTRITO CAPITAL
UNIVERSIDAD DISTRITAL FRANCISCO JOSE DE CALDAS

ESTADO DE RESULTADO
A 31 DE OCTUBRE DEL 2019

(Cifras en Pesos Colombianos sin decimales)

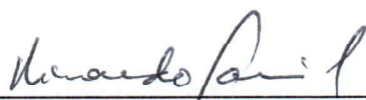
Código	Descripción	Nota	Año 2018	Año 2019
INGRESOS OPERACIONALES			240.438.315.495	261.106.932.878
41	INGRESOS FISCALES		26.743.891.846	27.720.094.237
4110	NO TRIBUTARIOS		26.743.891.846	27.729.087.145
4195	DEVOLUCIONES Y DESCUENTOS (Db)		0	-8.992.908
43	VENTA DE SERVICIOS		27.330.343.431	39.810.674.216
4305	SERVICIOS EDUCATIVOS		27.391.645.390	39.975.857.021
4395	DEVOLUCIONES, REBAJAS Y DESCUENTOS EN VENTA DE SERVICIOS (DB)		-61.301.959	-165.182.805
44	TRANSFERENCIAS Y SUBVENCIONES		22.568.786.858	35.956.813.219
4428	OTRAS TRANSFERENCIAS		22.568.786.858	35.956.813.219
47	OPERACIONES INTERINSTITUCIONALES		163.795.293.360	157.619.351.206
4705	FONDOS RECIBIDOS		163.795.293.360	157.619.351.206
6	COSTOS DE VENTAS		129.939.511.588	139.485.773.701
63	COSTO DE VENTAS DE SERVICIOS		129.939.511.588	139.485.773.701
6305	SERVICIOS EDUCATIVOS		129.939.511.588	139.485.773.701
5	GASTOS OPERACIONALES		72.910.419.094	64.146.510.057
51	DE ADMINISTRACIÓN Y OPERACIÓN		62.376.414.151	61.711.979.347
5101	SUELDOS Y SALARIOS		9.703.847.310	10.022.325.290
5102	CONTRIBUCIONES IMPUTADAS		274.444.352	338.029.214
5103	CONTRIBUCIONES EFECTIVAS		4.363.524.388	4.639.774.343
5104	APORTES SOBRE LA NÓMINA		401.349.300	320.589.550
5107	PRESTACIONES SOCIALES		6.884.952.800	5.361.983.736
5108	GASTOS DE PERSONAL DIVERSOS		130.368.126	4.038.137
5111	GENERALES		40.076.054.408	40.523.270.820
5120	IMPUESTOS, CONTRIBUCIONES Y TASAS		541.873.467	501.968.257
53	DETERIORO, DEPRECIACIONES, AMORTIZACIONES Y PROVISIONES		10.534.004.943	2.434.530.710
5360	DEPRECIACIÓN DE PROPIEDADES, PLANTA Y EQUIPO		10.102.478.408	1.150.272.500
5366	AMORTIZACIÓN DE ACTIVOS INTANGIBLES		356.771.057	0
5368	PROVISIÓN LITIGIOS Y DEMANDAS		74.755.478	1.284.258.210
EXCEDENTE (DÉFICIT) OPERACIONAL			37.588.384.813	57.474.649.120
4	INGRESOS NO OPERACIONALES		9.995.292.093	15.131.782.359
48	OTROS INGRESOS		9.995.292.093	15.131.782.359
4802	FINANCIEROS		6.333.669.671	8.475.837.649
4808	INGRESOS DIVERSOS		3.661.622.422	6.221.275.841
4830	REVERSIÓN DE LAS PÉRDIDAS POR DETERIORO DE VALOR		0	434.668.869

cu


23

Código	Descripción	Nota	Año 2018	Año 2019
5	GASTOS NO OPERACIONALES		967.163.516	1.730.417.612
58	OTROS GASTOS		967.163.516	1.730.417.612
5802	COMISIONES		0	1.645.095.156
5804	FINANCIEROS		421.658.514	84.377.734
5890	GASTOS DIVERSOS		545.505.002	944.722
5893	DEVOLUCIONES Y DESCUENTOS INGRESOS FISCALES		0	0
	EXCEDENTE (DÉFICIT) NO OPERACIONAL		46.616.513.390	70.876.013.867
	PARTIDAS EXTRAORDINARIAS		0	0
4810	INGRESOS EXTRAORDINARIOS		0	0
5810	GASTOS EXTRAORDINARIOS		0	0
	EXCEDENTE O DÉFICIT DEL EJERCICIO		46.616.513.390	70.876.013.867

Los suscritos Representante Legal, el Vicerrector Administrativo y Financiero, el Jefe de la División de Recursos Financieros y el Jefe de la Sección de Contabilidad de la Universidad Distrital Francisco Jose de Caldas certifican que los saldos contables agregados a 31 de octubre del 2019, fueron tomados fielmente de los libros de contabilidad consolidados de conformidad con la información suministrada por las diferentes áreas académicas y/o administrativas, que la contabilidad se elaboró conforme a la normatividad del Régimen de Contabilidad Pública Actual; y que la información revelada refleja en forma fidedigna la situación financiera, económica, social y ambiental de la Universidad.



RICARDO GARCÍA DUARTE
RECTOR



ALVARO ESPINEL ORTEGA
VICERRECTOR ADMINISTRATIVO Y FINANCIERO



EUSEBIO ANTONIO RANGEL ROA
JEFE DIVISIÓN DE RECURSOS FINANCIEROS



JESÚS ÁLVARO MAHECHA RANGEL
JEFE SECCIÓN DE CONTABILIDAD

C U E N T A	D E S C R I P C I O N	U L T. M O V.	S A L D O A N T E R I O R	D E B I T O S	C R E D I T O S	N U E V O S A L D O
12	INVERSIONES E INSTRU	20191129	54982,050,616.00	154869,827,835.00	149949,529,484.00	59902,348,967.00
12 21	INVERSIONES DE ADMIN	20191129	54982,050,616.00	154869,827,835.00	149949,529,484.00	59902,348,967.00
12 21 02	Certificados De Depò	20191129	37158,272,548.00	154869,827,835.00	149949,529,484.00	42078,570,899.00
12 21 02 01	VALOR NOMINNAL CDT -	20191002	6150,118,602.00	55126,507,698.00	45775,120,406.00	15501,505,894.00
12 21 02 02	VALOR NOMINAL CDT -	20190913	0.00	82261,927,628.00	60996,050,089.00	21265,877,539.00
12 21 02 03	VALOR NOMINAL CDT -	20190913	0.00	5908,731,520.00	4233,923,453.00	1674,808,067.00
12 21 02 04	VALOR NOMINAL CDT -	20190911	0.00	8224,842,380.00	6643,442,549.00	1581,399,831.00
12 21 02 09	CDT Recursos Cree Bc	20190101	8105,456,000.00	0.00	8105,456,000.00	0.00
12 21 02 10	CDT Recursos Cree Bc	20190101	10616,550,000.00	0.00	10616,550,000.00	0.00
12 21 02 11	CDT Recursos Pro Una	20190101	903,923,400.00	0.00	903,923,400.00	0.00
12 21 02 12	Recursos MEN Inversi	20190101	2500,000,000.00	0.00	2500,000,000.00	0.00
12 21 02 13	CDT Bancolombia REcu	20190101	8800,000,000.00	0.00	8800,000,000.00	0.00
12 21 02 20	Inversiones en CDT -	20190822	0.00	1800,000,000.00	0.00	1800,000,000.00
12 21 02 97	VALORACION DE CDT	20191129	82,224,546.00	1547,818,609.00	1375,063,587.00	254,979,568.00
12 21 02 97 01	RECURSOS PROPIOS	20191129	82,224,546.00	615,606,629.00	616,595,371.00	81,235,804.00
12 21 02 97 02	RECURSOS CREE	20191129	0.00	782,318,612.00	643,556,274.00	138,762,338.00
12 21 02 97 03	RECURSOS PRO UNAL	20191129	0.00	53,761,025.00	43,459,939.00	10,301,086.00
12 21 02 97 04	RECURSOS MEN	20191129	0.00	81,685,879.00	71,452,003.00	10,233,876.00
12 21 02 97 20	VALORACION DE CDT -	20191031	0.00	14,446,464.00	0.00	14,446,464.00
12 21 13	Acciones Ordinarias	20181231	17823,778,068.00	0.00	0.00	17823,778,068.00
12 21 13 01	Acciones Nominales E	20171231	38,488,382.00	0.00	0.00	38,488,382.00
12 21 13 97	Valorizacion Histori	20181231	17785,289,686.00	0.00	0.00	17785,289,686.00
13	CUENTAS POR COBRAR	20191129	10499,659,229.00	197048,515,387.00	197213,351,766.00	10334,822,850.00
13 11	CONTRIBUCIONES TASA	20191122	18,265,516.00	13,498,740.00	12,468,400.00	19,295,856.00
13 11 04	Sanciones	20191122	18,265,516.00	13,498,740.00	12,468,400.00	19,295,856.00
13 17	PRESTACIÓN DE SERVIC	20191119	319,766,114.00	510,500,734.00	216,363,591.00	613,903,257.00
13 17 01	Servicios Educativos	20191119	319,766,114.00	510,500,734.00	216,363,591.00	613,903,257.00
13 17 01 04	Educación Formal - S	20191119	319,766,114.00	510,500,734.00	216,363,591.00	613,903,257.00
13 17 01 04 01	CXC Postgrado Vr. Hi	20191119	319,766,114.00	510,500,734.00	216,363,591.00	613,903,257.00
13 37	TRANSFERENCIAS POR C	20191127	1,760,473.00	190500,782,908.00	190226,740,009.00	275,803,372.00
13 37 12	Otras Transferencias	20191127	1,760,473.00	190500,782,908.00	190226,740,009.00	275,803,372.00
13 37 12 01	Entidades Nacionales	20191018	0.00	32588,918,822.00	32588,918,822.00	0.00
13 37 12 04	Entidades Distritale	20191127	1,760,473.00	157911,864,086.00	157637,821,187.00	275,803,372.00
13 84	OTRAS CUENTAS POR CO	20191129	10159,867,126.00	6023,733,005.00	6757,779,766.00	9425,820,365.00
13 84 08	Cuotas Partes De Pen	20191129	1375,526,602.00	801,427,528.00	217,146,938.00	1959,807,192.00
13 84 08 01	Valor Historico Cuot	20191129	1375,526,602.00	801,427,528.00	217,146,938.00	1959,807,192.00
13 84 13	Devolución Iva Para	20191031	2086,183,507.00	2467,848,485.00	3334,269,373.00	1219,762,619.00
13 84 15	Embargos judiciales	20191118	0.00	73,500,000.00	0.00	73,500,000.00
13 84 90	Otras Cuentas Por Co	20191129	6698,157,017.00	2680,956,992.00	3206,363,455.00	6172,750,554.00
13 84 90 01	Saldo Favor Ctas Ban	20191121	175,491,893.00	15,318.00	0.00	175,507,211.00
13 84 90 02	Cuenta Por Cobrar A	20191112	490,810,061.00	1851,051,522.00	2106,458,729.00	235,402,854.00
13 84 90 03	Deudores	20191121	89,221,617.00	80,843,220.00	28,152,594.00	141,912,243.00
13 84 90 04	Subsidio Familiar	20191127	22,094,740.00	4,499,289.00	2,374,019.00	24,220,010.00
13 84 90 05	Medicina Prepagada	20180420	3,298,627.00	0.00	0.00	3,298,627.00
13 84 90 06	Sueldos Y Primas	20191121	141,145,718.00	89,174,888.00	24,232,729.00	206,087,877.00
13 84 90 07	Mayores Valores Gira	20190913	76,463,550.00	4,764,088.00	5,371,243.00	75,856,395.00
13 84 90 08	Comisiones Iva Grava	20191118	2,682,895.00	0.00	0.00	2,682,895.00
13 84 90 09	Aj Contra Devol 5%	20171231	322,515.00	0.00	0.00	322,515.00
13 84 90 10	Mayores Valores Paga	20191127	1579,429,904.00	587,219.00	18,962,660.00	1561,054,463.00
13 84 90 11	Sentencia Mesada 14	20190329	145,264,127.00	3,364,893.00	490,404.00	148,138,616.00
13 84 90 12	Cesantias Pagadas Po	20190101	60,180,785.00	7,570,856.00	0.00	67,751,641.00
13 84 90 13	CUENTAS POR COBRAR I	00000000	3911,750,585.00	454,948,454.00	962,154,937.00	3404,544,102.00

Handwritten signature and initials.

Procesado: 2019/12/04-08/51

BALANCE DE PRUEBA - SUB-AUXILIAR

Pag-0001

De : ENE 1/2019 A : OCT 31/2019

C U E N T A	D E S C R I P C I O N	U L T . M O V .	S A L D O A N T E R I O R	D E B I T O S	C R E D I T O S	N U E V O S A L D O
11	EFFECTIVO Y EQUIVALEN	20191203	47066,314,442.00	457264,674,671.00	459053,754,906.00	45277,234,207.00
11 10	DEPÓSITOS EN INSTITU	20191203	47066,314,442.00	457264,674,671.00	459053,754,906.00	45277,234,207.00
11 10 05	Cuenta Corriente	20191203	68,368,549.00	132156,402,810.00	132153,769,811.00	71,001,548.00
11 10 05 02	Occidentes 05354-08	20191203	67,434,697.00	132156,402,810.00	132152,835,959.00	71,001,548.00
11 10 05 18	230-08502-9 BCO OCCI	20190509	933,852.00	0.00	933,852.00	0.00
11 10 06	Cuenta De Ahorro	20191202	46997,945,893.00	325108,271,861.00	326899,985,095.00	45206,232,659.00
11 10 06 11	Occidente 814618 Cta	20191130	3319,893,886.00	35733,506,246.00	37125,300,982.00	1928,099,150.00
11 10 06 17	Occidente 81462-6 No	20191202	16606,561,631.00	220532,793,833.00	223692,473,301.00	13446,882,163.00
11 10 06 38	Bancoccidente 230-85	20191129	1342,488,491.00	1420,442,212.00	2000,000,001.00	762,930,702.00
11 10 06 39	Occidente Inv MEN 88	20191129	17,627,019.00	1008,374,669.00	327,459,246.00	698,542,442.00
11 10 06 59	OCCI 230857187CONV P	20191031	1219,371,692.00	1463,162,780.00	1451,501,221.00	1231,033,251.00
11 10 06 60	OCCID 230-85892-0 SE	20190830	609,537,037.00	22,461,318.00	631,998,355.00	0.00
11 10 06 61	OCCID 230-85893-8 CO	20191031	4400,610,999.00	16096,564,767.00	12844,704,155.00	7652,471,611.00
11 10 06 64	OCCIDENTE 230-864282	20190801	4,968,447.00	6973,807,147.00	4756,577,122.00	2222,198,472.00
11 10 06 70	Bco Occidente 230-87	20191129	5407,603,119.00	90,995,976.00	4534,223,251.00	964,375,844.00
11 10 06 71	ITAU CTA 0055628129	20190329	26,296.00	31,661.00	57,957.00	0.00
11 10 06 75	ITAU CTA 005 63121 2	20190329	551,111,536.00	2,726,388.00	553,837,924.00	0.00
11 10 06 86	Cuenta de ahorro	20191031	10681,700,920.00	20139,889,875.00	25741,677,339.00	5079,913,456.00
11 10 06 86 02	CTA 230 87738 3 C	20190509	12,262,017.00	36,504.00	12,298,521.00	0.00
11 10 06 86 03	CTA 230 87733 4	20190510	140,637,020.00	853,006.00	141,490,026.00	0.00
11 10 06 86 04	CTA 230 87836 5 CO	20190509	18,335,664.00	54,585.00	18,390,249.00	0.00
11 10 06 86 06	CTA 230 87753 2 CO	20190830	147,289.00	236.00	147,525.00	0.00
11 10 06 86 07	230-87986-8 BCO OCCI	20191031	10,394,546.00	56,253.00	0.00	10,450,799.00
11 10 06 86 10	230 88033 8 BCO OCC	20190509	17,249,055.00	51,351.00	17,300,406.00	0.00
11 10 06 86 13	CTA 230 88213 6 CONV	20190301	1.00	0.00	1.00	0.00
11 10 06 86 14	DAVIVIENDA 0092 0079	20191031	4271,269,375.00	6978,498,576.00	11223,867,585.00	25,900,366.00
11 10 06 86 16	DAVIV 0092 0079 8065	20190909	337,203,651.00	6,394,476.00	343,598,127.00	0.00
11 10 06 86 17	DAVIV AHORROS FONDO	20190830	2106,159,796.00	3212,149,782.00	2681,955,418.00	2636,354,160.00
11 10 06 86 18	DAVIV 0092 0079 8081	20191031	87,758,672.00	1430,831,335.00	1281,338,629.00	237,251,378.00
11 10 06 86 20	DAVIV 0092 7043 5366	20191031	1,081,206.00	23,267.00	215,774.00	888,699.00
11 10 06 86 22	DAVIV 0092-7044-0218	20191031	1261,596,436.00	15,119,968.00	1070,544,530.00	206,171,874.00
11 10 06 86 23	OCCIDENTE 23088652 5	20191031	1080,136,603.00	7,295,626.00	1070,782,495.00	16,649,734.00
11 10 06 86 26	230-88676-4 BCO OCCI	20191031	19,892,501.00	5,266,773.00	17,478,673.00	7,680,601.00
11 10 06 86 29	CUENTA 0092-0081-699	20191031	374,851,457.00	5,538,286.00	203,633,642.00	176,756,101.00
11 10 06 86 30	CTA 230-88783-8 BCO	20190509	9,988,711.00	102,239,986.00	112,228,697.00	0.00
11 10 06 86 31	CTA 230-88786-1 BCO	20190509	18,343,785.00	14,351,377.00	32,695,162.00	0.00
11 10 06 86 32	CTA AHORRO 230-88806	20190503	143,039,571.00	470,117.00	143,509,688.00	0.00
11 10 06 86 33	CTA AHORR 230-88800-	20191031	31,213,623.00	559,437,160.00	509,817,564.00	80,833,219.00
11 10 06 86 34	CUENTA AHORRO OCCIDE	20191031	533,823,389.00	3574,014,206.00	3469,355,229.00	638,482,366.00
11 10 06 86 35	CUENTA AHORRO OCCIDE	20191031	120,613,130.00	2561,189,102.00	2499,853,608.00	181,948,624.00
11 10 06 86 36	OCCIDENTE CTA AHORRO	20191031	85,703,422.00	115,391,508.00	192,180,603.00	8,914,327.00
11 10 06 86 37	DAVIVIENDA CTA AHORR	20190909	0.00	272,490,945.00	272,490,945.00	0.00
11 10 06 86 38	CTA AHORRO 230-88904	20191031	0.00	173,923,550.00	82,200,866.00	91,722,684.00
11 10 06 86 39	BCO OCCIDENTE CTA A	20191031	0.00	260,769,377.00	121,710,382.00	139,058,995.00
11 10 06 86 40	CTA AHORROS DAVIVIEN	20191031	0.00	76,877,658.00	50,008,697.00	26,868,961.00
11 10 06 86 41	DAVIVIENDA CTA AHORR	20191031	0.00	114,496,487.00	68,514,266.00	45,982,221.00
11 10 06 86 42	AHORROS 230-88972-7	20191031	0.00	652,068,378.00	104,070,031.00	547,998,347.00
11 10 06 87	Proestampillas UN Pu	20191129	1175,411,631.00	936,622,389.00	1275,211,897.00	836,822,123.00
11 10 06 88	Cuenta de ahorro	20191031	1661,033,189.00	10615,615,431.00	11964,962,344.00	311,686,276.00
11 10 06 88 01	DAVIVIENDA AHORRO 00	20191031	1409,501,549.00	23,627,522.00	1125,974,246.00	307,154,825.00
11 10 06 88 02	0092-0079-8099 DAVIV	20190801	251,531,640.00	10591,987,909.00	10838,988,098.00	4,531,451.00
11 10 06 89	CTA AHORROS 91000132	20191129	0.00	2180,034,214.00	0.00	2180,034,214.00
11 10 06 90	CTA AHORROS 91000013	20191129	0.00	7891,242,955.00	0.00	7891,242,955.00

Handwritten marks and initials at the bottom right of the page.

Procesado: 2019/12/04-08/51

BALANCE DE PRUEBA - SUB-AUXILIAR

Pag-0003

De : ENE 1/2019 A : OCT 31/2019

C U E N T A	D E S C R I P C I O N	U L T. M O V.	S A L D O A N T E R I O R	D E B I T O S	C R E D I T O S	N U E V O S A L D O
13 84 90 15	INCAPACIDADES	20190930	0.00	78,047,414.00	58,166,140.00	19,881,274.00
13 84 90 15 02	CUENTAS POR COBRAR A	20190930	0.00	78,047,414.00	58,166,140.00	19,881,274.00
13 84 90 16	MAYORES VALORES PAGA	20191129	0.00	105,443,000.00	0.00	105,443,000.00
13 84 90 17	MAYORES VALORES PAGA	20190830	0.00	646,831.00	0.00	646,831.00
14	PRÉSTAMOS POR COBRAR	20191127	792,126,688.00	105,235,210.00	170,552,990.00	726,808,908.00
14 15	PRÉSTAMOS CONCEDIDOS	20191127	792,126,688.00	105,235,210.00	170,552,990.00	726,808,908.00
14 15 25	Creditos A Empleados	20191127	792,126,688.00	105,235,210.00	170,552,990.00	726,808,908.00
14 15 25 14	Ptamo Ordinario Adti	20191127	62,192,691.00	5,923,693.00	36,130,863.00	31,985,521.00
14 15 25 14 01	Vr. Historico Ptamo	20191127	62,417,716.00	5,698,668.00	36,130,863.00	31,985,521.00
14 15 25 14 97	Deterioro Ptamo Ordi	20190930	225,025.00-	225,025.00	0.00	0.00
14 15 25 66	Ptmos Vivienda Admin	20191121	723,762,678.00	99,311,517.00	128,250,808.00	694,823,387.00
14 15 25 66 01	Vr. Historico Ptmos	20191121	1064,211,046.00	26,843,076.00	124,212,671.00	966,841,451.00
14 15 25 66 97	Deterioro Ptmos Vivi	20191030	340,448,368.00-	72,468,441.00	4,038,137.00	272,018,064.00-
14 15 25 77	Ptmos Vivienda Docen	20190930	6,171,319.00	0.00	6,171,319.00	0.00
14 15 25 77 01	Vr. Historico Ptmos	20190930	6,171,319.00	0.00	6,171,319.00	0.00
15	INVENTARIOS	20191029	0.00	3174,704,395.00	3174,704,394.00	1.00
15 14	MATERIALES Y SUMINIS	20191029	0.00	3174,704,395.00	3174,704,394.00	1.00
15 14 03	Medicamentos	20191024	0.00	33,401,931.00	33,401,931.00	0.00
15 14 03 01	Grupo 1-03 Medicamen	20191024	0.00	33,401,931.00	33,401,931.00	0.00
15 14 05	Materiales Reactivos	20191017	0.00	70,170,755.00	70,170,755.00	0.00
15 14 05 01	Elementos Reactivos	20191017	0.00	70,170,755.00	70,170,755.00	0.00
15 14 15	Materiales para Educ	20190923	0.00	211,684,441.00	211,684,441.00	0.00
15 14 15 01	Grupo 1-10 Útiles Es	20190923	0.00	211,684,441.00	211,684,441.00	0.00
15 14 17	Elementos y Accesorio	20190912	0.00	11,673,561.00	11,673,561.00	0.00
15 14 17 01	Elementos de Aseo La	20190912	0.00	11,673,561.00	11,673,561.00	0.00
15 14 21	Dotación a Trabajado	20190904	0.00	70,986,655.00	70,986,655.00	0.00
15 14 21 01	Dotación a Trabajado	20190904	0.00	70,986,655.00	70,986,655.00	0.00
15 14 23	Combustibles y Lubri	20191004	0.00	57,481,976.00	57,481,975.00	1.00
15 14 23 01	Grupo 1-02 Combustib	20191004	0.00	57,481,976.00	57,481,975.00	1.00
15 14 24	Elementos y Material	20191029	0.00	684,162,482.00	684,162,482.00	0.00
15 14 24 01	Grupo 1-04 Elementos	20191029	0.00	684,162,482.00	684,162,482.00	0.00
15 14 90	Otros Materiales Y S	20191029	0.00	2035,142,594.00	2035,142,594.00	0.00
15 14 90 01	Grupo 1-25 Materiale	20191029	0.00	2013,847,565.00	2013,847,565.00	0.00
15 14 90 02	Grupo 2-01 Medallas	20191028	0.00	707,500.00	707,500.00	0.00
15 14 90 05	Capacitación Bienes	20191021	0.00	20,587,529.00	20,587,529.00	0.00
16	PROPIEDADES PLANTA	20191030	272878,974,393.00	47235,476,795.00	8124,658,583.00	311989,792,605.00
16 05	TERRENOS	20191001	93616,500,670.00	11368,572,900.00	0.00	104985,073,570.00
16 05 01	Urbanos	20191001	46916,937,100.00	11368,572,900.00	0.00	58285,510,000.00
16 05 01 21	Facultad Ingenieria	20171331	19349,020,500.00	0.00	0.00	19349,020,500.00
16 05 01 21 01	Valor Historico	20171231	248,629,822.00	0.00	0.00	248,629,822.00
16 05 01 21 97	Valorizacion Histori	20171331	19100,390,678.00	0.00	0.00	19100,390,678.00
16 05 01 22	Sede Posgrados Cll 3	20171331	887,793,500.00	0.00	0.00	887,793,500.00
16 05 01 22 01	Valor Historico	20171231	90,724,348.00	0.00	0.00	90,724,348.00
16 05 01 22 97	Valorizacion Histori	20171331	797,069,152.00	0.00	0.00	797,069,152.00
16 05 01 23	Facultad Tecnologica	20171331	4479,152,000.00	0.00	0.00	4479,152,000.00
16 05 01 23 01	Valor Historico	20171231	853,362,749.00	0.00	0.00	853,362,749.00
16 05 01 23 97	Valorizacion Histori	20171331	3625,789,251.00	0.00	0.00	3625,789,251.00
16 05 01 26	Macarena B Facultad	20171331	9800,000,000.00	0.00	0.00	9800,000,000.00
16 05 01 26 01	Valor Historico	20171231	331,322,898.00	0.00	0.00	331,322,898.00
16 05 01 26 97	Valorizacion Histori	20171331	9468,677,102.00	0.00	0.00	9468,677,102.00
16 05 01 29	Facultad Artes Asab	20171331	853,600,000.00	0.00	0.00	853,600,000.00

Handwritten signature and initials.

C U E N T A	D E S C R I P C I O N	ULT. MOV.	SALDO ANTERIOR	DEBITOS	CREDITOS	NUEVO SALDO
16 05 01 29 01	Valor Historico	20171231	5,217,020.00	0.00	0.00	5,217,020.00
16 05 01 29 97	Valorizacion Histori	20171331	848,382,980.00	0.00	0.00	848,382,980.00
16 05 01 33	Sede Emisora Ud	20171331	447,125,400.00	0.00	0.00	447,125,400.00
16 05 01 33 01	Valor Historico	20171231	44,589,116.00	0.00	0.00	44,589,116.00
16 05 01 33 97	Valorizacion Histori	20171331	402,536,284.00	0.00	0.00	402,536,284.00
16 05 01 34	Facultad Tecnologica	20171331	11100,245,700.00	0.00	0.00	11100,245,700.00
16 05 01 34 01	Valor Historico	20171231	9977,043,197.00	0.00	0.00	9977,043,197.00
16 05 01 34 97	Valorizacion Histori	20171331	1123,202,503.00	0.00	0.00	1123,202,503.00
16 05 01 35	ASAB - PALACIO LA ME	20191001	0.00	9315,600,000.00	0.00	9315,600,000.00
16 05 01 35 01	Valor Historico	20191001	0.00	1151,659,110.00	0.00	1151,659,110.00
16 05 01 35 97	Valorizacion Histori	20191001	0.00	8163,940,890.00	0.00	8163,940,890.00
16 05 01 36	Sotanos Avenida Jime	20191001	0.00	2052,972,900.00	0.00	2052,972,900.00
16 05 01 36 01	Valor Historico	20191001	0.00	77,034,266.00	0.00	77,034,266.00
16 05 01 36 97	Valorizacion Histori	20191001	0.00	1975,938,634.00	0.00	1975,938,634.00
16 05 02	Rurales	20171331	178,637,500.00	0.00	0.00	178,637,500.00
16 05 02 01	Finca El Tibar Choa	20171331	178,637,500.00	0.00	0.00	178,637,500.00
16 05 02 01 01	Valor Historico	20171331	13,023,608.00	0.00	0.00	13,023,608.00
16 05 02 01 97	Valorizacion Histori	20171331	165,613,892.00	0.00	0.00	165,613,892.00
16 05 05	Terrenos De Propieda	20180802	46520,926,070.00	0.00	0.00	46520,926,070.00
16 05 05 11	Facultad Medio Ambie	20180802	7586,954,970.00	0.00	0.00	7586,954,970.00
16 05 05 11 01	Globo A - Lote San M	20180802	2300,525,577.00	0.00	0.00	2300,525,577.00
16 05 05 11 02	Globo B - Call 14 No	20180802	989,818,000.00	0.00	0.00	989,818,000.00
16 05 05 11 97	Valorizacion Histori	20180802	4296,611,393.00	0.00	0.00	4296,611,393.00
16 05 05 12	Macarena A Facultad	20171331	12686,257,100.00	0.00	0.00	12686,257,100.00
16 05 05 12 01	Valor Historico	20171231	4952,574,900.00	0.00	0.00	4952,574,900.00
16 05 05 12 97	Valorizacion Histori	20171331	7733,682,200.00	0.00	0.00	7733,682,200.00
16 05 05 13	Zona Comunal No.1 Fa	20171331	3636,744,000.00	0.00	0.00	3636,744,000.00
16 05 05 13 01	Valor Historico	20171231	1454,050,800.00	0.00	0.00	1454,050,800.00
16 05 05 13 97	Valorizacion Histori	20171331	2182,693,200.00	0.00	0.00	2182,693,200.00
16 05 05 15	Sede Ciudadela Porve	20180802	22610,970,000.00	0.00	0.00	22610,970,000.00
16 05 05 15 01	Lote 8A - Calle 52 S	20180802	10000,000,000.00	0.00	0.00	10000,000,000.00
16 05 05 15 02	Lote 8B - Calle 52 S	20180802	7098,000,000.00	0.00	0.00	7098,000,000.00
16 05 05 15 97	Valorizacion Histori	20180802	5512,970,000.00	0.00	0.00	5512,970,000.00
16 15	CONSTRUCCIONES EN CU	20171331	2872,009,990.00	0.00	0.00	2872,009,990.00
16 15 01	Edificaciones	20171331	2872,009,990.00	0.00	0.00	2872,009,990.00
16 15 01 13	Sede Macarena B	20171331	2872,009,990.00	0.00	0.00	2872,009,990.00
16 35	BIENES MUEBLES EN BO	20191030	0.00	6836,736,403.00	6836,736,403.00	0.00
16 35 01	Maquinaria Y Equipo	20190930	0.00	83,439,233.00	83,439,233.00	0.00
16 35 01 08	Grupo 2-08 Equipo Ma	20190227	0.00	42,566,293.00	42,566,293.00	0.00
16 35 01 14	Grupo 2-14 Herramient	20190930	0.00	40,872,940.00	40,872,940.00	0.00
16 35 02	Equipo Medico Y Cien	20191028	0.00	3679,714,676.00	3679,714,676.00	0.00
16 35 02 10	Grupo 2-10 Equipo Y	20191028	0.00	3631,554,300.00	3631,554,300.00	0.00
16 35 02 11	Grupo 2-11 Elementos	20190912	0.00	48,160,376.00	48,160,376.00	0.00
16 35 03	Muebles Enseres Y E	20191030	0.00	419,691,581.00	419,691,581.00	0.00
16 35 03 02	Grupo 2-02 Discoteca	20191002	0.00	51,300,000.00	51,300,000.00	0.00
16 35 03 12	Grupo 2-12 Equipo Ma	20190829	0.00	68,176,419.00	68,176,419.00	0.00
16 35 03 18	Grupo 2-18 Mobiliari	20191030	0.00	300,215,162.00	300,215,162.00	0.00
16 35 04	Equipos De Comunicac	20191030	0.00	2570,956,707.00	2570,956,707.00	0.00
16 35 04 07	Grupo 2-07 Equipo Ma	20191030	0.00	856,364,435.00	856,364,435.00	0.00
16 35 04 21	Grupo 2-21 Equipo Y	20191025	0.00	1616,003,747.00	1616,003,747.00	0.00
16 35 04 22	GRUPO 2-22 SOFTWARE	20190920	0.00	98,588,525.00	98,588,525.00	0.00
16 35 11	Equipos De Comedor	20191008	0.00	15,480,484.00	15,480,484.00	0.00
16 35 11 06	Grupo 2-06 Equipo Y M	20191008	0.00	15,480,484.00	15,480,484.00	0.00
16 35 90	Otros Bienes Muebles	20190930	0.00	67,453,722.00	67,453,722.00	0.00

Handwritten signature and initials.

Procesado: 2019/12/04-08/51

BALANCE DE PRUEBA - SUB-AUXILIAR

Pag-0005

De : ENE 1/2019 A : OCT 31/2019

C U E N T A	D E S C R I P C I O N	U L T. M O V.	S A L D O A N T E R I O R	D E B I T O S	C R E D I T O S	N U E V O S A L D O
16 35 90 09	Equipo De Recreacion	20190930	0.00	67,453,722.00	67,453,722.00	0.00
16 40	EDIFICACIONES	20191001	170055,069,234.00	22154,369,934.00	0.00	192209,439,168.00
16 40 01	Edificios Y Casas	20191001	141693,178,377.00	22154,369,934.00	0.00	163847,548,311.00
16 40 01 11	Facultad Ingenieria	20171331	40113,681,919.00	0.00	0.00	40113,681,919.00
16 40 01 11 01	Valor Historico	20171231	23383,681,911.00	0.00	0.00	23383,681,911.00
16 40 01 11 97	Valorizacion Histori	20171331	16730,000,008.00	0.00	0.00	16730,000,008.00
16 40 01 12	Sede Posgrados Cll 3	20171331	870,777,800.00	0.00	0.00	870,777,800.00
16 40 01 12 01	Valor Historico	20171231	981,654,443.00	0.00	0.00	981,654,443.00
16 40 01 12 97	Valorizacion Histori	20171331	110,876,643.00-	0.00	0.00	110,876,643.00-
16 40 01 13	Facultad Tecnologica	20171331	17814,248,000.00	0.00	0.00	17814,248,000.00
16 40 01 13 01	Valor Historico	20171231	9821,511,839.00	0.00	0.00	9821,511,839.00
16 40 01 13 97	Valorizacion Histori	20171331	7992,736,161.00	0.00	0.00	7992,736,161.00
16 40 01 15	Sede Ciudadela Porve	20181107	77947,405,833.00	0.00	0.00	77947,405,833.00
16 40 01 15 01	Valor Historico	20181107	89925,010,768.00	0.00	0.00	89925,010,768.00
16 40 01 15 97	Valorizacion Histori	20180629	11977,604,935.00-	0.00	0.00	11977,604,935.00-
16 40 01 16	Macarena B Facultad	20171331	4209,661,700.00	0.00	0.00	4209,661,700.00
16 40 01 16 01	Valor Historico	20171231	6887,518,500.00	0.00	0.00	6887,518,500.00
16 40 01 16 97	Valorizacion Histori	20171331	2677,856,800.00-	0.00	0.00	2677,856,800.00-
16 40 01 17	Finca El Tibar Choa	20171331	33,365,000.00	0.00	0.00	33,365,000.00
16 40 01 17 01	Valor Historico	20171231	25,630,887.00	0.00	0.00	25,630,887.00
16 40 01 17 97	Valorizacion Histori	20171331	7,734,113.00	0.00	0.00	7,734,113.00
16 40 01 18	Sede Emisora Ud	20171331	147,429,600.00	0.00	0.00	147,429,600.00
16 40 01 18 01	Valor Historico	20171231	87,307,360.00	0.00	0.00	87,307,360.00
16 40 01 18 97	Valorizacion Histori	20171331	60,122,240.00	0.00	0.00	60,122,240.00
16 40 01 21	Facultad Artes Asab	20171331	556,608,525.00	0.00	0.00	556,608,525.00
16 40 01 21 01	Valor Historico	20171231	103,574,081.00	0.00	0.00	103,574,081.00
16 40 01 21 97	Valorizacion Histori	20171331	453,034,444.00	0.00	0.00	453,034,444.00
16 40 01 35	ASAB - Palacio La Me	20191001	0.00	20344,786,800.00	0.00	20344,786,800.00
16 40 01 35 01	Valor Histporico	20191001	0.00	2360,929,204.00	0.00	2360,929,204.00
16 40 01 35 02	Mejora - Obra Recupe	20191001	0.00	1959,228,743.00	0.00	1959,228,743.00
16 40 01 35 97	Valorizacion Histori	20191001	0.00	16024,628,853.00	0.00	16024,628,853.00
16 40 01 36	Sótano Avenida Jimen	20191001	0.00	1809,583,134.00	0.00	1809,583,134.00
16 40 01 36 01	Valor Historico	20191001	0.00	431,050,410.00	0.00	431,050,410.00
16 40 01 36 97	Valorizacion Histori	20191001	0.00	1378,532,724.00	0.00	1378,532,724.00
16 40 28	Edificaciones De Pro	20171331	28361,890,857.00	0.00	0.00	28361,890,857.00
16 40 28 11	Facultad Medio Ambie	20171331	8904,602,950.00	0.00	0.00	8904,602,950.00
16 40 28 11 01	Valor Historico	20171231	7536,772,083.00	0.00	0.00	7536,772,083.00
16 40 28 11 97	Valorizacion Histori	20171331	1367,830,867.00	0.00	0.00	1367,830,867.00
16 40 28 12	Macarena A Facultad	20171331	19354,438,907.00	0.00	0.00	19354,438,907.00
16 40 28 12 01	Valor Historico	20171231	24050,538,021.00	0.00	0.00	24050,538,021.00
16 40 28 12 97	Valorizacion Histori	20171331	4696,099,114.00-	0.00	0.00	4696,099,114.00-
16 40 28 14	Sede B Thomas Jeffer	20171331	102,849,000.00	0.00	0.00	102,849,000.00
16 40 28 14 01	Valor Historico	20171331	102,849,000.00	0.00	0.00	102,849,000.00
16 55	MAQUINARIA Y EQUIPO	20191002	632,078,953.00	202,192,955.00	0.00	834,271,908.00
16 55 01	Equipo De Construcci	20190227	262,200,000.00	42,566,293.00	0.00	304,766,293.00
16 55 01 08	Grupo 2-08 Equipos Y	20190227	262,200,000.00	42,566,293.00	0.00	304,766,293.00
16 55 05	Equipo De Música	20191002	79,603,631.00	51,300,000.00	0.00	130,903,631.00
16 55 05 02	Grupo 2-02 Discoteca	20191002	79,603,631.00	51,300,000.00	0.00	130,903,631.00
16 55 06	Equipo De Recreación	20190930	283,516,471.00	67,453,722.00	0.00	350,970,193.00
16 55 06 09	Grupo 2-09 Maquinari	20190930	283,516,471.00	67,453,722.00	0.00	350,970,193.00
16 55 11	Herramientas Y Acces	20190930	6,758,851.00	40,872,940.00	0.00	47,631,791.00
16 55 11 14	Grupo 2-14 Herramien	20190930	6,758,851.00	40,872,940.00	0.00	47,631,791.00
16 60	EQUIPO MÉDICO Y CIEN	20191028	4383,289,263.00	3679,714,676.00	0.00	8063,003,939.00
16 60 02	Equipo De Laboratori	20191028	4383,061,463.00	3631,554,300.00	0.00	8014,615,763.00

[Handwritten signature]

C U E N T A	D E S C R I P C I O N	ULT. MOV.	SALDO ANTERIOR	DEBITOS	CREDITOS	NUEVO SALDO
16 60 02 10	Grupo 2-10 Maquinari	20191028	4383,061,463.00	3631,554,300.00	0.00	8014,615,763.00
16 60 90	Otro Equipo Medico Y	20190912	227,800.00	48,160,376.00	0.00	48,388,176.00
16 60 90 01	Grupo 2-11 Elementos	20190912	227,800.00	48,160,376.00	0.00	48,388,176.00
16 65	MUEBLES ENSERES Y E	20191030	6018,145,042.00	368,391,581.00	0.00	6386,536,623.00
16 65 01	Muebles Y Enseres	20191030	1058,779,600.00	300,215,162.00	0.00	1358,994,762.00
16 65 01 18	Grupo 2-18 Mobiliari	20191030	1058,779,600.00	300,215,162.00	0.00	1358,994,762.00
16 65 02	Equipo Y Máquina De	20190829	4958,378,942.00	68,176,419.00	0.00	5026,555,361.00
16 65 02 12	Grupo 2-12 Equipo Ma	20190829	4958,378,942.00	68,176,419.00	0.00	5026,555,361.00
16 65 90	Otros Muebles Enser	20181231	986,500.00	0.00	0.00	986,500.00
16 65 90 21	Elementos De Arte	20181231	986,500.00	0.00	0.00	986,500.00
16 70	EQUIPOS DE COMUNICAC	20191030	3364,034,525.00	2610,017,862.00	137,649,680.00	5836,402,707.00
16 70 01	Equipo De Comunicaci	20191030	1705,912,426.00	856,364,435.00	0.00	2562,276,861.00
16 70 01 07	Grupo 2-07 Equipo Ma	20191030	1705,912,426.00	856,364,435.00	0.00	2562,276,861.00
16 70 02	Equipo De Computaciò	20191025	1658,122,099.00	1753,653,427.00	137,649,680.00	3274,125,846.00
16 70 02 21	Grupo 2-21 Equipo Ma	20191025	1658,122,099.00	1753,653,427.00	137,649,680.00	3274,125,846.00
16 75	EQUIPOS DE TRANSPORT	20181231	294,714,234.00	0.00	0.00	294,714,234.00
16 75 02	Terrestre	20181231	294,714,234.00	0.00	0.00	294,714,234.00
16 75 02 13	Grupo 2-13 Equipo Ma	20181231	294,714,234.00	0.00	0.00	294,714,234.00
16 80	EQUIPOS DE COMEDOR	20191008	490,000.00	15,480,484.00	0.00	15,970,484.00
16 80 02	Equipo De Restaurant	20191008	490,000.00	15,480,484.00	0.00	15,970,484.00
16 80 02 06	Grupo 2-06 Equipo Y	20191008	490,000.00	15,480,484.00	0.00	15,970,484.00
16 81	BIENES DE ARTE Y CUL	20181231	9,296,091.00	0.00	0.00	9,296,091.00
16 81 07	Libros Y Publicacion	20181231	9,296,091.00	0.00	0.00	9,296,091.00
16 81 07 16	Grupo 2-16 Libros Y	20181231	9,296,091.00	0.00	0.00	9,296,091.00
16 85	DEPRECIACIÓN ACUMULA	20191030	8366,653,609.00-	0.00	1150,272,500.00	9516,926,109.00-
16 85 01	Edificaciones	20191030	1416,852,904.00-	0.00	1150,272,500.00	2567,125,404.00-
16 85 01 01	Facultad Ingenieria	20191030	339,771,995.00-	0.00	283,143,330.00	622,915,325.00-
16 85 01 02	Sede Posgrados Cll 3	20191030	9,636,744.00-	0.00	8,030,620.00	17,667,364.00-
16 85 01 03	Facultad Tecnologica	20191030	157,997,785.00-	0.00	131,664,820.00	289,662,605.00-
16 85 01 04	Macarena B Facultad	20191030	38,707,978.00-	0.00	32,256,650.00	70,964,628.00-
16 85 01 05	Finca El Tibar Choac	20191030	589,623.00-	0.00	491,350.00	1,080,973.00-
16 85 01 06	Facultad Artes Asab	20191030	6,021,171.00-	0.00	5,017,640.00	11,038,811.00-
16 85 01 07	Sede Emisora Ud	20191030	1,577,543.00-	0.00	1,314,620.00	2,892,163.00-
16 85 01 08	Sede Ciudadela Porve	20191030	590,350,272.00-	0.00	461,520,310.00	1051,870,582.00-
16 85 01 09	Facultad Medio Ambie	20191030	78,163,620.00-	0.00	65,136,350.00	143,299,970.00-
16 85 01 10	Macarena A Facultad	20191030	189,179,414.00-	0.00	157,649,510.00	346,828,924.00-
16 85 01 11	Sede B Thomas Jeffer	20191030	4,856,759.00-	0.00	4,047,300.00	8,904,059.00-
16 85 04	Maquinaria Y Equipo	20181231	295,422,106.00-	0.00	0.00	295,422,106.00-
16 85 04 02	Grupo 2-02 Discoteca	20181231	255,836,404.00-	0.00	0.00	255,836,404.00-
16 85 04 08	Grupo 2-08 Equipos y	20181231	12,641,995.00-	0.00	0.00	12,641,995.00-
16 85 04 09	Grupo 2-09 Maquinari	20181231	20,196,058.00-	0.00	0.00	20,196,058.00-
16 85 04 14	Grupo 2-14 Herramien	20181231	6,747,649.00-	0.00	0.00	6,747,649.00-
16 85 05	Equipo Medico Y Cien	20181231	2812,735,893.00-	0.00	0.00	2812,735,893.00-
16 85 05 10	Grupo 2-10 Maquinari	20181231	2782,959,809.00-	0.00	0.00	2782,959,809.00-
16 85 05 11	Grupo 2-11 Elementos	20181231	29,776,084.00-	0.00	0.00	29,776,084.00-
16 85 06	Muebles Enseres Y E	20181231	659,281,509.00-	0.00	0.00	659,281,509.00-
16 85 06 12	Grupo 2-12 Equipo Ma	20181231	69,037,335.00-	0.00	0.00	69,037,335.00-
16 85 06 18	Grupo 2-18 Mobiliari	20181231	590,244,174.00-	0.00	0.00	590,244,174.00-
16 85 07	Equipos De Comunicac	20181231	3173,838,054.00-	0.00	0.00	3173,838,054.00-
16 85 07 07	Grupo 2-07 Equipo Ma	20181231	1065,386,892.00-	0.00	0.00	1065,386,892.00-
16 85 07 21	Grupo 2-21 Equipo Ma	20181231	2108,451,162.00-	0.00	0.00	2108,451,162.00-
16 85 08	Equipos De Transport	20181231	8,033,143.00-	0.00	0.00	8,033,143.00-
16 85 08 13	Grupo 2-13 Equipo Ma	20181231	8,033,143.00-	0.00	0.00	8,033,143.00-
16 85 09	Equipos De Comedor	20180928	490,000.00-	0.00	0.00	490,000.00-

Handwritten signature and initials.

C U E N T A	D E S C R I P C I O N	ULT. MOV.	SALDO ANTERIOR	DEBITOS	CREDITOS	NUEVO SALDO
16 85 09 06	Grupo 2-06 Equipo y	20180928	490,000.00-	0.00	0.00	490,000.00-
17	BIENES DE USO PÚBLIC	20191001	104363,790,402.00	33035,338,000.00	66558,280,834.00	70840,847,568.00
17 05	BIENES DE USO PÚBLIC	20180322	4703,184,968.00	0.00	0.00	4703,184,968.00
17 05 10	Bibliotecas	20180322	4703,184,968.00	0.00	0.00	4703,184,968.00
17 05 10 01	Segunda Etapa Biblio	20180322	4703,184,968.00	0.00	0.00	4703,184,968.00
17 10	BIENES DE USO PÚBLIC	20190329	66137,662,600.00	33035,338,000.00	33035,338,000.00	66137,662,600.00
17 10 10	Bibliotecas	20190329	66137,662,600.00	0.00	33035,338,000.00	33102,324,600.00
17 10 10 01	Centro Cultural Ramó	20190329	66137,662,600.00	0.00	33035,338,000.00	33102,324,600.00
17 10 10 01 01	Terreno	20190329	7613,741,800.00	0.00	7613,741,800.00	0.00
17 10 10 01 02	Construcción	20171231	29788,141,975.00	0.00	0.00	29788,141,975.00
17 10 10 01 97	Valorización Histori	20190329	28735,778,825.00	0.00	25421,596,200.00	3314,182,625.00
17 10 14	Terrenos	20190329	0.00	33035,338,000.00	0.00	33035,338,000.00
17 10 14 01	Centro Cultural Bibl	20190329	0.00	33035,338,000.00	0.00	33035,338,000.00
17 10 14 01 01	Valor Histórico	20190329	0.00	7613,741,800.00	0.00	7613,741,800.00
17 10 14 01 97	Valorización Terreno	20190329	0.00	25421,596,200.00	0.00	25421,596,200.00
17 15	BIENES HISTÓRICOS Y	20191001	33522,942,834.00	0.00	33522,942,834.00	0.00
17 15 01	Monumentos	20191001	29660,386,800.00	0.00	29660,386,800.00	0.00
17 15 01 01	Asab Palacio La Merc	20191001	29660,386,800.00	0.00	29660,386,800.00	0.00
17 15 01 01 01	Terreno	20191001	1151,659,110.00	0.00	1151,659,110.00	0.00
17 15 01 01 02	Construcción	20191001	2360,929,204.00	0.00	2360,929,204.00	0.00
17 15 01 01 03	Mejora - Obra Recupe	20191001	1959,228,743.00	0.00	1959,228,743.00	0.00
17 15 01 01 97	Valorización Histori	20191001	24188,569,743.00	0.00	24188,569,743.00	0.00
17 15 90	Otros Bienes Históri	20191001	3862,556,034.00	0.00	3862,556,034.00	0.00
17 15 90 01	Sotanos Av Jimenez	20191001	3862,556,034.00	0.00	3862,556,034.00	0.00
17 15 90 01 01	Terreno	20191001	77,034,266.00	0.00	77,034,266.00	0.00
17 15 90 01 02	Construcción	20191001	431,050,410.00	0.00	431,050,410.00	0.00
17 15 90 01 97	Valorización Histori	20191001	3354,471,358.00	0.00	3354,471,358.00	0.00
19	OTROS ACTIVOS	20191203	2705335,702,651.00	90334,586,063.00	65741,772,085.00	2729928,516,629.00
19 02	PLAN DE ACTIVOS PARA	20191203	1721,876,315.00	4553,521,285.00	4382,969,619.00	1892,427,981.00
19 02 01	Efectivo Y Equivalen	20191203	505,546,300.00	722,584,259.00	7,986,639.00	1220,143,920.00
19 02 01 01	Banco Occid 81451-9	20191203	505,546,300.00	722,584,259.00	7,986,639.00	1220,143,920.00
19 02 03	Inversiones	20191129	1216,330,015.00	3830,937,026.00	4374,982,980.00	672,284,061.00
19 02 03 01	CDT Fondo Prestamos	20190904	1211,522,894.00	3788,473,998.00	4332,708,125.00	667,288,767.00
19 02 03 97	Valorización CDT Fon	20191129	4,807,121.00	42,463,028.00	42,274,855.00	4,995,294.00
19 04	PLAN DE ACTIVOS PARA	20191129	2637905,310,510.00	56212,328,938.00	25912,284,303.00	2668205,355,145.00
19 04 01	Efectivo Y Equivalen	20191129	2434,219,383.00	393,866,607.00	2439,000,001.00	389,085,989.00
19 04 01 01	Banco De Occidente F	20191129	2434,219,383.00	393,866,607.00	2439,000,001.00	389,085,989.00
19 04 02	Recursos Entregados	20191031	80602,719,368.00	30129,071,851.00	544,524,606.00	110187,266,613.00
19 04 02 01	Estampilla Ud 1.0	20191031	76750,865,858.00	1505,992,972.00	1,798,582.00	78255,060,248.00
19 04 02 02	Estampilla Ud 1.1%	20191031	3496,963,079.00	6691,419,848.00	175,163,803.00	10013,219,124.00
19 04 02 03	Rendimiento Estampil	20191031	346,006,258.00	21646,389,337.00	350,019,116.00	21642,376,479.00
19 04 02 04	Rendimientos Estampi	20191031	8,884,173.00	285,269,694.00	17,543,105.00	276,610,762.00
19 04 03	Inversiones	20191129	5797,299,441.00	25689,390,480.00	22928,759,696.00	8557,930,225.00
19 04 03 01	Valor Nominal CDT Pe	20190904	5774,387,633.00	17911,054,985.00	17690,629,534.00	5994,813,084.00
19 04 03 03	CDT Bancolombia fond	20190904	0.00	7467,989,156.00	4968,460,282.00	2499,528,874.00
19 04 03 97	Valorización CDT Pen	20191129	22,911,808.00	310,346,339.00	269,669,880.00	63,588,267.00
19 04 08	DERECHOS POR COBRAR	20181231	2549071,072,318.00	0.00	0.00	2549071,072,318.00
19 04 08 01	Concurrencia Ministe	20181231	462289,382,548.00	0.00	0.00	462289,382,548.00
19 04 08 02	Concurrencia Secreta	20181231	2086781,689,770.00	0.00	0.00	2086781,689,770.00
19 05	BIENES Y SERVICIOS P	20191129	1570,331,946.00	349,005,488.00	1615,732,049.00	303,605,385.00
19 05 01	Seguros	20191129	1266,971,585.00	21,312,271.00	1278,038,829.00	10,245,027.00
19 05 01 02	Seguros Pagados Por	20191129	1266,971,585.00	21,312,271.00	1278,038,829.00	10,245,027.00

[Handwritten signature]

C U E N T A	D E S C R I P C I O N	U L T. M O V.	S A L D O A N T E R I O R	D E B I T O S	C R E D I T O S	N U E V O S A L D O
19 05 05	Impresos Publicacio	20191028	303,360,361.00	327,693,217.00	337,693,220.00	293,360,358.00
19 05 05 01	Impresos Y Publicaci	20191028	303,360,361.00	327,693,217.00	337,693,220.00	293,360,358.00
19 06	AVANCES Y ANTICIPOS	20191203	372,354,909.00	2460,012,245.00	2207,449,409.00	624,917,745.00
19 06 03	Avances Para Viático	20191016	284,049,572.00	54,291,913.00	112,744,062.00	225,597,423.00
19 06 03 01	Avances Para Viático	20171231	621,644.00	0.00	0.00	621,644.00
19 06 03 02	Avance Estudios Doce	20191016	283,427,928.00	54,291,913.00	112,744,062.00	224,975,779.00
19 06 04	Anticipo para Adquis	20191203	88,305,337.00	2372,220,332.00	2094,705,347.00	365,820,322.00
19 06 04 03	Otros Avances Y Anti	20191203	37,061,506.00	2229,226,457.00	2083,001,588.00	183,286,375.00
19 06 04 04	Avance Adquisicion B	20191126	48,868,597.00	61,259,128.00	11,703,759.00	98,423,966.00
19 06 04 05	Depositos Entregados	20190619	2,375,234.00	81,734,747.00	0.00	84,109,981.00
19 06 90	Otros Avances Y Anti	20190801	0.00	33,500,000.00	0.00	33,500,000.00
19 06 90 01	Otros Avances Y Anti	20190801	0.00	33,500,000.00	0.00	33,500,000.00
19 08	RECURSOS ENTREGADOS	20191031	63190,964,160.00	24891,872,597.00	29889,966,744.00	58192,870,013.00
19 08 01	En Administración	20191031	63190,964,160.00	24891,872,597.00	29889,966,744.00	58192,870,013.00
19 08 01 01	Recaudo Estampilla U	20191031	32965,338,007.00	22496,050,740.00	11415,778,533.00	44045,610,214.00
19 08 01 01 01	Estampilla UD 1%	20191031	25237,716,886.00	5767,501,117.00	6944,939,815.00	24060,278,188.00
19 08 01 01 02	Estampilla UD 1.1%	20191031	7727,621,121.00	16728,549,623.00	4470,838,718.00	19985,332,026.00
19 08 01 02	Rendimientos Fros Es	20191031	30225,626,153.00	2395,821,857.00	18474,188,211.00	14147,259,799.00
19 08 01 02 01	Rendimientos Fros Es	20191031	30203,414,914.00	1728,030,318.00	18433,714,535.00	13497,730,697.00
19 08 01 02 02	Rendimientos Fros Es	20191031	22,211,239.00	667,791,539.00	40,473,676.00	649,529,102.00
19 09	DEPÓSITOS ENTREGADOS	20190322	574,864,811.00	35,887,023.00	0.00	610,751,834.00
19 09 02	Para Bienes	20190322	0.00	35,887,023.00	0.00	35,887,023.00
19 09 03	Depósitos Judiciales	20171231	574,864,811.00	0.00	0.00	574,864,811.00
19 70	ACTIVOS INTANGIBLES	20191031	260,879,048.00	1831,958,487.00	1733,369,961.00	359,467,574.00
19 70 07	Licencias	20191031	66,866,405.00	1733,369,962.00	1733,369,961.00	66,866,406.00
19 70 07 01	Renovaciones de Lice	20191031	66,866,405.00	1733,369,962.00	1733,369,961.00	66,866,406.00
19 70 08	Softwares	20190920	194,012,643.00	98,588,525.00	0.00	292,601,168.00
19 70 08 22	Grupo 2-22 Dev Softw	20190920	194,012,643.00	98,588,525.00	0.00	292,601,168.00
19 75	AMORTIZACIÓN ACUMULA	20180928	260,879,048.00-	0.00	0.00	260,879,048.00-
19 75 08	Softwares	20180928	260,879,048.00-	0.00	0.00	260,879,048.00-
19 75 08 01	Grupo 2-22 Devolutiv	20180928	260,879,048.00-	0.00	0.00	260,879,048.00-
24	CUENTAS POR PAGAR	20191203	8460,066,391.00-	229306,013,255.00	235471,793,510.00	14625,846,646.00-
24 01	ADQUISICIÓN DE BIENE	20191203	1930,418,778.00-	31890,291,732.00	33880,242,704.00	3920,369,750.00-
24 01 01	Bienes Y Servicios	20191203	1930,418,778.00-	31890,291,732.00	33880,242,704.00	3920,369,750.00-
24 01 01 01	Adquisicion De Biene	20191203	0.00	11192,791,486.00	11285,791,552.00	93,000,066.00-
24 01 01 02	Adquisicion de Servi	20191029	0.00	9855,679,382.00	9855,679,382.00	0.00
24 01 01 90	Entradas de Almacen	20191203	1930,418,778.00-	10841,820,864.00	12738,771,770.00	3827,369,684.00-
24 07	RECURSOS A FAVOR DE	20191203	4122,516,488.00-	49086,485,167.00	50724,817,076.00	5760,848,397.00-
24 07 20	Recaudos Por Clasifi	00000000	26,394,713.00-	370,456,259.00	384,002,792.00	39,941,246.00-
24 07 20 03	Consignaciones Por I	00000000	26,394,713.00-	370,456,259.00	384,002,792.00	39,941,246.00-
24 07 26	Rendimientos Financi	20191129	3006,779,833.00-	86,126,509.00	458,269,686.00	3378,923,010.00-
24 07 26 23	Intereses Cdt Pensio	20191129	2177,405,521.00-	71,190,125.00	390,428,195.00	2496,643,591.00-
24 07 26 25	Intereses Cdt Presta	20191129	640,321,957.00-	14,936,384.00	56,536,425.00	681,921,998.00-
24 07 26 26	Cta Ahorro Estruct Pe	20191031	189,052,355.00-	0.00	11,305,066.00	200,357,421.00-
24 07 90	Otros Recursos A Fav	20191203	1089,341,942.00-	48629,902,399.00	49882,544,598.00	2341,984,141.00-
24 07 90 01	Por Prestamos U D	20191106	3,519,000.00-	4,809,597.00	1,408,457.00	117,860.00-
24 07 90 02	Recaudo Icetex	20191129	736,992,543.00-	1247,740,181.00	1357,279,674.00	846,532,036.00-
24 07 90 03	Recaudo Ecaes	20181231	7,267,100.00-	0.00	0.00	7,267,100.00-
24 07 90 04	Recaudo Seguro Stud	20191129	197,784,942.00-	224,651,528.00	425,885,242.00	399,018,656.00-
24 07 90 05	Devoluciones	20191122	501,426.00-	345,916,099.00	349,587,899.00	4,173,226.00-
24 07 90 13	Matriculas De Honor	20191125	0.00	386,855,334.00	386,855,334.00	0.00
24 07 90 18	Consignaciones Errad	20191016	6,713,046.00-	8,469,806.00	8,469,806.00	6,713,046.00-
24 07 90 21	Otros Acreedores	20191203	8,648,246.00-	46271,662,674.00	46748,567,312.00	485,552,884.00-

ca X

C U E N T A	D E S C R I P C I O N	ULT. MOV.	SALDO ANTERIOR	DEBITOS	CREDITOS	NUEVO SALDO
24 07 90 25	Ingresos por Identif	00000000	60,569,962.00-	0.00	0.00	60,569,962.00-
24 07 90 27	Reintegros Convenios	00000000	10,766,983.00-	49,788,789.00	50,139,506.00	11,117,700.00-
24 07 90 28	Otros Recaudos Para	20191130	56,578,694.00-	88,692,849.00	59,035,826.00	26,921,671.00-
24 07 90 29	EMBARGOS IDEXUD	20190617	0.00	1,315,542.00	1,315,542.00	0.00
24 07 90 31	Ingreso Convenio 80	20191031	0.00	0.00	494,000,000.00	494,000,000.00-
24 24	DESCUENTOS DE NÓMINA	20191203	280,336,576.00-	88566,930,156.00	91003,006,171.00	2716,412,591.00-
24 24 01	Aportes A Fondos Pen	20191127	32,938,631.00-	16864,837,670.00	17384,994,629.00	553,095,590.00-
24 24 01 01	Giro Pensiones Nomin	20191127	70,249,551.00	12553,623,857.00	12645,152,013.00	21,278,605.00-
24 24 01 02	Valor Descontado al	20191127	103,188,182.00-	4311,213,813.00	4739,842,616.00	531,816,985.00-
24 24 02	Aportes A Seguridad	20191127	236,961,842.00-	21822,437,454.00	22784,493,684.00	1199,018,072.00-
24 24 02 01	Pago Salud Nominas	20191127	17,618,213.00	13673,124,800.00	13740,699,425.00	49,956,412.00-
24 24 02 02	Valor Descontado al	20191127	254,580,055.00-	8149,312,654.00	9043,794,259.00	1149,061,660.00-
24 24 04	Sindicatos	20191203	269,495.00-	449,230,423.00	456,523,329.00	7,562,401.00-
24 24 05	Cooperativas	20191203	0.00	427,580,094.00	453,358,010.00	25,777,916.00-
24 24 06	Fondos De Empleados	20191203	4,242,191.00-	10584,998,026.00	11036,045,204.00	455,289,369.00-
24 24 07	Libranzas	20191203	400,000.00-	4681,661,421.00	4887,407,162.00	206,145,741.00-
24 24 08	Contrato de Medicina	20191203	0.00	3324,645,258.00	3425,033,673.00	100,388,415.00-
24 24 11	Embargos Judiciales	20191203	5,266,272.00-	393,025,239.00	419,965,005.00	32,206,038.00-
24 24 13	Cuenta de Ahorro Fom	20191129	0.00	322,110,714.00	333,560,714.00	11,450,000.00-
24 24 90	Otros Descuentos De	20191203	258,145.00-	29696,403,857.00	29821,624,761.00	125,479,049.00-
24 24 90 01	Asociacion De Tercer	20191203	298,845.00-	1414,026,857.00	1536,570,861.00	122,842,849.00-
24 24 90 02	Descuento a empleado	20191127	40,700.00	425,047,000.00	427,723,900.00	2,636,200.00-
24 24 90 03	Descuentos A Emplead	20190211	0.00	30,535,931.00	30,535,931.00	0.00
24 24 90 05	Descuentos para terc	20190717	0.00	9,643,617.00	9,643,617.00	0.00
24 24 90 90	Total Descuentos Nom	20191203	0.00	27817,150,452.00	27817,150,452.00	0.00
24 36	RETENCIÓN EN LA FUEN	20191203	1400,169,574.00-	8818,186,234.00	8174,708,141.00	756,691,481.00-
24 36 03	Honorarios	20191202	75,385,850.00-	249,428,720.00	207,344,518.00	33,301,648.00-
24 36 03 21	Honorarios 10%	20191202	57,488,818.00-	160,135,727.00	124,852,718.00	22,205,809.00-
24 36 03 22	Honorarios 11%	20191202	3,697,479.00-	28,694,046.00	32,202,284.00	7,205,717.00-
24 36 03 23	Honorarios 7% Profes	20191202	1,361,880.00-	10,816,106.00	11,391,966.00	1,937,740.00-
24 36 03 32	Diseño Pag Web Y Con	20191118	12,837,673.00-	49,782,841.00	38,897,550.00	1,952,382.00-
24 36 05	Servicios	20191203	70,591,746.00-	380,445,931.00	338,573,293.00	28,719,108.00-
24 36 05 51	Servicios En General	20191203	6,089,724.00-	27,523,662.00	22,683,267.00	1,249,329.00-
24 36 05 52	Servicios Genral Dec	20191128	39,078,173.00-	193,111,234.00	163,290,735.00	9,257,674.00-
24 36 05 53	Servicio De Carga	20191122	0.00	8,543.00	8,543.00	0.00
24 36 05 55	Transporte Aereo Mar	20191007	44,857.00-	171,691.00	126,834.00	0.00
24 36 05 57	Servicios 2% Aseo-Vi	20191108	4,317,401.00-	22,747,770.00	21,578,400.00	3,148,031.00-
24 36 05 70	Transporte nal pasaj	20191108	14,757,763.00-	69,647,538.00	68,142,262.00	13,252,487.00-
24 36 05 72	Restaurantes Hotele	20191108	6,303,828.00-	67,235,493.00	62,743,252.00	1,811,587.00-
24 36 06	Arrendamientos	20191118	12,857,316.00-	207,974,010.00	201,912,803.00	6,796,109.00-
24 36 06 12	Bienes Muebles 4%	20191108	1,737,939.00-	21,450,573.00	19,773,884.00	61,250.00-
24 36 06 13	Bienes Inmuebles No	20191118	11,119,377.00-	186,523,437.00	182,138,919.00	6,734,859.00-
24 36 08	Compras	20191128	34,403,564.00-	276,225,407.00	258,834,924.00	17,013,081.00-
24 36 08 22	Combustibles	20191108	9,652.00-	18,252.00	16,883.00	8,283.00-
24 36 08 25	Compras 3.5% No Decl	20191118	5,692,941.00-	69,328,981.00	67,898,710.00	4,262,670.00-
24 36 08 26	Compras 2 5% Declara	20191128	28,700,971.00-	206,878,174.00	190,919,331.00	12,742,128.00-
24 36 15	Rentas De Trabajo	20191202	319,390,203.00-	1725,741,829.00	1522,732,789.00	116,381,163.00-
24 36 15 11	Salarios Y Pagos Lab	20191121	236,377,158.00-	1016,550,734.00	850,751,052.00	70,577,476.00-
24 36 15 12	Contratistas Rentas	20191202	83,013,045.00-	709,191,095.00	671,981,737.00	45,803,687.00-
24 36 25	Impuesto A Las Venta	20191202	95,691,077.00-	665,013,246.00	607,492,640.00	38,170,471.00-
24 36 25 14	Impuesto A Las Venta	20191202	95,691,077.00-	665,013,246.00	607,492,640.00	38,170,471.00-
24 36 26	Contratos De Constr	20190809	0.00	122,325.00	122,325.00	0.00
24 36 26 11	Contratos De Obra Al	20190809	0.00	122,325.00	122,325.00	0.00
24 36 27	Retención De Impuest	20191203	259,478,102.00-	1251,082,270.00	1178,171,599.00	186,567,431.00-

12

C U E N T A	D E S C R I P C I O N	U L T. M O V.	S A L D O A N T E R I O R	D E B I T O S	C R E D I T O S	N U E V O S A L D O
24 36 27 11	Reteica 9 66 X Mil	20191203	170,126,846.00-	883,443,130.00	866,092,126.00	152,775,842.00-
24 36 27 12	Reteica 11 04 X Mil	20191128	71,558,719.00-	172,173,988.00	127,281,525.00	26,666,256.00-
24 36 27 13	Reteica 6 9 X Mil	20191118	358,548.00-	89,212,266.00	92,197,965.00	3,344,247.00-
24 36 27 15	Reteica 4 14 X Mil	20191122	1,270,466.00-	8,839,228.00	9,321,608.00	1,752,846.00-
24 36 27 17	Reteica 13 8 X Mil	20191118	16,163,523.00-	97,413,658.00	83,278,375.00	2,028,240.00-
24 36 90	Otras Retenciones	20191203	532,371,716.00-	4062,152,496.00	3859,523,250.00	329,742,470.00-
24 36 90 51	Estimulos Academicos	20191203	6,549,755.00-	48,683,202.00	42,133,447.00	0.00
24 36 90 53	Sar No Declarantes 3	20191108	15,272,646.00-	109,279,490.00	98,712,818.00	4,705,974.00-
24 36 90 54	Sar Declarantes 2.5	20190509	100,513.00-	61,248,565.00	61,148,052.00	0.00
24 36 90 60	Estampilla U D 1.0 %	20191118	17,683,884.00-	52,670,783.00	35,448,560.00	461,661.00-
24 36 90 62	Estampilla 1.1.% Udi	20191203	49,356,404.00-	530,336,574.00	531,260,608.00	50,280,438.00-
24 36 90 70	Estampilla Pro-Cultu	20191203	89,624,307.00-	653,847,776.00	619,123,972.00	54,900,503.00-
24 36 90 80	Estampilla Pro-Adult	20191118	18,368,340.00-	19,839,374.00	1,540,154.00	69,120.00-
24 36 90 82	Estampilla Pro Adult	20191203	335,415,867.00-	2586,246,732.00	2470,155,639.00	219,324,774.00-
24 40	IMPUESTOS CONTRIBUC	20190503	141,338,529.00-	457,971,483.00	457,971,483.00	141,338,529.00-
24 40 03	PREDIAL UNIFICADO	20190403	0.00	456,668,483.00	456,668,483.00	0.00
24 40 16	IMPTO VEHICULOS AUTO	20190503	0.00	1,303,000.00	1,303,000.00	0.00
24 40 23	Contribuciones	20181017	141,338,529.00-	0.00	0.00	141,338,529.00-
24 60	CRÉDITOS JUDICIALES	20191122	0.00	607,311,970.00	607,311,970.00	0.00
24 60 02	Sentencias	20191122	0.00	607,311,970.00	607,311,970.00	0.00
24 60 02 01	Sentencias Y Concili	20191122	0.00	607,311,970.00	607,311,970.00	0.00
24 90	OTRAS CUENTAS POR PA	20191203	585,286,446.00-	49878,836,513.00	50623,735,965.00	1330,185,898.00-
24 90 28	Seguros	20191118	8,387,318.00-	21,312,271.00	21,312,271.00	8,387,318.00-
24 90 32	Cheques No Cobrados	20191129	79,969,738.00-	40,032,432.00	47,499,172.00	87,436,478.00-
24 90 32 01	No Reclamados	20191127	39,491,592.00-	0.00	6,474,067.00	45,965,659.00-
24 90 32 03	Efectivos No Cobrado	20191129	40,478,146.00-	40,032,432.00	41,025,105.00	41,470,819.00-
24 90 50	Aportes Al Icbf Y Se	20191127	2,862,884.00-	5325,022,950.00	5326,803,783.00	4,643,717.00-
24 90 51	Servicios Públicos	20191202	0.00	2959,319,043.00	2959,319,043.00	0.00
24 90 54	Honorarios	20191203	3,137,327.00-	32044,937,417.00	32521,454,071.00	479,653,981.00-
24 90 55	Servicios	20191203	1,507,826.00-	4811,099,916.00	5030,959,640.00	221,367,550.00-
24 90 55 01	Servicios Tecnicos	20191203	1,507,826.00-	3246,991,405.00	3466,851,129.00	221,367,550.00-
24 90 55 02	Transportes Y Acarre	20191203	0.00	1564,108,511.00	1564,108,511.00	0.00
24 90 57	Excedentes financier	20190930	0.00	0.00	175,741,844.00	175,741,844.00-
24 90 57 01	SalDOS de Convenios	20190930	0.00	0.00	65,162,320.00	65,162,320.00-
24 90 57 02	SalDOS Contratos	20190930	0.00	0.00	110,579,524.00	110,579,524.00-
24 90 58	Arrendamiento Operat	20191122	0.00	1592,016,621.00	1712,086,617.00	120,069,996.00-
24 90 90	Otras Cuentas Por Pa	20191016	489,421,353.00-	3085,095,863.00	2828,559,524.00	232,885,014.00-
24 90 90 02	Retenciones a UD del	00000000	489,421,353.00-	2238,103,976.00	1981,567,637.00	232,885,014.00-
24 90 90 06	Suscripciones	20191016	0.00	815,100,342.00	815,100,342.00	0.00
24 90 90 07	Otras cuentas por pa	00000000	0.00	31,891,545.00	31,891,545.00	0.00
25	BENEFICIOS A LOS EMP	20191203	906646,895,022.00-	223983,299,047.00	182537,050,610.00	865200,646,585.00-
25 11	BENEFICIOS A LOS EMP	20191203	6542,509,597.00-	88824,770,057.00	97095,479,676.00	14813,219,216.00-
25 11 01	Nómina Por Pagar	20191203	2,109,338.00-	72786,177,104.00	72847,902,475.00	63,834,709.00-
25 11 02	Cesantías	20191107	5830,793,901.00-	12674,038,430.00	8939,015,086.00	2095,770,557.00-
25 11 02 01	Cesantías por girar	20191107	5830,793,901.00-	6687,723,539.00	856,929,638.00	0.00
25 11 02 03	Pago de cesantías	20190213	0.00	5863,215,432.00	5863,215,432.00	0.00
25 11 02 11	Cesantias Regomen Nu	20191030	0.00	123,099,459.00	2218,870,016.00	2095,770,557.00-
25 11 03	Intereses Sobre Cesa	20191030	709,587,858.00-	710,791,818.00	41,490,177.00	40,286,217.00-
25 11 03 11	Intereses Sobre Cesa	20191030	709,587,858.00-	710,791,818.00	41,490,177.00	40,286,217.00-
25 11 04	Vacaciones	20191030	0.00	140,154,335.00	4306,431,987.00	4166,277,652.00-
25 11 04 11	Vacaciones Provision	20191030	0.00	140,154,335.00	4306,431,987.00	4166,277,652.00-
25 11 05	Prima de vacaciones	20191030	0.00	130,387,837.00	3298,373,179.00	3167,985,342.00-
25 11 05 11	Prima de vacaciones	20191030	0.00	130,387,837.00	3298,373,179.00	3167,985,342.00-


CM
17

C U E N T A	D E S C R I P C I O N	U L T . M O V .	S A L D O A N T E R I O R	D E B I T O S	C R E D I T O S	N U E V O S A L D O
25 11 06	Prima de servicios	20190630	0.00	2240,280,452.00	2790,604,222.00	550,323,770.00-
25 11 06 11	Prima de servicios p	20190630	0.00	2240,280,452.00	2790,604,222.00	550,323,770.00-
25 11 07	Prima de navidad	20191030	0.00	4,068,982.00	4732,809,951.00	4728,740,969.00-
25 11 07 11	Prima de navidad Pro	20191030	0.00	4,068,982.00	4732,809,951.00	4728,740,969.00-
25 11 11	Aportes A Riesgos La	20190830	18,500.00-	18,500.00	0.00	0.00
25 11 12	Auxilios Funerarios	20191127	0.00	138,852,599.00	138,852,599.00	0.00
25 12	BENEFICIOS A LOS EMP	20191107	8917,666,054.00-	799,676,805.00	3470,113,824.00	11588,103,073.00-
25 12 04	Cesantias Retroactiv	20191107	8917,666,054.00-	799,676,805.00	3470,113,824.00	11588,103,073.00-
25 12 04 01	Cesantias por Girar	20191107	8917,666,054.00-	751,404,065.00	35,979,081.00	8202,241,070.00-
25 12 04 11	Cesantias Retroactiv	20191030	0.00	48,272,740.00	3434,134,743.00	3385,862,003.00-
25 14	BENEFICIOS POSEMPLEO	20191203	891186,719,371.00-	134358,852,185.00	81971,457,110.00	838799,324,296.00-
25 14 01	Pensiones De Jubilac	20191128	0.00	36176,656,089.00	36176,656,089.00	0.00
25 14 04	Mesadas Pensionales	20181226	60,541,524.00-	0.00	0.00	60,541,524.00-
25 14 05	Cuotas Partes De Pen	20191203	0.00	645,091,430.00	645,091,430.00	0.00
25 14 10	Cálculo Actuarial De	20191127	822477,640,141.00-	94796,943,323.00	44875,841,960.00	772556,538,778.00-
25 14 10 01	Calculo Actuarial Pe	20181231	822477,640,141.00-	0.00	0.00	822477,640,141.00-
25 14 10 02	Mesadas Pagadas	20191127	0.00	93076,369,055.00	44869,124,570.00	48207,244,485.00
25 14 10 03	Subsidio De Libros	20191028	0.00	198,248,204.00	5,149,304.00	193,098,900.00
25 14 10 04	Incremento Cotizacio	20191127	0.00	1278,962,631.00	0.00	1278,962,631.00
25 14 10 05	Subsidio Familiar	20191127	0.00	214,249,255.00	1,568,086.00	212,681,169.00
25 14 10 06	Reintegro Lentes Med	20190430	0.00	29,114,178.00	0.00	29,114,178.00
25 14 12	Cálculo Actuarial Fu	20191121	61746,663,550.00-	2143,629,947.00	228,919,000.00	59831,952,603.00-
25 14 12 01	Cálculo Actuarial Bo	20190227	61746,663,550.00-	213,292,000.00	213,292,000.00	61746,663,550.00-
25 14 12 02	Pago Cuotas Bonos Pe	20191121	0.00	1930,337,947.00	15,627,000.00	1914,710,947.00
25 14 14	Cálculo Actuarial De	20191128	6901,874,156.00-	596,531,396.00	44,948,631.00	6350,291,391.00-
25 14 14 01	Calculo Actuarial De	20181231	6901,874,156.00-	0.00	0.00	6901,874,156.00-
25 14 14 02	Pago De Cuotas Part	20191128	0.00	596,531,396.00	44,948,631.00	551,582,765.00
27	PROVISIONES	20191119	564,822,272.00-	2427,348,856.00	2579,523,815.00	716,997,231.00-
27 01	LITIGIOS Y DEMANDAS	20191119	564,822,272.00-	2427,348,856.00	2579,523,815.00	716,997,231.00-
27 01 03	Administrativas	20191107	533,881,635.00-	2048,057,248.00	2201,300,582.00	687,124,969.00-
27 01 05	Laborales	20191119	30,940,637.00-	379,291,608.00	378,223,233.00	29,872,262.00-
29	OTROS PASIVOS	20191202	22763,736,892.00-	69294,642,512.00	65704,673,487.00	19173,767,867.00-
29 02	RECURSOS RECIBIDOS E	20191031	4147,042,201.00-	6336,400,305.00	5842,904,181.00	3653,546,077.00-
29 02 01	En Administración	20191031	4147,042,201.00-	6336,400,305.00	5842,904,181.00	3653,546,077.00-
29 02 01 03	En administración de	20191031	4119,816,113.00-	6305,669,057.00	5837,112,911.00	3651,259,967.00-
29 02 01 03 01	RECURSOS RECIBIDOS E	20191031	4119,816,113.00-	6305,669,057.00	5837,112,911.00	3651,259,967.00-
29 02 01 04	En administración de	20190716	27,226,088.00-	30,731,248.00	5,791,270.00	2,286,110.00-
29 02 01 04 01	RECURSOS RECIBIDOS E	20190716	27,226,088.00-	30,731,248.00	5,791,270.00	2,286,110.00-
29 03	DEPÓSITOS RECIBIDOS	20191202	260,532,122.00-	183,315,375.00	189,700,787.00	266,917,534.00-
29 03 02	Para Bienes	20190930	0.00	2,702,800.00	2,702,800.00	0.00
29 03 02 01	Devolutivos de Almac	20190930	0.00	2,702,800.00	2,702,800.00	0.00
29 03 04	Depósitos Sobre Cont	20181214	243,995,993.00-	0.00	0.00	243,995,993.00-
29 03 90	Otros Depósitos	20191202	16,536,129.00-	180,612,575.00	186,997,987.00	22,921,541.00-
29 03 90 08	Ingresos Para Legali	20191202	15,837,217.00-	180,612,575.00	186,169,277.00	21,393,919.00-
29 03 90 23	Mayores Valores Cons	20191202	698,912.00-	0.00	828,710.00	1,527,622.00-
29 10	INGRESOS RECIBIDOS P	20191031	18356,162,569.00-	60615,669,885.00	57512,811,572.00	15253,304,256.00-
29 10 01	Intereses	20191031	325,133,681.00-	122,896,655.00	197,794,136.00	400,031,162.00-
29 10 01 02	DAVIVIENDA 68614 GRA	20191031	145,761,027.00-	58,294,508.00	77,607,681.00	165,074,200.00-
29 10 01 03	DAVIVIENDA 68618 CUR	20191031	10,632,503.00-	12,400,585.00	8,828,207.00	7,060,125.00-
29 10 01 04	OCCIDENTE CTA 230857	20191031	84,814,615.00-	6,900,570.00	26,072,711.00	103,986,756.00-
29 10 01 05	OCCIDENTE CTA 230858	20190830	51,051,220.00-	0.00	7,626,118.00	58,677,338.00-
29 10 01 06	OCCIDENTE CTA 230858	20191031	32,874,316.00-	45,300,992.00	77,659,419.00	65,232,743.00-

C U E N T A	D E S C R I P C I O N	ULT. MOV.	SALDO ANTERIOR	DEBITOS	CREDITOS	NUEVO SALDO
29 10 26	Servicios educativos	20191031	17019,952,346.00-	55710,545,206.00	51637,094,659.00	12946,501,799.00-
29 10 26 03	Anticipos con otras	20191031	16535,906,958.00-	54259,725,182.00	50084,737,146.00	12360,918,922.00-
29 10 26 03 01	Ingresos recibidos	20191031	16535,906,958.00-	54259,725,182.00	50084,737,146.00	12360,918,922.00-
29 10 26 04	Anticipos con otras	20191031	484,045,388.00-	1450,820,024.00	1552,357,513.00	585,582,877.00-
29 10 26 04 01	Ingresos Recibidos	20191031	484,045,388.00-	1450,820,024.00	1552,357,513.00	585,582,877.00-
29 10 90	Otros ingresos recib	20191031	1011,076,542.00-	4782,228,024.00	5677,922,777.00	1906,771,295.00-
29 19	BONOS PENSIONALES	20191121	0.00	2159,256,947.00	2159,256,947.00	0.00
29 19 01	Cuotas Partes De Bon	20191121	0.00	2159,256,947.00	2159,256,947.00	0.00
31	PATRIMONIO DE LAS IN	20190930	2257483,097,844.00-	2646981,113,972.00	2647905,115,666.00	2258407,099,538.00-
31 05	CAPITAL FISCAL	20171231	93821,892,396.00-	0.00	0.00	93821,892,396.00-
31 05 06	Capital Fiscal	20171231	93821,892,396.00-	0.00	0.00	93821,892,396.00-
31 09	RESULTADOS DE EJERCI	20190101	0.00	0.00	2278727,659,714.00	2278727,659,714.00-
31 09 01	Utilidades O Exceden	20190101	0.00	0.00	2278727,659,714.00	2278727,659,714.00-
31 09 01 01	RESUTLADO POR IMPACT	20190101	0.00	0.00	2213172,373,394.00	2213172,373,394.00-
31 09 01 02	RESULTADO AÑO 2018	20190101	0.00	0.00	65555,286,320.00	65555,286,320.00-
31 10	RESULTADO DEL EJERCI	20190101	65555,286,320.00-	65555,286,320.00	0.00	0.00
31 10 01	Utilidad O Excedente	20190101	65555,286,320.00-	65555,286,320.00	0.00	0.00
31 45	IMPACTOS POR LA TRAN	20190101	2213172,373,394.00-	2581425,827,652.00	368253,454,258.00	0.00
31 45 02	Inversiones E Instru	20190101	26,955,605.00-	26,955,605.00	0.00	0.00
31 45 03	Cuentas Por Cobrar	20190101	36966,684,018.00	0.00	36966,684,018.00	0.00
31 45 04	Prestamos Por Cobrar	20190101	367,355,328.00	0.00	367,355,328.00	0.00
31 45 06	Propiedades Planta	20190101	21546,320,958.00-	21546,320,958.00	0.00	0.00
31 45 12	Otros Activos	20190101	2547646,533,434.00-	2547646,533,434.00	0.00	0.00
31 45 15	Cuentas Por Pagar	20190101	548,145,894.00-	548,145,894.00	0.00	0.00
31 45 16	Beneficios A Los Emp	20190101	193070,926,536.00	0.00	193070,926,536.00	0.00
31 45 18	Provisiones	20190101	10402,504,467.00-	10402,504,467.00	0.00	0.00
31 45 19	Otros Pasivos	20190101	137848,488,376.00	0.00	137848,488,376.00	0.00
31 45 90	Otros Impactos Por T	20190101	1255,367,294.00-	1255,367,294.00	0.00	0.00
31 51	GANANCIAS O PÉRDIDAS	20190930	115066,454,266.00	0.00	924,001,694.00	114142,452,572.00
31 51 01	Ganancias O Perdidas	20190930	115066,454,266.00	0.00	924,001,694.00	114142,452,572.00
41	INGRESOS FISCALES	20191031	0.00	10164,618,876.00	37884,713,113.00	27720,094,237.00-
41 10	CONTRIBUCIONES TASA	20191031	0.00	10155,625,968.00	37884,713,113.00	27729,087,145.00-
41 10 04	Sanciones	20190329	0.00	0.00	9,949,828.00	9,949,828.00-
41 10 27	Estampillas	20191031	0.00	10155,625,968.00	37874,763,285.00	27719,137,317.00-
41 10 27 01	Estampillas-Proyecto	20190329	0.00	0.00	913,055,447.00	913,055,447.00-
41 10 27 01 01	Estampilla Pro Unive	20190329	0.00	0.00	913,055,447.00	913,055,447.00-
41 10 27 03	Estampillas-Proyecto	20191031	0.00	10155,625,968.00	36961,707,838.00	26806,081,870.00-
41 10 27 03 01	Estampilla UD 1.0	20191031	0.00	6512,656,467.00	12673,747,263.00	6161,090,796.00-
41 10 27 03 02	Estampilla UD 1.1	20191031	0.00	3642,969,501.00	24287,960,575.00	20644,991,074.00-
41 95	DEVOLUCIONES Y DESCU	20190701	0.00	8,992,908.00	0.00	8,992,908.00
41 95 02	INGRESOS NO TRIBUTAR	20190701	0.00	8,992,908.00	0.00	8,992,908.00
43	VENTA DE SERVICIOS	20191129	0.00	336,163,602.00	40146,837,818.00	39810,674,216.00-
43 05	SERVICIOS EDUCATIVOS	20191129	0.00	170,980,797.00	40146,837,818.00	39975,857,021.00-
43 05 13	Educación Formal - S	20191119	0.00	0.00	2239,384,520.00	2239,384,520.00-
43 05 13 02	Superior Formación T	20191119	0.00	0.00	2106,824,520.00	2106,824,520.00-
43 05 13 04	Derechos Academicos	20190904	0.00	0.00	132,560,000.00	132,560,000.00-
43 05 13 04 05	Sistematización	20190904	0.00	0.00	109,693,400.00	109,693,400.00-
43 05 13 04 06	Carnet	20190904	0.00	0.00	22,866,600.00	22,866,600.00-
43 05 14	Educación Formal - S	20191129	0.00	9,400.00	13863,285,953.00	13863,276,553.00-
43 05 14 02	Superior Formación P	20191129	0.00	0.00	11207,085,891.00	11207,085,891.00-
43 05 14 04	Superior Formación P	20191129	0.00	9,400.00	2656,200,062.00	2656,190,662.00-

[Handwritten signature]

C U E N T A	D E S C R I P C I O N	ULT. MOV.	SALDO ANTERIOR	DEBITOS	CREDITOS	NUEVO SALDO
43 05 14 04 03	Certificados De Nota	20191129	0.00	0.00	62,257,897.00	62,257,897.00-
43 05 14 04 05	Sistematizacion	20191018	0.00	0.00	334,372,500.00	334,372,500.00-
43 05 14 04 06	Carnet	20191129	0.00	0.00	145,599,469.00	145,599,469.00-
43 05 14 04 07	Constancia De Estudi	20191129	0.00	6,900.00	71,952,323.00	71,945,423.00-
43 05 14 04 08	Derechos De Grado	20191127	0.00	0.00	560,998,508.00	560,998,508.00-
43 05 14 04 09	Copias De Actas De G	20191129	0.00	0.00	8,803,750.00	8,803,750.00-
43 05 14 04 10	Duplicado De Diploma	20191121	0.00	0.00	6,453,800.00	6,453,800.00-
43 05 14 04 11	Programa Apoyo Alime	20191121	0.00	0.00	45,119,700.00	45,119,700.00-
43 05 14 04 12	Multas Y Sanciones	20191129	0.00	2,500.00	18,194,115.00	18,191,615.00-
43 05 14 04 13	Formularios De Pregr	20191129	0.00	0.00	1402,448,000.00	1402,448,000.00-
43 05 15	Educación Formal - S	20191129	0.00	170,971,397.00	13774,509,033.00	13603,537,636.00-
43 05 15 01	Superior Postgrados	20190709	0.00	0.00	871,588.00	871,588.00-
43 05 15 02	Superior Postgrados	20191129	0.00	170,872,847.00	13491,984,455.00	13321,111,608.00-
43 05 15 04	Superior Postgrados	20191129	0.00	98,550.00	281,652,990.00	281,554,440.00-
43 05 15 04 05	Sistematizacion	20191129	0.00	0.00	89,894,300.00	89,894,300.00-
43 05 15 04 06	Carnet	20191129	0.00	0.00	18,814,000.00	18,814,000.00-
43 05 15 04 13	Formularios De Posgr	20191129	0.00	98,550.00	172,944,690.00	172,846,140.00-
43 05 50	Servicios Conexos a	20181331	0.00	0.00	10269,658,312.00	10269,658,312.00-
43 05 50 01	INGRESOS ILUD - MATR	00000000	0.00	0.00	9978,150,960.00	9978,150,960.00-
43 05 50 02	INGRESOS ILUD - CERT	20181331	0.00	0.00	12,762,800.00	12,762,800.00-
43 05 50 03	INGRESOS ILUD - EXAM	00000000	0.00	0.00	73,207,500.00	73,207,500.00-
43 05 50 04	INGRESOS ILUD - EXAM	00000000	0.00	0.00	179,775,696.00	179,775,696.00-
43 05 50 05	INGRESOS ILUD - EXAM	00000000	0.00	0.00	14,730,480.00	14,730,480.00-
43 05 50 90	INGRESOS ILUD - OTRO	00000000	0.00	0.00	11,030,876.00	11,030,876.00-
43 95	DEVOLUCIONES REBAJA	20191118	0.00	165,182,805.00	0.00	165,182,805.00
43 95 01	Servicios Educativos	20191118	0.00	165,182,805.00	0.00	165,182,805.00
43 95 01 13	Educación Formal - S	20191002	0.00	811,554.00	0.00	811,554.00
43 95 01 13 03	Devolucion Matricula	20191002	0.00	811,554.00	0.00	811,554.00
43 95 01 14	Educación Formal - S	20191118	0.00	23,094,254.00	0.00	23,094,254.00
43 95 01 14 01	Devolucion Inscripti	20190816	0.00	165,600.00	0.00	165,600.00
43 95 01 14 03	Devolucion Matricula	20191118	0.00	22,768,654.00	0.00	22,768,654.00
43 95 01 14 06	DEVOLUCION SISTEMATI	20190523	0.00	132,400.00	0.00	132,400.00
43 95 01 14 07	DEVOLUCION CARNET	20190523	0.00	27,600.00	0.00	27,600.00
43 95 01 15	Educación Formal - S	20191118	0.00	28,690,094.00	0.00	28,690,094.00
43 95 01 15 03	Devolucion Matricula	20191118	0.00	28,690,094.00	0.00	28,690,094.00
43 95 01 50	SERVICIOS CONEXOS A	20191007	0.00	112,586,903.00	0.00	112,586,903.00
43 95 01 50 01	INGRESOS ILUD - MATR	00000000	0.00	109,904,183.00	0.00	109,904,183.00
43 95 01 50 02	INGRESOS ILUD - CERT	00000000	0.00	621,920.00	0.00	621,920.00
43 95 01 50 04	CARNET	20191007	0.00	1,895,200.00	0.00	1,895,200.00
43 95 01 50 05	EXAMEN INTERNACIONAL	20190802	0.00	165,600.00	0.00	165,600.00
44	TRANSFERENCIAS	20191108	0.00	0.00	35956,813,219.00	35956,813,219.00-
44 28	OTRAS TRANSFERENCIAS	20191108	0.00	0.00	35956,813,219.00	35956,813,219.00-
44 28 03	Para Ingresos De Fun	20191108	0.00	0.00	32588,918,822.00	32588,918,822.00-
44 28 03 01	Ley 30 1992 - Nacio	20191108	0.00	0.00	32588,918,822.00	32588,918,822.00-
44 28 90	OTRAS TRANSFERENCIAS	20191030	0.00	0.00	3367,894,397.00	3367,894,397.00-
44 28 90 01	ESTAMPILLA U DISTRIT	20191030	0.00	0.00	474,332,800.00	474,332,800.00-
44 28 90 02	ESTAMPILLA U DISTRIT	20191030	0.00	0.00	1982,127,427.00	1982,127,427.00-
44 28 90 03	ESTAMPILLA UD PASIVO	20191030	0.00	0.00	118,583,200.00	118,583,200.00-
44 28 90 04	ESTAMPILLA UD PASIVO	20191030	0.00	0.00	792,850,970.00	792,850,970.00-
47	OPERACIONES INTERINS	20191129	0.00	18,275,812.00	157637,627,018.00	157619,351,206.00-
47 05	FONDOS RECIBIDOS	20191129	0.00	18,275,812.00	157637,627,018.00	157619,351,206.00-
47 05 08	Funcionamiento	20191129	0.00	18,275,812.00	157637,627,018.00	157619,351,206.00-

al. 

C U E N T A	D E S C R I P C I O N	U L T. M O V.	S A L D O A N T E R I O R	D E B I T O S	C R E D I T O S	N U E V O S A L D O
48	OTROS INGRESOS	20191202	0.00	717,071,645.00	15848,854,004.00	15131,782,359.00-
48 02	FINANCIEROS	20191129	0.00	421,491,687.00	8897,329,336.00	8475,837,649.00-
48 02 01	Intereses Sobre Depo	20191129	0.00	10,133,251.00	669,463,343.00	659,330,092.00-
48 02 01 01	Intereses Cuentas de	20191129	0.00	10,133,251.00	489,967,364.00	479,834,113.00-
48 02 01 03	Intereses Cuentas de	20191129	0.00	0.00	147,554,377.00	147,554,377.00-
48 02 01 04	Intereses Cuenta Aho	20191129	0.00	0.00	23,566,936.00	23,566,936.00-
48 02 01 05	Intereses Recursos m	20191129	0.00	0.00	8,374,666.00	8,374,666.00-
48 02 13	Intereses CDT	20191129	0.00	411,358,436.00	1995,210,322.00	1583,851,886.00-
48 02 13 01	CDT Recursos Propios	20191129	0.00	411,358,436.00	1995,210,322.00	1583,851,886.00-
48 02 32	Rendimientos Sobre R	20191030	0.00	0.00	6232,655,671.00	6232,655,671.00-
48 02 32 01	RENDIMIENTOS ESTAMPI	20191030	0.00	0.00	1580,990,315.00	1580,990,315.00-
48 02 32 02	RENDIMIENTOS ESTAMPI	20191030	0.00	0.00	566,491,061.00	566,491,061.00-
48 02 32 03	RENDIMIENTO ESTAMPIL	20191030	0.00	0.00	3841,691,032.00	3841,691,032.00-
48 02 32 04	RENDIMIENTO ESTAMPIL	20191030	0.00	0.00	243,483,263.00	243,483,263.00-
48 08	INGRESOS DIVERSOS	20191202	0.00	295,579,958.00	6516,855,799.00	6221,275,841.00-
48 08 03	Cuotaz Partes de Pen	20190430	0.00	0.00	39,007,975.00	39,007,975.00-
48 08 15	Fotocopias	20191121	0.00	0.00	105,840.00	105,840.00-
48 08 17	Arrendamiento Operat	20191112	0.00	72,250.00	6,906,758.00	6,834,508.00-
48 08 17 01	Arrendamientos Opera	20191112	0.00	72,250.00	6,906,758.00	6,834,508.00-
48 08 25	Sobrantes	20190930	0.00	126,161,078.00	267,938,625.00	141,777,547.00-
48 08 25 02	Bienes Levantamiento	20190930	0.00	126,161,078.00	267,938,625.00	141,777,547.00-
48 08 26	Recuperaciones	20191031	0.00	84,588,980.00	4915,449,794.00	4830,860,814.00-
48 08 26 01	Reintegro Iva Ley 30	20191031	0.00	3,962,330.00	2469,280,485.00	2465,318,155.00-
48 08 26 02	Incapacidades	20191029	0.00	80,626,650.00	211,672,951.00	131,046,301.00-
48 08 26 04	Ingresos por Exceden	20190423	0.00	0.00	22,773,870.00	22,773,870.00-
48 08 26 06	Productos y servicio	20190930	0.00	0.00	2168,283,830.00	2168,283,830.00-
48 08 26 06 01	Ingresos por Product	20190531	0.00	0.00	1607,590,977.00	1607,590,977.00-
48 08 26 06 02	ingresos por educaci	20190930	0.00	0.00	560,692,853.00	560,692,853.00-
48 08 26 07	Recuperación - Cuent	20190930	0.00	0.00	2,621,658.00	2,621,658.00-
48 08 26 08	RECUPERACION CUENTAS	20191030	0.00	0.00	40,817,000.00	40,817,000.00-
48 08 27	Aprovechamientos	20191202	0.00	84,158,760.00	991,119,607.00	906,960,847.00-
48 08 27 02	Otros Ingresos Apro	20191202	0.00	84,158,760.00	991,119,607.00	906,960,847.00-
48 08 28	Indemnizaciones	20190626	0.00	0.00	6,650,000.00	6,650,000.00-
48 08 29	Responsabilidades fi	20190816	0.00	0.00	200,249,070.00	200,249,070.00-
48 08 37	Ajuste beneficios a	20191030	0.00	499,470.00	56,947,912.00	56,448,442.00-
48 08 90	Otros Ingresos Diver	20191202	0.00	99,420.00	32,480,218.00	32,380,798.00-
48 08 90 02	Ajuste Aproximacion	20191202	0.00	99,420.00	264,280.00	164,860.00-
48 08 90 03	Otros	20191129	0.00	0.00	32,215,938.00	32,215,938.00-
48 08 90 03 01	OTROS INGRESOS DIVER	20191129	0.00	0.00	623,791.00	623,791.00-
48 08 90 03 02	Bienes IDEXUD	20191017	0.00	0.00	31,592,147.00	31,592,147.00-
48 30	REVERSIÓN DE LAS PÉR	20191023	0.00	0.00	434,668,869.00	434,668,869.00-
48 30 04	Prestamos por cobrar	20190329	0.00	0.00	16,245,024.00	16,245,024.00-
48 30 05	Inventarios	20191023	0.00	0.00	418,423,845.00	418,423,845.00-
51	DE ADMINISTRACIÓN Y	20191203	0.00	121025,557,076.00	59313,577,729.00	61711,979,347.00
51 01	SUELDOS Y SALARIOS	20191203	0.00	62304,442,887.00	52282,117,597.00	10022,325,290.00
51 01 01	Sueldos	20191121	0.00	7776,200,264.00	34,464,229.00	7741,736,035.00
51 01 03	Horas Extras Y Festi	20191121	0.00	133,367,663.00	0.00	133,367,663.00
51 01 05	Gastos De Representa	20191121	0.00	232,474,546.00	45,996.00	232,428,550.00
51 01 10	Prima Tecnica	20191121	0.00	1444,839,090.00	114,990.00	1444,724,100.00
51 01 19	Bonificaciones	20191121	0.00	362,101,180.00	38,074.00	362,063,106.00
51 01 19 01	Bonificacion Por Ser	20191121	0.00	238,517,884.00	38,074.00	238,479,810.00
51 01 19 03	Subsidio de Libros	20191021	0.00	123,583,296.00	0.00	123,583,296.00

Handwritten signature and initials.

Procesado: 2019/12/04-08/51

BALANCE DE PRUEBA - SUB-AUXILIAR

Pag-0015

De : ENE 1/2019 A : OCT 31/2019

C U E N T A	D E S C R I P C I O N	U L T. M O V.	S A L D O A N T E R I O R	D E B I T O S	C R E D I T O S	N U E V O S A L D O
51 01 23	Auxilio De Transport	20191121	0.00	56,443,560.00	0.00	56,443,560.00
51 01 60	Subsidio De Alimenta	20191121	0.00	51,562,276.00	0.00	51,562,276.00
51 01 90	Total Nómina Para De	20191203	0.00	52247,454,308.00	52247,454,308.00	0.00
51 02	CONTRIBUCIONES IMPUT	20191121	0.00	338,606,724.00	577,510.00	338,029,214.00
51 02 02	Subsidio Familiar	20191121	0.00	199,754,125.00	577,510.00	199,176,615.00
51 02 17	Auxilio Funerario	20191107	0.00	138,852,599.00	0.00	138,852,599.00
51 03	CONTRIBUCIONES EFECT	20191108	0.00	4644,491,769.00	4,717,426.00	4639,774,343.00
51 03 02	Aportes A Cajas De C	20191108	0.00	428,272,600.00	0.00	428,272,600.00
51 03 03	Cotizaciones A Segur	20191108	0.00	794,896,866.00	417,600.00	794,479,266.00
51 03 04	Aportes Sindicales	20190712	0.00	240,585,010.00	2,343,726.00	238,241,284.00
51 03 05	Cotizaciones A Riesg	20191108	0.00	48,861,000.00	1,430,400.00	47,430,600.00
51 03 07	Cotizaciones A Entid	20191108	0.00	1124,149,873.00	525,700.00	1123,624,173.00
51 03 08	Medicina Prepagada	20191106	0.00	2007,726,420.00	0.00	2007,726,420.00
51 04	APORTES SOBRE LA NÓM	20191108	0.00	320,589,550.00	0.00	320,589,550.00
51 04 01	Aportes Al Icbf	20191108	0.00	320,589,550.00	0.00	320,589,550.00
51 07	PRESTACIONES SOCIALE	20191121	0.00	11493,816,126.00	6131,832,390.00	5361,983,736.00
51 07 01	Vacaciones	20191030	0.00	730,298,058.00	56,076,389.00	674,221,669.00
51 07 02	Cesantías	20191030	0.00	1247,565,354.00	93,032,796.00	1154,532,558.00
51 07 02 01	Cesantías Regimen Nu	20191030	0.00	518,879,581.00	93,032,796.00	425,846,785.00
51 07 02 02	Cesantías Regimen An	20191030	0.00	728,685,773.00	0.00	728,685,773.00
51 07 03	Intereses A Las Cesa	20191030	0.00	4,011,766.00	0.00	4,011,766.00
51 07 04	Prima De Vacaciones	20191030	0.00	677,927,567.00	129,663,112.00	548,264,455.00
51 07 05	Prima De Navidad	20191030	0.00	845,157,184.00	0.00	845,157,184.00
51 07 06	Prima De Servicios	20191021	0.00	7310,574,244.00	5853,060,093.00	1457,514,151.00
51 07 07	Bonificación Especia	20191021	0.00	4,907,229.00	0.00	4,907,229.00
51 07 90	Otras Primas	20191121	0.00	672,304,586.00	0.00	672,304,586.00
51 07 90 01	Prima Por Antigüedad	20191121	0.00	539,338,626.00	0.00	539,338,626.00
51 07 90 02	Prima Secretarial	20191121	0.00	132,965,960.00	0.00	132,965,960.00
51 07 95	Otras Prestaciones S	20190322	0.00	1,070,138.00	0.00	1,070,138.00
51 07 95 02	Beneficio Permanenci	20190322	0.00	1,070,138.00	0.00	1,070,138.00
51 08	GASTOS DE PERSONAL D	20191018	0.00	4,038,137.00	0.00	4,038,137.00
51 08 13	Beneficios Por Prest	20191018	0.00	4,038,137.00	0.00	4,038,137.00
51 11	GENERALES	20191203	0.00	41416,225,626.00	892,954,806.00	40523,270,820.00
51 11 06	Estudios Y Proyectos	20190813	0.00	99,983,800.00	0.00	99,983,800.00
51 11 06 01	Estudios	20190813	0.00	99,983,800.00	0.00	99,983,800.00
51 11 13	Vigilancia Y Segurid	20191022	0.00	6135,102,584.00	198,476,867.00	5936,625,717.00
51 11 14	Materiales Y Suminis	20191031	0.00	3572,122,217.00	136,664,885.00	3435,457,332.00
51 11 14 01	Materiales y Suminis	20191031	0.00	2887,959,735.00	136,664,885.00	2751,294,850.00
51 11 14 04	Grupo 1-04 Elementos	20191029	0.00	684,162,482.00	0.00	684,162,482.00
51 11 15	Mantenimiento	20191128	0.00	1766,221,012.00	100,002,211.00	1666,218,801.00
51 11 17	Servicios Públicos	20191129	0.00	2904,843,531.00	787,807.00	2904,055,724.00
51 11 18	Arrendamiento Operat	20191115	0.00	361,320,920.00	14,184,924.00	347,135,996.00
51 11 20	Publicidad Y Propaga	20191023	0.00	37,769,210.00	0.00	37,769,210.00
51 11 21	Impresos Publicacio	20191028	0.00	359,760,752.00	0.00	359,760,752.00
51 11 21 01	Suscripciones Y Afil	20190301	0.00	32,067,532.00	0.00	32,067,532.00
51 11 21 02	Impresiones Y Public	20191028	0.00	327,693,220.00	0.00	327,693,220.00
51 11 23	Comunicaciones Y Tra	20191203	0.00	36,002,637.00	0.00	36,002,637.00
51 11 25	Seguros Generales	20191129	0.00	1278,038,829.00	0.00	1278,038,829.00
51 11 37	Eventos Culturales	20191203	0.00	168,682,570.00	1,498,900.00	167,183,670.00
51 11 37 01	Organizacion de Even	20191203	0.00	167,975,070.00	1,498,900.00	166,476,170.00
51 11 37 08	Grupo 1-08 Medallas	20191028	0.00	707,500.00	0.00	707,500.00
51 11 46	Combustibles Y Lubri	20191004	0.00	57,481,969.00	0.00	57,481,969.00
51 11 46 02	Grupo 1 02 Combustib	20191004	0.00	57,481,969.00	0.00	57,481,969.00
51 11 49	Servicios De Aseo C	20191028	0.00	3732,768,652.00	391,232,241.00	3341,536,411.00

Handwritten signature and initials.

Procesado: 2019/12/04-08/51

BALANCE DE PRUEBA - SUB-AUXILIAR

Pag-0016

De : ENE 1/2019 A : OCT 31/2019

C U E N T A	D E S C R I P C I O N	ULT. MOV.	SALDO ANTERIOR	DEBITOS	CREDITOS	NUEVO SALDO
51 11 55	Elementos De Aseo L	20190912	0.00	11,673,561.00	0.00	11,673,561.00
51 11 65	Intangibles	20191031	0.00	1733,369,961.00	0.00	1733,369,961.00
51 11 65 01	Renovacion Licencias	20191031	0.00	1733,369,961.00	0.00	1733,369,961.00
51 11 74	Asignación De Bienes	20190708	0.00	2,484,348.00	0.00	2,484,348.00
51 11 78	Comisiones	20190902	0.00	3,809,334.00	0.00	3,809,334.00
51 11 79	Honorarios	20191203	0.00	18102,126,458.00	50,106,072.00	18052,020,386.00
51 11 90	Otros Gastos General	20191118	0.00	1052,663,281.00	899.00	1052,662,382.00
51 11 90 01	Otros Gastos	20191118	0.00	25,070,396.00	899.00	25,069,497.00
51 11 90 03	Grupo 1-03 Medicamen	20191024	0.00	33,401,931.00	0.00	33,401,931.00
51 11 90 10	Grupo 1-10 Utiles Es	20190923	0.00	211,684,436.00	0.00	211,684,436.00
51 11 90 50	BENEFICIO INSTITUCIO	00000000	0.00	782,506,518.00	0.00	782,506,518.00
51 20	IMPUESTOS CONTRIBUC	20191017	0.00	503,346,257.00	1,378,000.00	501,968,257.00
51 20 01	Impuesto Predial Uni	20190402	0.00	456,668,483.00	0.00	456,668,483.00
51 20 10	Tasas	20190930	0.00	44,325,102.00	139,000.00	44,186,102.00
51 20 11	Impuesto Sobre Vehic	20190930	0.00	1,442,000.00	1,239,000.00	203,000.00
51 20 17	Intereses De Mora	20191017	0.00	910,672.00	0.00	910,672.00
53	DETERIORO DEPRECIAC	20191030	0.00	3748,537,812.00	1314,007,102.00	2434,530,710.00
53 60	DEPRECIACIÓN DE PROP	20191030	0.00	1150,272,500.00	0.00	1150,272,500.00
53 60 01	Edificaciones	20191030	0.00	1150,272,500.00	0.00	1150,272,500.00
53 68	PROVISIÓN LITIGIOS Y	20191029	0.00	2598,265,312.00	1314,007,102.00	1284,258,210.00
53 68 01	Civiles	20190930	0.00	1743,819,368.00	1314,007,102.00	429,812,266.00
53 68 03	Administrativas	20191029	0.00	824,573,682.00	0.00	824,573,682.00
53 68 05	Laborales	20190930	0.00	29,872,262.00	0.00	29,872,262.00
58	OTROS GASTOS	20191120	0.00	3313,214,168.00	1582,796,557.00	1730,417,611.00
58 02	COMISIONES	20190905	0.00	3147,749,360.00	1502,654,204.00	1645,095,156.00
58 02 06	Adquisición De Biene	20190905	0.00	3147,749,360.00	1502,654,204.00	1645,095,156.00
58 04	FINANCIEROS	20190515	0.00	155,526,720.00	71,148,986.00	84,377,734.00
58 04 23	Perdida por baja de	20190515	0.00	45,009,743.00	0.00	45,009,743.00
58 04 90	Otros Gastos Financi	00000000	0.00	110,516,977.00	71,148,986.00	39,367,991.00
58 90	GASTOS DIVERSOS	20191120	0.00	945,180.00	459.00	944,721.00
58 90 16	Ajustes O Mermas Sin	20191029	0.00	42,598.00	459.00	42,139.00
58 90 16 02	Ajuste Aproximacion	20191029	0.00	42,598.00	459.00	42,139.00
58 90 25	Multas Y Sanciones	20190531	0.00	781,242.00	0.00	781,242.00
58 90 90	Otros Gastos Diverso	20191120	0.00	121,340.00	0.00	121,340.00
58 93	DEVOLUCIONES Y DESCU	20190701	0.00	8,992,908.00	8,992,908.00	0.00
58 93 01	Contribuciones tasa	20190701	0.00	8,992,908.00	8,992,908.00	0.00
53	COSTO DE VENTAS DE S	20191030	0.00	141362,819,914.00	1877,046,213.00	139485,773,701.00
53 05	SERVICIOS EDUCATIVOS	20191030	0.00	141362,819,914.00	1877,046,213.00	139485,773,701.00
53 05 07	Educación Formal - S	20191030	0.00	16986,542,971.00	0.00	16986,542,971.00
53 05 08	Educación Formal - S	20191030	0.00	109598,643,454.00	1877,046,213.00	107721,597,241.00
53 05 09	Educación Formal - S	20191030	0.00	5604,038,674.00	0.00	5604,038,674.00
53 05 10	EDUCACIÓN FORMAL - I	20190930	0.00	196,326,311.00	0.00	196,326,311.00
53 05 50	Servicios Conexos A	20191030	0.00	8977,268,504.00	0.00	8977,268,504.00
72	SERVICIOS EDUCATIVOS	20191202	0.00	143669,588,471.00	143669,588,471.00	0.00
72 07	EDUCACIÓN FORMAL - S	20191129	0.00	16989,627,668.00	16989,627,668.00	0.00
72 07 02	Generales	20191129	0.00	2207,186,752.00	217,199.00	2206,969,553.00
72 07 02 02	Honorarios	20191129	0.00	2192,664,426.00	217,199.00	2192,447,227.00
72 07 02 05	Gastos De Desplazami	20191105	0.00	14,522,326.00	0.00	14,522,326.00
72 07 03	Sueldos Y Salarios	20191121	0.00	13260,396,933.00	2,696,978.00	13257,699,955.00
72 07 03 01	Docentes De Planta T	20191121	0.00	8571,055,222.00	2,696,978.00	8568,358,244.00

OK

C U E N T A	D E S C R I P C I O N	ULT. MOV.	SALDO ANTERIOR	DEBITOS	CREDITOS	NUEVO SALDO
72 07 03 01 01	Sueldo Básico Tecnol	20191121	0.00	8250,851,753.00	2,637,296.00	8248,214,457.00
72 07 03 01 02	Coordinación Academi	20190723	0.00	34,737,184.00	0.00	34,737,184.00
72 07 03 01 20	Bonificación Por Ser	20191121	0.00	285,466,285.00	59,682.00	285,406,603.00
72 07 03 03	Docentes Cátedra	20191028	0.00	4689,341,711.00	0.00	4689,341,711.00
72 07 03 03 01	Sueldo Básico	20191028	0.00	4689,341,711.00	0.00	4689,341,711.00
72 07 09	Prestaciones Sociale	20191021	0.00	1522,043,983.00	170,520.00	1521,873,463.00
72 07 09 01	Docentes De Planta T	20191021	0.00	843,974,298.00	170,520.00	843,803,778.00
72 07 09 01 06	Prima de Servicios	20191021	0.00	843,974,298.00	170,520.00	843,803,778.00
72 07 09 03	Docentes Cátedra	20191011	0.00	678,069,685.00	0.00	678,069,685.00
72 07 09 03 01	Vacaciones	20191011	0.00	96,983,485.00	0.00	96,983,485.00
72 07 09 03 02	Cesantias	20191011	0.00	184,860,833.00	0.00	184,860,833.00
72 07 09 03 03	Intereses Sobre Cesa	20191011	0.00	17,453,602.00	0.00	17,453,602.00
72 07 09 03 04	Prima De Vacaciones	20191011	0.00	92,014,630.00	0.00	92,014,630.00
72 07 09 03 05	Prima De Navidad	20191011	0.00	6,602,755.00	0.00	6,602,755.00
72 07 09 03 06	Prima De Servicios	20191011	0.00	280,154,380.00	0.00	280,154,380.00
72 07 95	Traslado De Costos (20191030	0.00	0.00	16986,542,971.00	16986,542,971.00-
72 07 95 02	Generales	20191030	0.00	0.00	2206,969,553.00	2206,969,553.00-
72 07 95 03	Sueldos Y Salarios	20191030	0.00	0.00	13257,699,955.00	13257,699,955.00-
72 07 95 09	Prestaciones Sociale	20191030	0.00	0.00	1521,873,463.00	1521,873,463.00-
72 08	GENERALES	20191202	0.00	111864,404,883.00	111864,404,883.00	0.00
72 08 02	Generales	20191202	0.00	17180,738,388.00	141,839,097.00	17038,899,291.00
72 08 02 02	Honorarios	20191202	0.00	9298,143,019.00	19,038,447.00	9279,104,572.00
72 08 02 04	Servicios	20191202	0.00	2248,841,206.00	84,691.00	2248,756,515.00
72 08 02 05	Gastos De Desplazami	20191127	0.00	1555,922,780.00	0.00	1555,922,780.00
72 08 02 06	Arrendamientos	20191120	0.00	1466,999,691.00	122,210,412.00	1344,789,279.00
72 08 02 08	Seguros	20191029	0.00	21,808,766.00	0.00	21,808,766.00
72 08 02 09	Gastos de Desarrollo	20191126	0.00	815,873,244.00	505,547.00	815,367,697.00
72 08 02 10	Otros Costos General	20191202	0.00	627,028,562.00	0.00	627,028,562.00
72 08 02 10 01	Capacitación Docente	20191202	0.00	274,347,709.00	0.00	274,347,709.00
72 08 02 10 02	Aseo Cafeteria y Re	20191202	0.00	30,608,602.00	0.00	30,608,602.00
72 08 02 10 05	Contratos Movilidad	20191105	0.00	322,072,251.00	0.00	322,072,251.00
72 08 02 19	Viaticos	20191202	0.00	1078,393,890.00	0.00	1078,393,890.00
72 08 02 19 01	Legalizados	20191202	0.00	1078,393,890.00	0.00	1078,393,890.00
72 08 02 21	Impresos Publicacio	20191129	0.00	67,727,230.00	0.00	67,727,230.00
72 08 02 21 01	Gastos de Desarrollo	20191129	0.00	67,727,230.00	0.00	67,727,230.00
72 08 03	Sueldos Y Salarios	20191121	0.00	52429,251,351.00	22,473,145.00	52406,778,206.00
72 08 03 01	Docentes De Planta T	20191121	0.00	38091,289,732.00	19,374,344.00	38071,915,388.00
72 08 03 01 01	Sueldo Básico	20191121	0.00	36293,281,379.00	19,192,811.00	36274,088,568.00
72 08 03 01 02	Coordinación Academi	20190723	0.00	185,039,086.00	0.00	185,039,086.00
72 08 03 01 19	Puntos Bonificación	20191021	0.00	417,082,662.00	0.00	417,082,662.00
72 08 03 01 20	Bonificación Por Ser	20191121	0.00	1195,886,605.00	181,533.00	1195,705,072.00
72 08 03 03	Docentes Cátedra	20191028	0.00	14337,961,619.00	3,098,801.00	14334,862,818.00
72 08 03 03 01	Sueldo Básico	20191028	0.00	14337,961,619.00	3,098,801.00	14334,862,818.00
72 08 05	Contribuciones Efect	20191127	0.00	15122,740,399.00	1,642,400.00	15121,097,999.00
72 08 05 01	Docentes De Planta T	20191127	0.00	15122,740,399.00	1,642,400.00	15121,097,999.00
72 08 05 01 02	Aporte A Caja De Com	20191127	0.00	2499,271,900.00	0.00	2499,271,900.00
72 08 05 01 03	Cotización A Segurid	20191127	0.00	5101,616,764.00	0.00	5101,616,764.00
72 08 05 01 05	Cotización A Riesgos	20191127	0.00	336,404,700.00	1,642,400.00	334,762,300.00
72 08 05 01 07	Cotización A Entidad	20191127	0.00	7185,447,035.00	0.00	7185,447,035.00
72 08 06	Aportes Sobre La Nóm	20191127	0.00	2053,827,300.00	0.00	2053,827,300.00
72 08 06 01	Docentes De Planta T	20191127	0.00	2053,827,300.00	0.00	2053,827,300.00
72 08 06 01 01	Aportes Al Icbf	20191127	0.00	2053,827,300.00	0.00	2053,827,300.00
72 08 09	Prestaciones Sociale	20191105	0.00	23080,697,432.00	1979,702,987.00	21100,994,445.00
72 08 09 01	Docentes De Planta T	20191105	0.00	20836,416,629.00	1979,702,987.00	18856,713,642.00

[Handwritten signature]

Procesado: 2019/12/04-08/51

BALANCE DE PRUEBA - SUB-AUXILIAR

Pag-0018

De : ENE 1/2019 A : OCT 31/2019

C U E N T A	D E S C R I P C I O N	ULT. MOV.	SALDO ANTERIOR	DEBITOS	CREDITOS	NUEVO SALDO
72 08 09 01 01	Vacaciones	20191030	0.00	3576,306,093.00	84,077,946.00	3492,228,147.00
72 08 09 01 02	Cesantias	20191105	0.00	4754,330,082.00	78,339,403.00	4675,990,679.00
72 08 09 01 03	Intereses Sobre Cesa	20191030	0.00	37,057,845.00	783,394.00	36,274,451.00
72 08 09 01 04	Prima De Vacaciones	20191030	0.00	2740,845,237.00	724,725.00	2740,120,512.00
72 08 09 01 05	Prima De Navidad	20191030	0.00	3912,954,385.00	4,068,982.00	3908,885,403.00
72 08 09 01 06	Prima De Servicios O	20191030	0.00	5793,478,744.00	1811,708,537.00	3981,770,207.00
72 08 09 01 20	Bonificacion por Ser	20190920	0.00	21,444,243.00	0.00	21,444,243.00
72 08 09 03	Docentes Cátedra	20191007	0.00	2244,280,803.00	0.00	2244,280,803.00
72 08 09 03 01	Vacaciones	20191007	0.00	275,384,470.00	0.00	275,384,470.00
72 08 09 03 02	Cesantias	20191007	0.00	557,628,404.00	0.00	557,628,404.00
72 08 09 03 03	Intereses Sobre Cesa	20191007	0.00	61,960,028.00	0.00	61,960,028.00
72 08 09 03 04	Prima De Vacaciones	20191007	0.00	275,363,553.00	0.00	275,363,553.00
72 08 09 03 05	Prima De Navidad	20191007	0.00	210,539,239.00	0.00	210,539,239.00
72 08 09 03 06	Prima De Servicios	20191007	0.00	863,405,109.00	0.00	863,405,109.00
72 08 95	Traslado De Costos (20191030	0.00	1997,150,013.00	109718,747,254.00	107721,597,241.00-
72 08 95 02	Generales	20191030	0.00	1,780,641.00	17040,679,932.00	17038,899,291.00-
72 08 95 03	Sueldos Y Salarios	20191030	0.00	0.00	52406,778,206.00	52406,778,206.00-
72 08 95 05	Contribuciones Efect	20191030	0.00	0.00	15121,097,999.00	15121,097,999.00-
72 08 95 06	Aportes de Nomina	20191030	0.00	184,463,700.00	2238,291,000.00	2053,827,300.00-
72 08 95 09	Prestaciones Sociale	20191030	0.00	1810,905,672.00	22911,900,117.00	21100,994,445.00-
72 09	EDUCACIÓN FORMAL - S	20191030	0.00	5604,038,674.00	5604,038,674.00	0.00
72 09 02	Generales	20191028	0.00	3567,973,637.00	0.00	3567,973,637.00
72 09 02 02	Honorarios	20191028	0.00	3567,973,637.00	0.00	3567,973,637.00
72 09 03	Sueldos Y Salarios	20191028	0.00	1745,010,607.00	0.00	1745,010,607.00
72 09 03 03	Docentes Cátedra	20191028	0.00	1745,010,607.00	0.00	1745,010,607.00
72 09 03 03 01	Sueldo Básico	20191028	0.00	1745,010,607.00	0.00	1745,010,607.00
72 09 09	Prestaciones Sociale	20190626	0.00	291,054,430.00	0.00	291,054,430.00
72 09 09 03	Docentes Cátedra	20190626	0.00	291,054,430.00	0.00	291,054,430.00
72 09 09 03 01	Vacaciones	20190626	0.00	47,683,720.00	0.00	47,683,720.00
72 09 09 03 02	Cesantias	20190626	0.00	95,536,978.00	0.00	95,536,978.00
72 09 09 03 03	Intereses Sobre Cesa	20190626	0.00	11,464,441.00	0.00	11,464,441.00
72 09 09 03 04	Prima De Vacaciones	20190626	0.00	47,556,179.00	0.00	47,556,179.00
72 09 09 03 06	Prima De Servicios	20190626	0.00	88,813,112.00	0.00	88,813,112.00
72 09 95	Traslado De Costos (20191030	0.00	0.00	5604,038,674.00	5604,038,674.00-
72 09 95 02	Generales	20191030	0.00	0.00	3567,973,637.00	3567,973,637.00-
72 09 95 03	Sueldos Y Salarios	20191030	0.00	0.00	1745,010,607.00	1745,010,607.00-
72 09 95 09	CONtribuciones y Afi	20190628	0.00	0.00	291,054,430.00	291,054,430.00-
72 10	EDUCACIÓN FORMAL - I	20190930	0.00	196,326,311.00	196,326,311.00	0.00
72 10 02	Generales	20190912	0.00	196,326,311.00	0.00	196,326,311.00
72 10 02 02	Honorarios	20190912	0.00	196,326,311.00	0.00	196,326,311.00
72 10 95	Traslado de costos (20190930	0.00	0.00	196,326,311.00	196,326,311.00-
72 10 95 02	Generales	20190930	0.00	0.00	196,326,311.00	196,326,311.00-
72 50	SERVICIOS CONEXOS A	20191129	0.00	9015,190,935.00	9015,190,935.00	0.00
72 50 01	Materiales	00000000	0.00	26,015,504.00	0.00	26,015,504.00
72 50 02	SERVICIOS CONEXOS A	20191120	0.00	6402,816,166.00	0.00	6402,816,166.00
72 50 02 02	Honorarios	20191028	0.00	4091,020,083.00	0.00	4091,020,083.00
72 50 02 04	Servicios	20190611	0.00	89,039,221.00	0.00	89,039,221.00
72 50 02 05	Gastos De Desplazami	20181331	0.00	364,895.00	0.00	364,895.00
72 50 02 06	Arrendamientos	00000000	0.00	1430,562,966.00	0.00	1430,562,966.00
72 50 02 07	Mantenimiento Y Repa	20190617	0.00	61,251,378.00	0.00	61,251,378.00
72 50 02 10	Otros Costos General	20191120	0.00	730,577,623.00	0.00	730,577,623.00
72 50 02 10 03	Inscripcion Seminari	20191023	0.00	186,761,585.00	0.00	186,761,585.00
72 50 02 10 04	Organización de Even	20191120	0.00	467,287,106.00	0.00	467,287,106.00
72 50 02 10 05	Publicidad Y Propaga	00000000	0.00	4,728,120.00	0.00	4,728,120.00