




UNIVERSIDAD DISTRITAL
FRANCISCO JOSÉ DE CALDAS

Informes Financieros y Contables Mensuales | Universidad Distrital Francisco José de Caldas



**Universidad Distrital
Francisco José de Caldas**
Bogotá D.C., Marzo 24, 2020

INFORMES FINANCIEROS Y CONTABLES MENSUALES **Enero 2020**






BOGOTÁ DISTRITO CAPITAL
UNIVERSIDAD DISTRITAL FRANCISCO JOSE DE CALDAS
ESTADO DE SITUACIÓN FINANCIERA
A 31 DE ENERO DEL 2020
(Cifras en Pesos Colombianos sin decimales)


Código	Descripción	Nota	Año 2019	Año 2020
1	ACTIVO		3.198.831.166.017	3.475.650.674.851
	ACTIVO CORRIENTE		272.632.356.154	321.460.619.167
11	EFFECTIVO Y EQUIVALENTES AL EFFECTIVO		50.374.766.352	73.148.346.316
1110	DEPÓSITOS EN INSTITUCIONES FINANCIERAS		50.374.766.352	73.148.346.316
12	INVERSIONES E INSTRUMENTOS DERIVADOS		55.136.266.393	50.604.876.642
1221	INVERSIONES DE ADMINISTRACIÓN DE LIQUIDEZ A VALOR DE MERCADO (VALOR RAZONABLE) CON CAMBIOS EN EL RESULTADO		55.136.266.393	50.604.876.642
13	CUENTAS POR COBRAR		10.168.076.016	12.643.515.341
1311	CONTRIBUCIONES, TASAS E INGRESOS NO TRIBUTARIOS		16.952.416	15.842.816
1317	PRESTACIÓN DE SERVICIOS		296.045.915	378.396.824
1337	TRANSFERENCIAS POR COBRAR		1.760.473	4.651.380.514
1384	OTRAS CUENTAS POR COBRAR		9.853.317.212	9.498.720.742
1386	DETERIORO ACUMULADO DE CUENTAS POR COBRAR (CR)		0	-1.900.825.555
14	PRÉSTAMOS POR COBRAR		787.196.844	815.850.034
1415	PRÉSTAMOS CONCEDIDOS		787.196.844	829.368.329
1480	DETERIORO ACUMULADO DE PRÉSTAMOS POR COBRAR (CR)		0	-13.518.295
15	INVENTARIOS		0	0
1514	MATERIALES Y SUMINISTROS		0	0
19	OTROS ACTIVOS		156.166.050.549	184.248.030.834
1902	PLAN DE ACTIVOS PARA BENEFICIOS A LOS EMPLEADOS A LARGO PLAZO		1.737.515.442	1.968.031.076
1904	PLAN DE ACTIVOS PARA BENEFICIOS POSEMPLEO		88.864.621.540	117.176.102.358
1905	BIENES Y SERVICIOS PAGADOS POR ANTICIPADO		1.425.235.471	986.130.566
1906	AVANCES Y ANTICIPOS ENTREGADOS		372.849.125	474.593.301
1908	RECURSOS ENTREGADOS EN ADMINISTRACIÓN		63.190.964.160	62.781.143.365
1909	DEPÓSITOS ENTREGADOS EN GARANTÍA		574.864.811	862.030.168
1970	ACTIVOS INTANGIBLES		0	0
1975	AMORTIZACIÓN ACUMULADA DE ACTIVOS INTANGIBLES (CR)		0	0
	ACTIVO NO CORRIENTE		2.926.198.809.863	3.154.190.055.684
16	PROPIEDADES, PLANTA Y EQUIPO		272.763.947.143	309.254.978.568
1605	TERRENOS		93.616.500.670	104.985.073.570
1615	CONSTRUCCIONES EN CURSO		2.872.009.990	2.872.009.990
1635	BIENES MUEBLES EN BODEGA		0	0
1640	EDIFICACIONES		170.055.069.234	192.209.439.168
1655	MAQUINARIA Y EQUIPO		632.078.953	834.571.908
1660	EQUIPO MÉDICO Y CIENTÍFICO		4.383.289.263	8.270.896.323
1665	MUEBLES, ENSERES Y EQUIPO DE OFICINA		6.018.145.042	6.530.596.624
1670	EQUIPOS DE COMUNICACIÓN Y COMPUTACIÓN		3.364.034.525	5.966.428.025
1675	EQUIPOS DE TRANSPORTE, TRACCIÓN Y ELEVACIÓN		294.714.234	294.714.234
1680	EQUIPOS DE COMEDOR, COCINA, DESPENSA Y HOTELERÍA		490.000	15.970.484
1681	BIENES DE ARTE Y CULTURA		9.296.091	9.296.091
1685	DEPRECIACIÓN ACUMULADA DE PROPIEDADES, PLANTA Y EQUIPO (CR)		-8.481.680.859	-9.862.007.859
1695	DETERIORO ACUMULADO DE PROPIEDADES, PLANTA Y EQUIPO (CR)		0	-2.872.009.990
17	BIENES DE USO PÚBLICO E HISTÓRICOS Y CULTURALES		104.363.790.402	70.840.847.568
1705	BIENES DE USO PÚBLICO EN CONSTRUCCIÓN		4.703.184.968	4.703.184.968
1710	BIENES DE USO PÚBLICO EN SERVICIO (Bibliotecas)		66.137.662.600	66.137.662.600
1715	BIENES HISTÓRICOS Y CULTURALES (Monumentos y otros)		33.522.942.834	0
19	OTROS ACTIVOS		2.549.071.072.318	2.774.094.229.548
1904	PLAN DE ACTIVOS PARA BENEFICIOS POSEMPLEO		2.549.071.072.318	2.773.995.641.022
1970	ACTIVOS INTANGIBLES		260.879.048	359.467.574
1975	AMORTIZACIÓN ACUMULADA DE ACTIVOS INTANGIBLES (CR)		-260.879.048	-260.879.048


Código	Descripción	Nota	Año 2019	Año 2020
2	PASIVO		936.843.500.776	1.008.802.547.751
	PASIVO CORRIENTE		49.643.164.361	46.093.826.463
24	CUENTAS POR PAGAR		8.122.158.744	11.501.262.907
2401	ADQUISICIÓN DE BIENES Y SERVICIOS NACIONALES		1.844.177.023	2.680.269.190
2407	RECURSOS A FAVOR DE TERCEROS		4.472.372.599	5.509.742.000
2424	DESCUENTOS DE NÓMINA		1.321.097.510	2.391.582.178
2436	RETENCIÓN EN LA FUENTE E IMPUESTO DE TIMBRE		144.448.116	234.193.218
2440	IMPUESTOS, CONTRIBUCIONES Y TASAS		141.338.529	144.116.529
2460	CRÉDITOS JUDICIALES		0	0
2490	OTRAS CUENTAS POR PAGAR		198.724.967	541.359.792
25	BENEFICIOS A LOS EMPLEADOS		17.042.282.017	21.464.949.122
2511	BENEFICIOS A LOS EMPLEADOS A CORTO PLAZO		7.811.824.401	12.083.072.213
2512	BENEFICIOS A LOS EMPLEADOS A LARGO PLAZO		9.230.457.616	9.381.876.909
2514	BENEFICIOS POSEMPLEO - PENSIONES		0	0
27	PROVISIONES		0	355.439.690
2790	PROVISIONES DIVERSAS		0	355.439.690
29	OTROS PASIVOS		24.478.723.600	12.772.174.744
2902	RECURSOS RECIBIDOS EN ADMINISTRACIÓN		4.212.559.411	1.726.530.843
2903	DEPÓSITOS RECIBIDOS EN GARANTÍA		266.701.190	261.783.791
2910	INGRESOS RECIBIDOS POR ANTICIPADO		19.999.462.999	10.783.860.110
	PASIVO NO CORRIENTE		887.200.336.415	962.708.721.288
25	BENEFICIOS A LOS EMPLEADOS		887.200.336.415	962.708.721.288
2514	BENEFICIOS POSEMPLEO - PENSIONES		886.635.514.143	961.722.923.256
2701	LITIGIOS Y DEMANDAS		564.822.272	985.798.032
3	PATRIMONIO		2.261.987.665.241	2.466.848.127.100
31	PATRIMONIO DE LAS INSTITUCIONES DE EDUCACIÓN SUPERIOR PÚBLICAS		2.261.987.665.241	2.466.848.127.100
3105	CAPITAL FISCAL		93.821.892.396	93.821.892.396
3109	RESULTADOS DE EJERCICIOS ANTERIORES		2.278.727.659.714	2.395.902.207.166
3110	RESULTADO DEL EJERCICIO		4.504.567.397	8.514.009.835
3151	GANANCIAS O PÉRDIDAS POR PLANES DE BENEFICIOS		-115.066.454.266	-31.389.982.297
	TOTAL PASIVO Y PATRIMONIO		3.198.831.166.017	3.475.650.674.851

8 CUENTAS DE ORDEN DEUDORAS		0	0
81	ACTIVOS CONTINGENTES	6.548.000	70.134.032
8190	OTROS ACTIVOS CONTINGENTES	6.548.000	70.134.032
83	DEUDORAS DE CONTROL	17.424.774.812	18.010.993.304
8301	BIENES Y DERECHOS ENTREGADOS EN GARANTÍA	0	16.514.033
8315	BIENES Y DERECHOS RETIRADOS	16.502.736.602	17.034.584.076
8369	DESEMBOLSOS BIENESTAR UNIVERSITARIO	804.705.068	804.705.068
8370	GASTOS DE INVESTIGACIÓN INSTITUCIONES DE EDUCACIÓN	0	152.938.727
8390	OTRAS CUENTAS DEUDORAS DE CONTROL	117.333.142	2.251.400
89	DEUDORAS POR CONTRA (CR)	-17.431.322.812	-18.081.127.336
8905	ACTIVOS CONTINGENTES POR CONTRA (CR)	-6.548.000	-70.134.032
8915	DEUDORAS DE CONTROL POR CONTRA (CR)	-17.424.774.812	-18.010.993.304
9 CUENTAS DE ORDEN ACREEDORAS		0	0
91	PASIVOS CONTINGENTES	56.499.465.238	63.285.133.119
9120	LITIGIOS Y MECANISMOS ALTERNATIVOS DE SOLUCIÓN DE CONFLICTOS	3.567.610.387	4.555.829.065
9149	OTROS PASIVOS CONTINGENTES	0	0
9190	OTROS PASIVOS CONTINGENTES	52.931.854.851	58.729.304.054
93	ACREEDORAS DE CONTROL	8.799.999	8.799.999
9306	BIENES RECIBIDOS EN CUSTODIA	8.799.999	8.799.999
9312	LIQUIDACIÓN PROVISIONAL DE BONOS PENSIONALES	0	0
9390	OTRAS CUENTAS ACREEDORAS DE CONTROL	0	0
99	ACREEDORAS POR CONTRA (DB)	-56.508.265.237	-63.293.933.118
9905	PASIVOS CONTINGENTES POR CONTRA (DB)	-56.499.465.238	-63.285.133.119
9915	ACREEDORAS DE CONTROL POR CONTRA (DB)	-8.799.999	-8.799.999

Los suscritos Representante Legal, el Vicerrector Administrativo y Financiero, el Jefe de la División de Recursos Financieros y el Jefe de la Sección de Contabilidad de la Universidad Distrital Francisco Jose de Caldas certifican que los saldos contables agregados a 31 de enero del 2020, fueron tomados fielmente de los libros de contabilidad consolidados de conformidad con la Información suministrada por las diferentes áreas académicas y/o administrativas, que la contabilidad se elaboró conforme a la normatividad del Régimen de Contabilidad Pública Actual; y que la información revelada refleja en forma fidedigna la situación financiera, económica, social y ambiental de la Universidad.


 RICARDO GARCÍA DUARTE
 RECTOR


 ALVARO ESPINEL ORTEGA
 VICERRECTOR ADMINISTRATIVO Y FINANCIERO


 EUSEBIO ANTONIO RANGEL ROA
 JEFE DIVISIÓN DE RECURSOS FINANCIEROS


 JESÚS ÁLVARO MAHECHA RANGEL
 JEFE SECCIÓN DE CONTABILIDAD


 Hector Riaño



BOGOTÁ DISTRITO CAPITAL
UNIVERSIDAD DISTRITAL FRANCISCO JOSÉ DE CALDAS

ESTADO DE RESULTADO
A 31 DE ENERO DEL 2020

(Cifras en Pesos Colombianos sin decimales)

Código	Descripción	Nota	Año 2019	Año 2020
INGRESOS OPERACIONALES			12.555.102.673	16.026.917.303
41	INGRESOS FISCALES		0	0
4110	NO TRIBUTARIOS		0	0
4195	DEVOLUCIONES Y DESCUENTOS (Db)		0	0
43	VENTA DE SERVICIOS		1.024.918.197	3.648.504.466
4305	SERVICIOS EDUCATIVOS		1.024.918.197	945.074.874
4395	DEVOLUCIONES, REBAJAS Y DESCUENTOS EN VENTA DE SERVICIOS (DB)		0	2.703.429.592
44	TRANSFERENCIAS Y SUBVENCIONES		1.572.353.476	6.658.883.326
4428	OTRAS TRANSFERENCIAS		1.572.353.476	6.658.883.326
47	OPERACIONES INTERINSTITUCIONALES		9.957.831.000	5.719.529.511
4705	FONDOS RECIBIDOS		9.957.831.000	5.719.529.511
6	COSTOS DE VENTAS		6.278.168.700	6.521.451.449
63	COSTO DE VENTAS DE SERVICIOS		6.278.168.700	6.521.451.449
6305	SERVICIOS EDUCATIVOS		6.278.168.700	6.521.451.449
5	GASTOS OPERACIONALES		2.086.035.297	2.938.656.461
51	DE ADMINISTRACIÓN Y OPERACIÓN		1.971.008.047	2.722.840.515
5101	SUELDOS Y SALARIOS		954.028.289	976.376.886
5102	CONTRIBUCIONES IMPUTADAS		20.367.230	21.246.056
5103	CONTRIBUCIONES EFECTIVAS		385.400	3.464.848
5104	APORTES SOBRE LA NÓMINA		0	0
5107	PRESTACIONES SOCIALES		536.944.047	437.956.814
5108	GASTOS DE PERSONAL DIVERSOS		0	0
5111	GENERALES		459.283.081	1.278.887.528
5120	IMPUESTOS, CONTRIBUCIONES Y TASAS		0	4.908.383
53	DETERIORO, DEPRECIACIONES, AMORTIZACIONES Y PROVISIONES		115.027.250	215.815.946
5347	DETERIORO DE CUENTAS POR COBRAR		0	0
5349	DETERIORO DE PRÉSTAMOS POR COBRAR		0	0
5351	DETERIORO DE PROPIEDADES, PLANTA Y EQUIPO		0	0
5360	DEPRECIACIÓN DE PROPIEDADES, PLANTA Y EQUIPO		115.027.250	115.027.250
5366	AMORTIZACIÓN DE ACTIVOS INTANGIBLES		0	0
5368	PROVISIÓN LITIGIOS Y DEMANDAS		0	100.788.696
EXCEDENTE (DÉFICIT) OPERACIONAL			4.190.898.676	6.566.809.393

Código	Descripción	Nota	Año 2019	Año 2020
4	INGRESOS NO OPERACIONALES		337.249.920	1.947.204.147
48	OTROS INGRESOS		337.249.920	1.947.204.147
4802	FINANCIEROS		228.737.761	910.757.349
4808	INGRESOS DIVERSOS		9.608.404	1.036.446.798
4830	REVERSIÓN DE LAS PÉRDIDAS POR DETERIORO DE VALOR		98.903.755	0
5	GASTOS NO OPERACIONALES		23.581.199	3.705
58	OTROS GASTOS		23.581.199	3.705
5802	COMISIONES		0	0
5804	FINANCIEROS		23.581.199	3.686
5890	GASTOS DIVERSOS		0	19
5893	DEVOLUCIONES Y DESCUENTOS INGRESOS FISCALES		0	0
	EXCEDENTE (DÉFICIT) NO OPERACIONAL		4.504.567.397	8.514.009.835
	PARTIDAS EXTRAORDINARIAS		0	0
4810	INGRESOS EXTRAORDINARIOS		0	0
5810	GASTOS EXTRAORDINARIOS		0	0
	EXCEDENTE O DÉFICIT DEL EJERCICIO		4.504.567.397	8.514.009.835

Los suscritos Representante Legal, el Vicerrector Administrativo y Financiero, el Jefe de la División de Recursos Financieros y el Jefe de la Sección de Contabilidad de la Universidad Distrital Francisco Jose de Caldas certifican que los saldos contables agregados a 31 de enero del 2020, fueron tomados fielmente de los libros de contabilidad consolidados de conformidad con la información suministrada por las diferentes áreas académicas y/o administrativas, que la contabilidad se elaboró conforme a la normatividad del régimen de contabilidad pública actual; y que la información revelada refleja en forma fidedigna la situación financiera, económica, social y ambiental de la universidad.


 RICARDO GARCÍA DUARTE
 RECTOR


 ALVARO ESPINEL ORTEGA
 VICERECTOR ADMINISTRATIVO Y FINANCIERO


 EUSEBIO ANTONIO RANGEL ROA
 JEFE DIVISIÓN DE RECURSOS FINANCIEROS


 JESÚS ÁLVARO MAHECHA RANGEL
 JEFE SECCIÓN DE CONTABILIDAD


 Hector Riaño

De : ENE 1/2020 A : ENE 31/2020

C U E N T A	D E S C R I P C I O N	U L T. M O V.	S A L D O A N T E R I O R	D E B I T O S	C R E D I T O S	N U E V O S A L D O
11	EFFECTIVO Y EQUIVALEN	20201228	63297,684,012.00	37599,715,241.00	27749,052,937.00	73148,346,316.00
11 10	DEPÓSITOS EN INSTITU	20201228	63297,684,012.00	37599,715,241.00	27749,052,937.00	73148,346,316.00
11 10 05	Cuenta Corriente	20201228	3484,239,664.00	5597,506,387.00	8934,550,395.00	147,195,656.00
11 10 05 02	Occidentes 05354-08	20201228	3484,239,664.00	5597,506,387.00	8934,550,395.00	147,195,656.00
11 10 06	Cuenta De Ahorro	20200526	59813,444,348.00	32002,208,854.00	18814,502,542.00	73001,150,660.00
11 10 06 11	Occidente 814618 Cta	20200526	494,344,696.00	302,873,475.00	271,000,000.00	526,218,171.00
11 10 06 17	Occidente 81462-6 No	20200526	38815,707,611.00	22406,471,328.00	11733,147,599.00	49489,031,340.00
11 10 06 38	Bancoccidente 230-85	20200521	63,742,618.00	382,546.00	0.00	64,125,164.00
11 10 06 39	Occidente Inv MEN 88	20200521	477,328,417.00	928,441.00	0.00	478,256,858.00
11 10 06 40	CTA 309044469 BCO BB	20200228	562,126,797.00	0.00	0.00	562,126,797.00
11 10 06 59	OCCI 230857187CONV P	20200331	1096,407,817.00	444,915,228.00	6,596,232.00	1534,726,813.00
11 10 06 61	OCCID 230-85893-8 CO	20200331	7618,705,281.00	934,251,449.00	2024,088,004.00	6528,868,726.00
11 10 06 64	OCCIDENTE 230-864282	20190801	2295,721,086.00	2705,978,182.00	2949,884,761.00	2051,814,507.00
11 10 06 70	Bco Occidente 230-87	20200521	2055,526,567.00	5,891,106.00	0.00	2061,417,673.00
11 10 06 86	Cuenta de ahorro	20200331	2720,696,601.00	5197,659,947.00	1829,719,090.00	6088,637,458.00
11 10 06 86 07	230-87986-8 BCO OCCI	20200331	10,459,536.00	4,430.00	0.00	10,463,966.00
11 10 06 86 14	DAVIVIENDA 0092 0079	20200331	52,286,898.00	233,379,527.00	255,257,212.00	30,409,213.00
11 10 06 86 17	DAVIV AHORROS FONDO	20190801	309,084,047.00	714,262.00	123,707,167.00	186,091,142.00
11 10 06 86 18	DAVIV 0092 0079 8081	20200331	1,248,425.00	8,810,491.00	27,599.00	10,031,317.00
11 10 06 86 20	DAVIV 0092 7043 5366	20200331	43,693.00	107.00	0.00	43,800.00
11 10 06 86 22	DAVIV 0092-7044-0218	20200205	40,382.00	30.00	39,421.00	991.00
11 10 06 86 23	OCCIDENTE 23088652 5	20200331	6,681,549.00	13,425.00	0.00	6,694,974.00
11 10 06 86 26	230-88676-4 BCO OCCI	20200331	5,200,301.00	10,449.00	0.00	5,210,750.00
11 10 06 86 29	CUENTA 0092-0081-699	20200331	175,075,096.00	432,680.00	0.00	175,507,776.00
11 10 06 86 34	CUENTA AHORRO OCCIDE	20200331	1582,884,995.00	531,342,670.00	1075,133,450.00	1039,094,215.00
11 10 06 86 35	CUENTA AHORRO OCCIDE	20200331	12,416,630.00	1718,412,279.00	224,130,132.00	1506,698,777.00
11 10 06 86 36	OCCIDENTE CTA AHORRO	20200331	8,949,702.00	17,983.00	0.00	8,967,685.00
11 10 06 86 38	CTA AHORRO 230-88904	20200331	55,497,607.00	96,637.00	17,708,563.00	37,885,681.00
11 10 06 86 39	BCO OCCIDENTE CTA A	20200228	34,337,496.00	20,411.00	34,357,908.00	1.00-
11 10 06 86 40	CTA AHORROS DAVIVIEN	20200331	69,863,179.00	5,905.00	28,301,378.00	41,567,706.00
11 10 06 86 41	DAVIVIENDA CTA AHORR	20200331	41,186,515.00	3,614.00	0.00	41,190,129.00
11 10 06 86 42	AHORROS 230-88972-7	20200331	237,584,638.00	484,953.00	0.00	238,069,591.00
11 10 06 86 43	DAVIVIENDA CTA AHORR	20200331	117,855,912.00	9,129.00	71,056,260.00	46,808,781.00
11 10 06 86 45	OCCIDENTE CTA AHORRO	00000000	0.00	2703,900,965.00	0.00	2703,900,965.00
11 10 06 87	Proestampillas UN Pu	20200521	1214,693,828.00	2,364,619.00	0.00	1217,058,447.00
11 10 06 88	Cuenta de ahorro	20200331	190,232,251.00	492,533.00	66,856.00	190,657,928.00
11 10 06 88 01	DAVIVIENDA AHORRO 00	20200331	190,227,454.00	492,523.00	62,062.00	190,657,915.00
11 10 06 88 02	0092-0079-8099 DAVIV	20190801	4,797.00	10.00	4,794.00	13.00
11 10 06 89	CTA AHORROS 91000132	20200313	2188,160,550.00	0.00	0.00	2188,160,550.00
11 10 06 90	CTA AHORROS 91000013	20200228	20,050,228.00	0.00	0.00	20,050,228.00
12	INVERSIONES E INSTRU	20200430	50512,787,266.00	92,089,376.00	0.00	50604,876,642.00
12 21	INVERSIONES DE ADMIN	20200430	50512,787,266.00	92,089,376.00	0.00	50604,876,642.00
12 21 02	Certificados De Depó	20200430	32120,920,654.00	92,089,376.00	0.00	32213,010,030.00
12 21 02 01	VALOR NOMINNAL CDT -	20200402	9124,298,617.00	0.00	0.00	9124,298,617.00
12 21 02 02	VALOR NOMINAL CDT -	20200313	20022,793,381.00	0.00	0.00	20022,793,381.00
12 21 02 03	VALOR NOMINAL CDT -	20200313	1210,372,189.00	0.00	0.00	1210,372,189.00
12 21 02 04	VALOR NOMINAL CDT -	20200313	1600,196,745.00	0.00	0.00	1600,196,745.00
12 21 02 97	VALORACION DE CDT	20200430	163,259,722.00	92,089,376.00	0.00	255,349,098.00
12 21 02 97 01	RECURSOS PROPIOS	20200430	106,470,427.00	0.00	0.00	106,470,427.00
12 21 02 97 02	RECURSOS CREE	20200430	49,912,771.00	80,781,819.00	0.00	130,694,590.00
12 21 02 97 03	RECURSOS PRO UNAL	20200430	2,861,119.00	4,851,575.00	0.00	7,712,694.00
12 21 02 97 04	RECURSOS MEN	20200430	4,015,405.00	6,455,982.00	0.00	10,471,387.00
12 21 13	Acciones Ordinarias	20191231	18391,866,612.00	0.00	0.00	18391,866,612.00
12 21 13 01	Acciones Nominales E	20171231	38,488,382.00	0.00	0.00	38,488,382.00

UD 00089999230 -7

Procesado: 2020/05/26-18/29

BALANCE DE PRUEBA - SUB-AUXILIAR

Pag-0002

De : ENE 1/2020 A : ENE 31/2020

C U E N T A	D E S C R I P C I O N	U L T. M O V.	S A L D O A N T E R I O R	D E B I T O S	C R E D I T O S	N U E V O S A L D O
12 21 13 97	Valorizacion Histori	20191231	18353,378,230.00	0.00	0.00	18353,378,230.00
13	CUENTAS POR COBRAR	20200522	23831,816,785.00	195,453,133.00	11383,754,577.00	12643,515,341.00
13 11	CONTRIBUCIONES TASA	20200518	16,979,116.00	0.00	1,136,300.00	15,842,816.00
13 11 04	Sanciones	20200518	16,979,116.00	0.00	1,136,300.00	15,842,816.00
13 17	PRESTACIÓN DE SERVIC	20200513	378,535,824.00	0.00	139,000.00	378,396,824.00
13 17 01	Servicios Educativos	20200513	378,535,824.00	0.00	139,000.00	378,396,824.00
13 17 01 04	Educación Formal - S	20200513	378,535,824.00	0.00	139,000.00	378,396,824.00
13 17 01 04 01	CXC Postgrado Vr. Hi	20200513	378,535,824.00	0.00	139,000.00	378,396,824.00
13 37	TRANSFERENCIAS POR C	20200429	16030,544,275.00	0.00	11379,163,761.00	4651,380,514.00
13 37 12	Otras Transferencias	20200429	16030,544,275.00	0.00	11379,163,761.00	4651,380,514.00
13 37 12 04	Entidades Distritale	20200429	16030,544,275.00	0.00	11379,163,761.00	4651,380,514.00
13 84	OTRAS CUENTAS POR CO	20200522	9306,583,125.00	195,453,133.00	3,315,516.00	9498,720,742.00
13 84 08	Cuotas Partes De Pen	20200522	1965,586,426.00	0.00	0.00	1965,586,426.00
13 84 08 01	Valor Historico Cuot	20200522	1965,586,426.00	0.00	0.00	1965,586,426.00
13 84 13	Devolución Iva Para	20200229	1431,052,150.00	0.00	0.00	1431,052,150.00
13 84 32	RESPONSABILIDAD FISC	20191231	36,383,085.00	0.00	0.00	36,383,085.00
13 84 35	INTERESES DE MORA	20191331	14,863,904.00	0.00	0.00	14,863,904.00
13 84 90	Otras Cuentas Por Co	20200522	5858,697,560.00	195,453,133.00	3,315,516.00	6050,835,177.00
13 84 90 01	Saldo Favor Ctas Ban	20200522	174,935,605.00	0.00	0.00	174,935,605.00
13 84 90 02	Cuenta Por Cobrar A	20200511	0.00	136,382,749.00	0.00	136,382,749.00
13 84 90 03	Deudores	20200422	31,935,973.00	25,910,118.00	86,947.00	57,759,144.00
13 84 90 04	Subsidio Familiar	20200422	24,094,000.00	0.00	38,005.00	24,055,995.00
13 84 90 05	Medicina Prepagada	20180420	3,298,627.00	0.00	0.00	3,298,627.00
13 84 90 06	Sueldos Y Primas	20200422	201,641,188.00	0.00	1,880,298.00	199,760,890.00
13 84 90 07	Mayores Valores Gira	20190913	75,856,395.00	0.00	0.00	75,856,395.00
13 84 90 08	Comisiones Iva Grava	20191118	2,688,072.00	0.00	0.00	2,688,072.00
13 84 90 09	Aj Contra Devol 5%	20171231	322,515.00	0.00	0.00	322,515.00
13 84 90 10	Mayores Valores Paga	20200330	1551,490,691.00	0.00	1,310,266.00	1550,180,425.00
13 84 90 11	Sentencia Mesada 14	20190329	148,138,616.00	0.00	0.00	148,138,616.00
13 84 90 12	Cesantias Pagadas Po	20191231	71,240,558.00	0.00	0.00	71,240,558.00
13 84 90 13	CUENTAS POR COBRAR I	20191231	3475,577,864.00	33,160,266.00	0.00	3508,738,130.00
13 84 90 15	INCAPACIDADES	20190930	19,881,274.00	0.00	0.00	19,881,274.00
13 84 90 15 02	CUENTAS POR COBRAR A	20190930	19,881,274.00	0.00	0.00	19,881,274.00
13 84 90 16	MAYORES VALORES PAGA	20191129	76,948,000.00	0.00	0.00	76,948,000.00
13 84 90 17	MAYORES VALORES PAGA	20200305	648,182.00	0.00	0.00	648,182.00
13 86	DETERIORO ACUMULADO	20191231	1900,825,555.00-	0.00	0.00	1900,825,555.00-
13 86 02	Prestación de servic	20191231	172,451,146.00-	0.00	0.00	172,451,146.00-
13 86 02 01	Cuentas por Cobrar P	20191231	172,451,146.00-	0.00	0.00	172,451,146.00-
13 86 90	Otras cuentas por co	20191231	1728,374,409.00-	0.00	0.00	1728,374,409.00-
13 86 90 03	Deudores	20191231	16,076,040.00-	0.00	0.00	16,076,040.00-
13 86 90 04	Subsidio Familiar	20191231	17,091,203.00-	0.00	0.00	17,091,203.00-
13 86 90 05	Medicina Prepagada	20191231	3,298,627.00-	0.00	0.00	3,298,627.00-
13 86 90 06	Sueldos y Primas	20191231	75,429,305.00-	0.00	0.00	75,429,305.00-
13 86 90 07	Mayores Valores Gira	20191231	72,194,550.00-	0.00	0.00	72,194,550.00-
13 86 90 09	Devolcuion 5% cotiza	20191231	322,515.00-	0.00	0.00	322,515.00-
13 86 90 10	Mayores Valores Paga	20191231	1393,857,189.00-	0.00	0.00	1393,857,189.00-
13 86 90 11	Cesantias Mesada 14	20191231	131,320,259.00-	0.00	0.00	131,320,259.00-
13 86 90 32	Responsabilidades fi	20191231	18,784,721.00-	0.00	0.00	18,784,721.00-
14	PRÉSTAMOS POR COBRAR	20200514	819,541,651.00	5,085,090.00	8,776,707.00	815,850,034.00
14 15	PRÉSTAMOS CONCEDIDOS	20200514	833,059,946.00	5,085,090.00	8,776,707.00	829,368,329.00
14 15 25	Creditos A Empleados	20200514	833,059,946.00	5,085,090.00	8,776,707.00	829,368,329.00
14 15 25 14	Ptamo Ordinario Adti	20200514	60,921,179.00	1,750,200.00	4,114,315.00	58,557,064.00
14 15 25 14 01	Vr. Historico Ptamo	20200514	60,921,179.00	1,750,200.00	4,114,315.00	58,557,064.00
14 15 25 66	Ptmos Vivienda Admin	20200422	765,967,448.00	3,334,890.00	4,662,392.00	764,639,946.00

C U E N T A	D E S C R I P C I O N	U L T. M O V.	S A L D O A N T E R I O R	D E B I T O S	C R E D I T O S	N U E V O S A L D O
14 15 25 66 01	Vr. Historico Ptmos	20200422	983,687,303.00	0.00	4,662,392.00	979,024,911.00
14 15 25 66 97	Deterioro Ptmos Vivi	20200330	217,719,855.00-	3,334,890.00	0.00	214,384,965.00-
14 15 25 77	Ptmos Vivienda Docen	20191101	6,171,319.00	0.00	0.00	6,171,319.00
14 15 25 77 01	Vr. Historico Ptmos	20191101	6,171,319.00	0.00	0.00	6,171,319.00
14 80	DETERIORO ACUMULADO	20191231	13,518,295.00-	0.00	0.00	13,518,295.00-
14 80 03	Prestamos concedidos	20191231	13,518,295.00-	0.00	0.00	13,518,295.00-
14 80 03 01	Prestamos ordinarios	20191231	412,038.00-	0.00	0.00	412,038.00-
14 80 03 02	Prestamos Vivienda A	20191231	6,934,938.00-	0.00	0.00	6,934,938.00-
14 80 03 03	Prestamos vivienda D	20191231	6,171,319.00-	0.00	0.00	6,171,319.00-
16	PROPIEDADES PLANTA	20201231	309370,005,818.00	0.00	115,027,250.00	309254,978,568.00
16 05	TERRENOS	20191001	104985,073,570.00	0.00	0.00	104985,073,570.00
16 05 01	Urbanos	20191001	58285,510,000.00	0.00	0.00	58285,510,000.00
16 05 01 21	Facultad Ingenieria	20171331	19349,020,500.00	0.00	0.00	19349,020,500.00
16 05 01 21 01	Valor Historico	20171231	248,629,822.00	0.00	0.00	248,629,822.00
16 05 01 21 97	Valorizacion Histori	20171331	19100,390,678.00	0.00	0.00	19100,390,678.00
16 05 01 22	Sede Posgrados Cll 3	20171331	887,793,500.00	0.00	0.00	887,793,500.00
16 05 01 22 01	Valor Historico	20171231	90,724,348.00	0.00	0.00	90,724,348.00
16 05 01 22 97	Valorizacion Histori	20171331	797,069,152.00	0.00	0.00	797,069,152.00
16 05 01 23	Facultad Tecnologica	20171331	4479,152,000.00	0.00	0.00	4479,152,000.00
16 05 01 23 01	Valor Historico	20171231	853,362,749.00	0.00	0.00	853,362,749.00
16 05 01 23 97	Valorizacion Histori	20171331	3625,789,251.00	0.00	0.00	3625,789,251.00
16 05 01 26	Macarena B Facultad	20171331	9800,000,000.00	0.00	0.00	9800,000,000.00
16 05 01 26 01	Valor Historico	20171231	331,322,898.00	0.00	0.00	331,322,898.00
16 05 01 26 97	Valorizacion Histori	20171331	9468,677,102.00	0.00	0.00	9468,677,102.00
16 05 01 29	Facultad Artes Asab	20171331	853,600,000.00	0.00	0.00	853,600,000.00
16 05 01 29 01	Valor Historico	20171231	5,217,020.00	0.00	0.00	5,217,020.00
16 05 01 29 97	Valorizacion Histori	20171331	848,382,980.00	0.00	0.00	848,382,980.00
16 05 01 33	Sede Emisora Ud	20171331	447,125,400.00	0.00	0.00	447,125,400.00
16 05 01 33 01	Valor Historico	20171231	44,589,116.00	0.00	0.00	44,589,116.00
16 05 01 33 97	Valorizacion Histori	20171331	402,536,284.00	0.00	0.00	402,536,284.00
16 05 01 34	Facultad Tecnologica	20171331	11100,245,700.00	0.00	0.00	11100,245,700.00
16 05 01 34 01	Valor Historico	20171231	9977,043,197.00	0.00	0.00	9977,043,197.00
16 05 01 34 97	Valorizacion Histori	20171331	1123,202,503.00	0.00	0.00	1123,202,503.00
16 05 01 35	ASAB - PALACIO LA ME	20191001	9315,600,000.00	0.00	0.00	9315,600,000.00
16 05 01 35 01	Valor Historico	20191001	1151,659,110.00	0.00	0.00	1151,659,110.00
16 05 01 35 97	Valorizacion Histori	20191001	8163,940,890.00	0.00	0.00	8163,940,890.00
16 05 01 36	Sotanos Avenida Jime	20191001	2052,972,900.00	0.00	0.00	2052,972,900.00
16 05 01 36 01	Valor Historico	20191001	77,034,266.00	0.00	0.00	77,034,266.00
16 05 01 36 97	Valorizacion Histori	20191001	1975,938,634.00	0.00	0.00	1975,938,634.00
16 05 02	Rurales	20171331	178,637,500.00	0.00	0.00	178,637,500.00
16 05 02 01	Finca El Tibar Choa	20171331	178,637,500.00	0.00	0.00	178,637,500.00
16 05 02 01 01	Valor Historico	20171331	13,023,608.00	0.00	0.00	13,023,608.00
16 05 02 01 97	Valorizacion Histori	20171331	165,613,892.00	0.00	0.00	165,613,892.00
16 05 05	Terrenos De Propieda	20180802	46520,926,070.00	0.00	0.00	46520,926,070.00
16 05 05 11	Facultad Medio Ambie	20180802	7586,954,970.00	0.00	0.00	7586,954,970.00
16 05 05 11 01	Globo A - Lote San M	20180802	2300,525,577.00	0.00	0.00	2300,525,577.00
16 05 05 11 02	Globo B - Call 14 No	20180802	989,818,000.00	0.00	0.00	989,818,000.00
16 05 05 11 97	Valorizacion Histori	20180802	4296,611,393.00	0.00	0.00	4296,611,393.00
16 05 05 12	Macarena A Facultad	20171331	12686,257,100.00	0.00	0.00	12686,257,100.00
16 05 05 12 01	Valor Historico	20171231	4952,574,900.00	0.00	0.00	4952,574,900.00
16 05 05 12 97	Valorizacion Histori	20171331	7733,682,200.00	0.00	0.00	7733,682,200.00
16 05 05 13	Zona Comunal No.1 Fa	20171331	3636,744,000.00	0.00	0.00	3636,744,000.00
16 05 05 13 01	Valor Historico	20171231	1454,050,800.00	0.00	0.00	1454,050,800.00
16 05 05 13 97	Valorizacion Histori	20171331	2182,693,200.00	0.00	0.00	2182,693,200.00
16 05 05 15	Sede Ciudadela Porve	20180802	22610,970,000.00	0.00	0.00	22610,970,000.00

UD 00089999230 -7

Procesado: 2020/05/26-18/29

BALANCE DE PRUEBA - SUB-AUXILIAR

Pag-0004

De : ENE 1/2020 A : ENE 31/2020

C U E N T A	D E S C R I P C I O N	U L T. M O V.	S A L D O A N T E R I O R	D E B I T O S	C R E D I T O S	N U E V O S A L D O
16 05 05 15 01	Lote 8A - Calle 52 S	20180802	10000,000,000.00	0.00	0.00	10000,000,000.00
16 05 05 15 02	Lote 8B - Calle 52 S	20180802	7098,000,000.00	0.00	0.00	7098,000,000.00
16 05 05 15 97	Valorizacion Histori	20180802	5512,970,000.00	0.00	0.00	5512,970,000.00
16 15	CONSTRUCCIONES EN CU	20171331	2872,009,990.00	0.00	0.00	2872,009,990.00
16 15 01	Edificaciones	20171331	2872,009,990.00	0.00	0.00	2872,009,990.00
16 15 01 13	Sede Macarena B	20171331	2872,009,990.00	0.00	0.00	2872,009,990.00
16 40	EDIFICACIONES	20191001	192209,439,168.00	0.00	0.00	192209,439,168.00
16 40 01	Edificios Y Casas	20191001	163847,548,311.00	0.00	0.00	163847,548,311.00
16 40 01 11	Facultad Ingenieria	20171331	40113,681,919.00	0.00	0.00	40113,681,919.00
16 40 01 11 01	Valor Historico	20171231	23383,681,911.00	0.00	0.00	23383,681,911.00
16 40 01 11 97	Valorizacion Histori	20171331	16730,000,008.00	0.00	0.00	16730,000,008.00
16 40 01 12	Sede Posgrados Cll 3	20171331	870,777,800.00	0.00	0.00	870,777,800.00
16 40 01 12 01	Valor Historico	20171231	981,654,443.00	0.00	0.00	981,654,443.00
16 40 01 12 97	Valorizacion Histori	20171331	110,876,643.00-	0.00	0.00	110,876,643.00-
16 40 01 13	Facultad Tecnologica	20171331	17814,248,000.00	0.00	0.00	17814,248,000.00
16 40 01 13 01	Valor Historico	20171231	9821,511,839.00	0.00	0.00	9821,511,839.00
16 40 01 13 97	Valorizacion Histori	20171331	7992,736,161.00	0.00	0.00	7992,736,161.00
16 40 01 15	Sede Ciudadela Porve	20181107	77947,405,833.00	0.00	0.00	77947,405,833.00
16 40 01 15 01	Valor Historico	20181107	89925,010,768.00	0.00	0.00	89925,010,768.00
16 40 01 15 97	Valorizacion Histori	20180629	11977,604,935.00-	0.00	0.00	11977,604,935.00-
16 40 01 16	Macarena B Facultad	20171331	4209,661,700.00	0.00	0.00	4209,661,700.00
16 40 01 16 01	Valor Historico	20171231	6887,518,500.00	0.00	0.00	6887,518,500.00
16 40 01 16 97	Valorizacion Histori	20171331	2677,856,800.00-	0.00	0.00	2677,856,800.00-
16 40 01 17	Finca El Tibar Choa	20171331	33,365,000.00	0.00	0.00	33,365,000.00
16 40 01 17 01	Valor Historico	20171231	25,630,887.00	0.00	0.00	25,630,887.00
16 40 01 17 97	Valorizacion Histori	20171331	7,734,113.00	0.00	0.00	7,734,113.00
16 40 01 18	Sede Emisora Ud	20171331	147,429,600.00	0.00	0.00	147,429,600.00
16 40 01 18 01	Valor Historico	20171231	87,307,360.00	0.00	0.00	87,307,360.00
16 40 01 18 97	Valorizacion Histori	20171331	60,122,240.00	0.00	0.00	60,122,240.00
16 40 01 21	Facultad Artes Asab	20171331	556,608,525.00	0.00	0.00	556,608,525.00
16 40 01 21 01	Valor Historico	20171231	103,574,081.00	0.00	0.00	103,574,081.00
16 40 01 21 97	Valorizacion Histori	20171331	453,034,444.00	0.00	0.00	453,034,444.00
16 40 01 35	ASAB - Palacio La Me	20191001	20344,786,800.00	0.00	0.00	20344,786,800.00
16 40 01 35 01	Valor Histporico	20191001	2360,929,204.00	0.00	0.00	2360,929,204.00
16 40 01 35 02	Mejora - Obra Recupe	20191001	1959,228,743.00	0.00	0.00	1959,228,743.00
16 40 01 35 97	Valorizacion Histori	20191001	16024,628,853.00	0.00	0.00	16024,628,853.00
16 40 01 36	Sótano Avenida Jimen	20191001	1809,583,134.00	0.00	0.00	1809,583,134.00
16 40 01 36 01	Valor Historico	20191001	431,050,410.00	0.00	0.00	431,050,410.00
16 40 01 36 97	Valorizacion Histori	20191001	1378,532,724.00	0.00	0.00	1378,532,724.00
16 40 28	Edificaciones De Pro	20171331	28361,890,857.00	0.00	0.00	28361,890,857.00
16 40 28 11	Facultad Medio Ambie	20171331	8904,602,950.00	0.00	0.00	8904,602,950.00
16 40 28 11 01	Valor Historico	20171231	7536,772,083.00	0.00	0.00	7536,772,083.00
16 40 28 11 97	Valorizacion Histori	20171331	1367,830,867.00	0.00	0.00	1367,830,867.00
16 40 28 12	Macarena A Facultad	20171331	19354,438,907.00	0.00	0.00	19354,438,907.00
16 40 28 12 01	Valor Historico	20171231	24050,538,021.00	0.00	0.00	24050,538,021.00
16 40 28 12 97	Valorizacion Histori	20171331	4696,099,114.00-	0.00	0.00	4696,099,114.00-
16 40 28 14	Sede B Thomas Jeffer	20171331	102,849,000.00	0.00	0.00	102,849,000.00
16 40 28 14 01	Valor Historico	20171331	102,849,000.00	0.00	0.00	102,849,000.00
16 55	MAQUINARIA Y EQUIPO	20191219	834,571,908.00	0.00	0.00	834,571,908.00
16 55 01	Equipo De Construcci	20190227	304,766,293.00	0.00	0.00	304,766,293.00
16 55 01 08	Grupo 2-08 Equipos Y	20190227	304,766,293.00	0.00	0.00	304,766,293.00
16 55 05	Equipo De Música	20191219	131,203,631.00	0.00	0.00	131,203,631.00
16 55 05 02	Grupo 2-02 Discoteca	20191219	131,203,631.00	0.00	0.00	131,203,631.00
16 55 06	Equipo De Recreación	20190930	350,970,193.00	0.00	0.00	350,970,193.00
16 55 06 09	Grupo 2-09 Maquinari	20190930	350,970,193.00	0.00	0.00	350,970,193.00
16 55 11	Herramientas Y Acces	20190930	47,631,791.00	0.00	0.00	47,631,791.00

De : ENE 1/2020 A : ENE 31/2020

C U E N T A	D E S C R I P C I O N	U L T. M O V.	S A L D O A N T E R I O R	D E B I T O S	C R E D I T O S	N U E V O S A L D O
16 55 11 14	Grupo 2-14 Herramientas	20190930	47,631,791.00	0.00	0.00	47,631,791.00
16 60	EQUIPO MÉDICO Y CIEN	20200313	8270,896,323.00	0.00	0.00	8270,896,323.00
16 60 02	Equipo De Laboratori	20200313	8219,908,147.00	0.00	0.00	8219,908,147.00
16 60 02 10	Grupo 2-10 Maquinari	20200313	8219,908,147.00	0.00	0.00	8219,908,147.00
16 60 90	Otro Equipo Medico Y	20191212	50,988,176.00	0.00	0.00	50,988,176.00
16 60 90 01	Grupo 2-11 Elementos	20191212	50,988,176.00	0.00	0.00	50,988,176.00
16 65	MUEBLES ENSERES Y E	20191108	6530,596,624.00	0.00	0.00	6530,596,624.00
16 65 01	Muebles Y Enseres	20191108	1503,054,763.00	0.00	0.00	1503,054,763.00
16 65 01 18	Grupo 2-18 Mobiliari	20191108	1503,054,763.00	0.00	0.00	1503,054,763.00
16 65 02	Equipo Y Máquina De	20190829	5026,555,361.00	0.00	0.00	5026,555,361.00
16 65 02 12	Grupo 2-12 Equipo Ma	20190829	5026,555,361.00	0.00	0.00	5026,555,361.00
16 65 90	Otros Muebles Enser	20181231	986,500.00	0.00	0.00	986,500.00
16 65 90 21	Elementos De Arte	20181231	986,500.00	0.00	0.00	986,500.00
16 70	EQUIPOS DE COMUNICAC	20200316	5966,428,025.00	0.00	0.00	5966,428,025.00
16 70 01	Equipo De Comunicaci	20200227	2640,044,921.00	0.00	0.00	2640,044,921.00
16 70 01 07	Grupo 2-07 Equipo Ma	20200227	2640,044,921.00	0.00	0.00	2640,044,921.00
16 70 02	Equipo De Computació	20200316	3326,383,104.00	0.00	0.00	3326,383,104.00
16 70 02 21	Grupo 2-21 Equipo Ma	20200316	3326,383,104.00	0.00	0.00	3326,383,104.00
16 75	EQUIPOS DE TRANSPORT	20181231	294,714,234.00	0.00	0.00	294,714,234.00
16 75 02	Terrestre	20181231	294,714,234.00	0.00	0.00	294,714,234.00
16 75 02 13	Grupo 2-13 Equipo Ma	20181231	294,714,234.00	0.00	0.00	294,714,234.00
16 80	EQUIPOS DE COMEDOR	20191008	15,970,484.00	0.00	0.00	15,970,484.00
16 80 02	Equipo De Restaurant	20191008	15,970,484.00	0.00	0.00	15,970,484.00
16 80 02 06	Grupo 2-06 Equipo Y	20191008	15,970,484.00	0.00	0.00	15,970,484.00
16 81	BIENES DE ARTE Y CUL	20200227	9,296,091.00	0.00	0.00	9,296,091.00
16 81 07	Libros Y Publicacion	20200227	9,296,091.00	0.00	0.00	9,296,091.00
16 81 07 16	Grupo 2-16 Libros Y	20200227	9,296,091.00	0.00	0.00	9,296,091.00
16 85	DEPRECIACIÓN ACUMULA	20201231	9746,980,609.00-	0.00	115,027,250.00	9862,007,859.00-
16 85 01	Edificaciones	20201231	2797,179,904.00-	0.00	115,027,250.00	2912,207,154.00-
16 85 01 01	Facultad Ingenieria	20201231	679,543,991.00-	0.00	28,314,333.00	707,858,324.00-
16 85 01 02	Sede Posgrados Cl1 3	20201231	19,273,488.00-	0.00	803,062.00	20,076,550.00-
16 85 01 03	Facultad Tecnologica	20201231	315,995,569.00-	0.00	13,166,482.00	329,162,051.00-
16 85 01 04	Macarena B Facultad	20201231	77,415,958.00-	0.00	3,225,665.00	80,641,623.00-
16 85 01 05	Finca El Tibar Choac	20201231	1,179,243.00-	0.00	49,135.00	1,228,378.00-
16 85 01 06	Facultad Artes Asab	20201231	12,042,339.00-	0.00	501,764.00	12,544,103.00-
16 85 01 07	Sede Emisora Ud	20201231	3,155,087.00-	0.00	131,462.00	3,286,549.00-
16 85 01 08	Sede Ciudadela Porve	20201231	1144,174,644.00-	0.00	46,152,031.00	1190,326,675.00-
16 85 01 09	Facultad Medio Ambie	20201231	156,327,240.00-	0.00	6,513,635.00	162,840,875.00-
16 85 01 10	Macarena A Facultad	20201231	378,358,826.00-	0.00	15,764,951.00	394,123,777.00-
16 85 01 11	Sede B Thomas Jeffer	20201231	9,713,519.00-	0.00	404,730.00	10,118,249.00-
16 85 04	Maquinaria Y Equipo	20181231	295,422,106.00-	0.00	0.00	295,422,106.00-
16 85 04 02	Grupo 2-02 Discoteca	20181231	255,836,404.00-	0.00	0.00	255,836,404.00-
16 85 04 08	Grupo 2-08 Equipos y	20181231	12,641,995.00-	0.00	0.00	12,641,995.00-
16 85 04 09	Grupo 2-09 Maquinari	20181231	20,196,058.00-	0.00	0.00	20,196,058.00-
16 85 04 14	Grupo 2-14 Herramientas	20181231	6,747,649.00-	0.00	0.00	6,747,649.00-
16 85 05	Equipo Medico Y Cien	20181231	2812,735,893.00-	0.00	0.00	2812,735,893.00-
16 85 05 10	Grupo 2-10 Maquinari	20181231	2782,959,809.00-	0.00	0.00	2782,959,809.00-
16 85 05 11	Grupo 2-11 Elementos	20181231	29,776,084.00-	0.00	0.00	29,776,084.00-
16 85 06	Muebles Enseres Y E	20181231	659,281,509.00-	0.00	0.00	659,281,509.00-
16 85 06 12	Grupo 2-12 Equipo Ma	20181231	69,037,335.00-	0.00	0.00	69,037,335.00-
16 85 06 18	Grupo 2-18 Mobiliari	20181231	590,244,174.00-	0.00	0.00	590,244,174.00-
16 85 07	Equipos De Comunicac	20181231	3173,838,054.00-	0.00	0.00	3173,838,054.00-
16 85 07 07	Grupo 2-07 Equipo Ma	20181231	1065,386,892.00-	0.00	0.00	1065,386,892.00-
16 85 07 21	Grupo 2-21 Equipo Ma	20181231	2108,451,162.00-	0.00	0.00	2108,451,162.00-
16 85 08	Equipos De Transport	20181231	8,033,143.00-	0.00	0.00	8,033,143.00-
16 85 08 13	Grupo 2-13 Equipo Ma	20181231	8,033,143.00-	0.00	0.00	8,033,143.00-

De : ENE 1/2020 A : ENE 31/2020

C U E N T A	D E S C R I P C I O N	U L T. M O V.	S A L D O A N T E R I O R	D E B I T O S	C R E D I T O S	N U E V O S A L D O
16 85 09	Equipos De Comedor	20180928	490,000.00-	0.00	0.00	490,000.00-
16 85 09 06	Grupo 2-06 Equipo y	20180928	490,000.00-	0.00	0.00	490,000.00-
16 95	DETERIORO ACUMULADO	20200201	2872,009,990.00-	0.00	0.00	2872,009,990.00-
16 95 04	Maquinaria planta y	20200201	2872,009,990.00-	0.00	0.00	2872,009,990.00-
17	BIENES DE USO PÚBLIC	20190329	70840,847,568.00	0.00	0.00	70840,847,568.00
17 05	BIENES DE USO PÚBLIC	20180322	4703,184,968.00	0.00	0.00	4703,184,968.00
17 05 10	Bibliotecas	20180322	4703,184,968.00	0.00	0.00	4703,184,968.00
17 05 10 01	Segunda Etapa Biblio	20180322	4703,184,968.00	0.00	0.00	4703,184,968.00
17 10	BIENES DE USO PÚBLIC	20190329	66137,662,600.00	0.00	0.00	66137,662,600.00
17 10 10	Bibliotecas	20190329	33102,324,600.00	0.00	0.00	33102,324,600.00
17 10 10 01	Centro Cultural Ramó	20190329	33102,324,600.00	0.00	0.00	33102,324,600.00
17 10 10 01 02	Construcción	20171231	29788,141,975.00	0.00	0.00	29788,141,975.00
17 10 10 01 97	Valorizacion Histori	20190329	3314,182,625.00	0.00	0.00	3314,182,625.00
17 10 14	Terrenos	20190329	33035,338,000.00	0.00	0.00	33035,338,000.00
17 10 14 01	Centro Cultural Bibl	20190329	33035,338,000.00	0.00	0.00	33035,338,000.00
17 10 14 01 01	Valor Histórico	20190329	7613,741,800.00	0.00	0.00	7613,741,800.00
17 10 14 01 97	Valorización Terreno	20190329	25421,596,200.00	0.00	0.00	25421,596,200.00
19	OTROS ACTIVOS	20200522	2954032,892,090.00	5663,046,493.00	1353,678,201.00	2958342,260,382.00
19 02	PLAN DE ACTIVOS PARA	20200521	1954,169,291.00	13,861,785.00	0.00	1968,031,076.00
19 02 01	Efectivo Y Equivalen	20200521	1276,505,226.00	11,137,223.00	0.00	1287,642,449.00
19 02 01 01	Banco Occid 81451-9	20200521	1276,505,226.00	11,137,223.00	0.00	1287,642,449.00
19 02 03	Inversiones	20200430	677,664,065.00	2,724,562.00	0.00	680,388,627.00
19 02 03 01	CDT Fondo Prestamos	20200311	675,316,919.00	0.00	0.00	675,316,919.00
19 02 03 97	Valorización CDT Fon	20200430	2,347,146.00	2,724,562.00	0.00	5,071,708.00
19 04	PLAN DE ACTIVOS PARA	20200522	2889384,560,381.00	1787,182,999.00	0.00	2891171,743,380.00
19 04 01	Efectivo Y Equivalen	20200522	394,719,738.00	781,117.00	0.00	395,500,855.00
19 04 01 01	Banco De Occidente F	20200522	394,719,738.00	781,117.00	0.00	395,500,855.00
19 04 02	Recursos Entregados	20200430	112612,714,351.00	1776,827,074.00	0.00	114389,541,425.00
19 04 02 01	Estampilla Ud 1.0	20200430	78410,128,037.00	167,984,000.00	0.00	78578,112,037.00
19 04 02 02	Estampilla Ud 1.1%	20200430	11408,936,754.00	1161,005,800.00	0.00	12569,942,554.00
19 04 02 03	Rendimiento Estampil	20200430	22436,918,517.00	403,136,867.00	0.00	22840,055,384.00
19 04 02 04	Rendimientos Estampi	20200430	356,731,043.00	44,700,407.00	0.00	401,431,450.00
19 04 03	Inversiones	20200430	2381,485,270.00	9,574,808.00	0.00	2391,060,078.00
19 04 03 01	Valor Nominal CDT Pe	20200311	2373,236,795.00	0.00	0.00	2373,236,795.00
19 04 03 97	Valorización CDT Pen	20200430	8,248,475.00	9,574,808.00	0.00	17,823,283.00
19 04 08	DERECHOS POR COBRAR	20191231	2773995,641,022.00	0.00	0.00	2773995,641,022.00
19 04 08 01	Concurrencia Ministe	20191231	503186,308,343.00	0.00	0.00	503186,308,343.00
19 04 08 02	Concurrencia Secreta	20191231	2270809,332,679.00	0.00	0.00	2270809,332,679.00
19 05	BIENES Y SERVICIOS P	20200522	1157,365,328.00	0.00	171,234,762.00	986,130,566.00
19 05 01	Seguros	20200522	864,004,970.00	0.00	171,234,762.00	692,770,208.00
19 05 01 02	Seguros Pagados Por	20200522	864,004,970.00	0.00	171,234,762.00	692,770,208.00
19 05 05	Impresos Publicacio	20200311	293,360,358.00	0.00	0.00	293,360,358.00
19 05 05 01	Impresos Y Publicaci	20200311	293,360,358.00	0.00	0.00	293,360,358.00
19 06	AVANCES Y ANTICIPOS	20200521	434,209,457.00	47,704,121.00	7,320,277.00	474,593,301.00
19 06 03	Avances Para Viático	20191226	250,661,028.00	0.00	0.00	250,661,028.00
19 06 03 01	Avances Para Viático	20171231	621,644.00	0.00	0.00	621,644.00
19 06 03 02	Avance Estudios Doce	20191226	250,039,384.00	0.00	0.00	250,039,384.00
19 06 04	Anticipo para Adquis	20200521	150,048,429.00	47,704,121.00	7,320,277.00	190,432,273.00
19 06 04 03	Otros Avances Y Anti	20200521	36,649,624.00	37,894,235.00	7,320,277.00	67,223,582.00
19 06 04 04	Avance Adquisicion B	20200131	98,951,937.00	9,809,886.00	0.00	108,761,823.00
19 06 04 05	Depositos Entregados	20200327	14,446,868.00	0.00	0.00	14,446,868.00
19 06 90	Otros Avances Y Anti	20190801	33,500,000.00	0.00	0.00	33,500,000.00
19 06 90 01	Otros Avances Y Anti	20190801	33,500,000.00	0.00	0.00	33,500,000.00
19 08	RECURSOS ENTREGADOS	20200430	60141,968,939.00	3814,297,588.00	1175,123,162.00	62781,143,365.00

C U E N T A	D E S C R I P C I O N	U L T. M O V.	S A L D O A N T E R I O R	D E B I T O S	C R E D I T O S	N U E V O S A L D O
19 08 01	En Administración	20200430	60141,968,939.00	3814,297,588.00	1175,123,162.00	62781,143,365.00
19 08 01 01	Recaudo Estampilla U	20200430	45527,946,843.00	3574,450,500.00	582,656,568.00	48519,740,775.00
19 08 01 01 01	Estampilla UD 1%	20200430	24559,737,065.00	671,936,000.00	60,594,626.00	25171,078,439.00
19 08 01 01 02	Estampilla UD 1.1%	20200430	20968,209,778.00	2902,514,500.00	522,061,942.00	23348,662,336.00
19 08 01 02	Rendimientos Fros Es	20200430	14614,022,096.00	239,847,088.00	592,466,594.00	14261,402,590.00
19 08 01 02 01	Rendimientos Fros Es	20200430	13799,856,727.00	152,803,307.00	592,466,594.00	13360,193,440.00
19 08 01 02 02	Rendimientos Fros Es	20200430	814,165,369.00	87,043,781.00	0.00	901,209,150.00
19 09	DEPÓSITOS ENTREGADOS	20191231	862,030,168.00	0.00	0.00	862,030,168.00
19 09 02	Para Bienes	20190322	35,887,023.00	0.00	0.00	35,887,023.00
19 09 03	Depósitos Judiciales	20191231	826,143,145.00	0.00	0.00	826,143,145.00
19 70	ACTIVOS INTANGIBLES	20200225	359,467,574.00	0.00	0.00	359,467,574.00
19 70 07	Licencias	20200225	66,866,406.00	0.00	0.00	66,866,406.00
19 70 07 01	Renovaciones de Lice	20200225	66,866,406.00	0.00	0.00	66,866,406.00
19 70 08	Softwares	20190920	292,601,168.00	0.00	0.00	292,601,168.00
19 70 08 22	Grupo 2-22 Dev Softw	20190920	292,601,168.00	0.00	0.00	292,601,168.00
19 75	AMORTIZACIÓN ACUMULA	20180928	260,879,048.00-	0.00	0.00	260,879,048.00-
19 75 08	Softwares	20180928	260,879,048.00-	0.00	0.00	260,879,048.00-
19 75 08 01	Grupo 2-22 Devolutiv	20180928	260,879,048.00-	0.00	0.00	260,879,048.00-
24	CUENTAS POR PAGAR	20201228	12096,350,827.00-	9437,196,287.00	8842,108,367.00	11501,262,907.00-
24 01	ADQUISICIÓN DE BIENE	20200526	2822,161,162.00-	494,289,815.00	352,397,843.00	2680,269,190.00-
24 01 01	Bienes Y Servicios	20200526	2822,161,162.00-	494,289,815.00	352,397,843.00	2680,269,190.00-
24 01 01 01	Adquisicion De Biene	20200526	0.00	149,321,943.00	352,397,837.00	203,075,894.00-
24 01 01 90	Entradas de Almacen	20200521	2822,161,162.00-	344,967,872.00	6.00	2477,193,296.00-
24 07	RECURSOS A FAVOR DE	20200526	4853,041,219.00-	3177,510,097.00	3834,210,878.00	5509,742,000.00-
24 07 20	Recaudos Por Clasifi	20200303	242,454,165.00-	0.00	0.00	242,454,165.00-
24 07 20 03	Consignaciones Por I	20200303	242,454,165.00-	0.00	0.00	242,454,165.00-
24 07 26	Rendimientos Financi	20200521	3529,923,959.00-	0.00	13,080,487.00	3543,004,446.00-
24 07 26 23	Intereses Cdt Pensio	20200430	2641,152,638.00-	0.00	9,574,808.00	2650,727,446.00-
24 07 26 25	Intereses Cdt Presta	20200430	686,945,194.00-	0.00	2,724,562.00	689,669,756.00-
24 07 26 26	Cta Ahorro Estruc Pe	20200521	201,826,127.00-	0.00	781,117.00	202,607,244.00-
24 07 90	Otros Recursos A Fav	20200526	1080,663,095.00-	3177,510,097.00	3821,130,391.00	1724,283,389.00-
24 07 90 02	Recaudo Icetex	20200520	720,311,810.00-	11,530,710.00	5,530,995.00	714,312,095.00-
24 07 90 03	Recaudo Ecaes	20181231	7,267,100.00-	0.00	0.00	7,267,100.00-
24 07 90 04	Recaudo Seguro Estud	20200526	227,190,914.00-	28,286,152.00	921,600.00	199,826,362.00-
24 07 90 05	Devoluciones	20200522	985,160.00-	28,404,012.00	28,286,152.00	867,300.00-
24 07 90 13	Matriculas De Honor	20200212	781,242.00-	0.00	0.00	781,242.00-
24 07 90 18	Consignaciones Errad	20191016	6,713,046.00-	0.00	0.00	6,713,046.00-
24 07 90 21	Otros Acreedores	20200522	14,004,910.00-	3109,289,223.00	3786,391,644.00	691,107,331.00-
24 07 90 25	Ingresos por Identif	00000000	60,569,962.00-	0.00	0.00	60,569,962.00-
24 07 90 27	Reintegros Convenios	00000000	6,414,817.00-	0.00	0.00	6,414,817.00-
24 07 90 28	Otros Recaudos Para	20200330	26,924,134.00-	0.00	0.00	26,924,134.00-
24 07 90 31	Ingreso Convenio 80	20200316	9,500,000.00-	0.00	0.00	9,500,000.00-
24 24	DESCUENTOS DE NÓMINA	20200519	1833,160,258.00-	2752,771,746.00	3311,193,666.00	2391,582,178.00-
24 24 01	Aportes A Fondos Pen	20200519	880,135,027.00-	898,205,527.00	396,757,981.00	378,687,481.00-
24 24 01 01	Giro Pensiones Nomin	20200512	827,662,305.00-	845,732,805.00	18,070,500.00	0.00
24 24 01 02	Valor Descontado al	20200519	52,472,722.00-	52,472,722.00	378,687,481.00	378,687,481.00-
24 24 01 02 01	Nómina Administrativ	20200509	52,472,722.00-	52,472,722.00	47,470,634.00	47,470,634.00-
24 24 01 02 02	Nómina de Docentes	20200519	0.00	0.00	231,958,670.00	231,958,670.00-
24 24 01 02 03	Nómina de Pensionado	20200511	0.00	0.00	30,510,800.00	30,510,800.00-
24 24 01 02 90	Saldo Inicial	20200102	0.00	0.00	68,747,377.00	68,747,377.00-
24 24 02	Aportes A Seguridad	20200519	917,186,007.00-	923,747,007.00	1109,366,276.00	1102,805,276.00-
24 24 02 01	Pago Salud Nominas	20200512	640,572,012.00-	647,133,012.00	6,561,000.00	0.00
24 24 02 02	Valor Descontado al	20200519	276,613,995.00-	276,613,995.00	1102,805,276.00	1102,805,276.00-
24 24 02 02 01	Nómina de Administra	20200519	276,613,995.00-	276,613,995.00	40,889,534.00	40,889,534.00-
24 24 02 02 02	Nómina de Docentes	20200509	0.00	0.00	183,539,211.00	183,539,211.00-

De : ENE 1/2020 A : ENE 31/2020

C U E N T A	D E S C R I P C I O N	U L T. M O V.	S A L D O A N T E R I O R	D E B I T O S	C R E D I T O S	N U E V O S A L D O
24 24 02 02 03	Nómina de Pensionado	20200511	0.00	0.00	560,288,200.00	560,288,200.00-
24 24 02 02 90	Saldo Inicial	20200228	0.00	0.00	318,088,331.00	318,088,331.00-
24 24 04	Sindicatos	20200430	61,269.00-	13,965,108.00	16,563,773.00	2,659,934.00-
24 24 05	Cooperativas	20200430	0.00	24,964,242.00	42,518,945.00	17,554,703.00-
24 24 06	Fondos De Empleados	20200430	8,190,594.00-	592,273,089.00	1044,073,561.00	459,991,066.00-
24 24 07	Libranzas	20200518	200,000.00-	197,051,049.00	368,292,783.00	171,441,734.00-
24 24 08	Contrato de Medicina	20200430	70,070.00-	27,316,514.00	138,057,679.00	110,811,235.00-
24 24 11	Embargos Judiciales	20200515	1,156,695.00-	6,703,346.00	34,884,669.00	29,338,018.00-
24 24 13	Cuenta de Ahorro Fom	20200430	0.00	29,435,931.00	30,029,096.00	593,165.00-
24 24 90	Otros Descuentos De	20200512	26,160,596.00-	39,109,933.00	130,648,903.00	117,699,566.00-
24 24 90 01	Asociacion De Tercer	20200430	353,275.00-	4,835,133.00	115,367,811.00	110,885,953.00-
24 24 90 02	Descuento a empleado	20200512	19,854,400.00-	34,274,800.00	14,648,100.00	227,700.00-
24 24 90 02 90	Saldo Inicial	20200512	19,854,400.00-	34,274,800.00	14,648,100.00	227,700.00-
24 24 90 05	Descuentos para terc	20200214	5,952,921.00-	0.00	632,992.00	6,585,913.00-
24 36	RETENCIÓN EN LA FUEN	20200526	1455,846,079.00-	1592,228,828.00	370,575,967.00	234,193,218.00-
24 36 03	Honorarios	20200526	53,926,231.00-	77,127,884.00	50,615,552.00	27,413,899.00-
24 36 03 21	Honorarios 10%	20200526	42,043,782.00-	65,107,396.00	46,127,228.00	23,063,614.00-
24 36 03 22	Honorarios 11%	20200519	4,011,602.00-	4,149,641.00	276,078.00	138,039.00-
24 36 03 23	Honorarios 7% Profes	20200413	2,885,194.00-	2,885,194.00	231,872.00	231,872.00-
24 36 03 32	Diseño Pag Web Y Con	20200413	4,985,653.00-	4,985,653.00	3,980,374.00	3,980,374.00-
24 36 05	Servicios	20200526	78,443,262.00-	85,287,903.00	14,006,270.00	7,161,629.00-
24 36 05 51	Servicios En General	20200413	4,019,035.00-	4,019,035.00	241,200.00	241,200.00-
24 36 05 52	Servicios Genral Dec	20200526	40,480,412.00-	45,467,533.00	10,050,030.00	5,062,909.00-
24 36 05 55	Transporte Aereo Mar	20200113	18,138.00-	18,138.00	0.00	0.00
24 36 05 57	Servicios 2% Aseo-Vi	20200514	7,043,670.00-	7,043,670.00	0.00	0.00
24 36 05 70	Transporte nal pasaj	20200512	9,430,449.00-	11,287,969.00	3,248,988.00	1,391,468.00-
24 36 05 72	Restaurantes Hotele	20200514	17,451,558.00-	17,451,558.00	466,052.00	466,052.00-
24 36 06	Arrendamientos	20200520	17,833,614.00-	21,142,171.00	6,801,290.00	3,492,733.00-
24 36 06 13	Bienes Inmuebles No	20200520	17,833,614.00-	21,142,171.00	6,801,290.00	3,492,733.00-
24 36 08	Compras	20200526	22,555,720.00-	23,064,562.00	1,226,961.00	718,119.00-
24 36 08 25	Compras 3.5% No Decl	20200512	2,777,746.00-	2,777,746.00	0.00	0.00
24 36 08 26	Compras 2 5% Declara	20200526	19,777,974.00-	20,286,816.00	1,226,961.00	718,119.00-
24 36 15	Rentas De Trabajo	20200526	293,324,631.00-	313,416,631.00	109,903,893.00	89,811,893.00-
24 36 15 11	Salarios Y Pagos Lab	20200512	208,634,165.00-	208,634,165.00	69,113,893.00	69,113,893.00-
24 36 15 12	Contratistas Rentas	20200526	84,690,466.00-	104,782,466.00	40,790,000.00	20,698,000.00-
24 36 25	Impuesto A Las Venta	20200526	82,930,982.00-	99,981,714.00	38,182,329.00	21,131,597.00-
24 36 25 14	Impuesto A Las Venta	20200526	82,930,982.00-	99,981,714.00	38,182,329.00	21,131,597.00-
24 36 26	Contratos De Constr	20200413	185,200.00-	185,200.00	0.00	0.00
24 36 26 11	Contratos De Obra Al	20200413	185,200.00-	185,200.00	0.00	0.00
24 36 27	Retención De Impuest	20200526	270,576,309.00-	284,102,101.00	31,395,369.00	17,869,577.00-
24 36 27 11	Reteica 9 66 X Mil	20200526	232,544,450.00-	244,730,200.00	27,367,344.00	15,181,594.00-
24 36 27 12	Reteica 11 04 X Mil	20200526	21,176,618.00-	21,466,798.00	1,928,301.00	1,638,121.00-
24 36 27 13	Reteica 6 9 X Mil	20200316	3,103,949.00-	3,888,910.00	1,569,922.00	784,961.00-
24 36 27 15	Reteica 4 14 X Mil	20200508	926,453.00-	1,007,597.00	162,288.00	81,144.00-
24 36 27 17	Reteica 13 8 X Mil	20200514	12,824,839.00-	13,008,596.00	367,514.00	183,757.00-
24 36 90	Otras Retenciones	20200526	636,070,130.00-	687,920,662.00	118,444,303.00	66,593,771.00-
24 36 90 51	Estimulos Academicos	20200514	3,583,048.00-	3,583,048.00	173,468.00	173,468.00-
24 36 90 53	Sar No Declarantes 3	20200413	21,056,063.00-	22,560,691.00	3,009,256.00	1,504,628.00-
24 36 90 54	Sar Declarantes 2.5	20200512	0.00	265,136.00	530,272.00	265,136.00-
24 36 90 60	Estampilla U D 1.0 %	20200515	3,249,998.00-	3,528,069.00	556,142.00	278,071.00-
24 36 90 62	Estampilla 1.1.% Udi	20200526	101,581,467.00-	109,725,280.00	18,241,397.00	10,097,584.00-
24 36 90 70	Estampilla Pro-Cultu	20200526	101,357,539.00-	109,689,310.00	19,186,745.00	10,854,974.00-
24 36 90 80	Estampilla Pro-Adult	20200415	85,854.00-	85,854.00	0.00	0.00
24 36 90 82	Estampilla Pro Adult	20200526	405,156,161.00-	438,483,274.00	76,747,023.00	43,419,910.00-
24 40	IMPUESTOS CONTRIBUC	20200415	144,116,529.00-	0.00	0.00	144,116,529.00-
24 40 23	Contribuciones	20200415	144,116,529.00-	0.00	0.00	144,116,529.00-

De : ENE 1/2020 A : ENE 31/2020

C U E N T A	D E S C R I P C I O N	U L T. M O V.	S A L D O A N T E R I O R	D E B I T O S	C R E D I T O S	N U E V O S A L D O
24 60	CRÉDITOS JUDICIALES	20200526	0.00	100,788,696.00	100,788,696.00	0.00
24 60 02	Sentencias	20200526	0.00	100,788,696.00	100,788,696.00	0.00
24 60 02 01	Sentencias Y Concili	20200526	0.00	100,788,696.00	100,788,696.00	0.00
24 90	OTRAS CUENTAS POR PA	20201228	988,025,580.00-	1319,607,105.00	872,941,317.00	541,359,792.00-
24 90 28	Seguros	20200522	8,387,318.00-	0.00	0.00	8,387,318.00-
24 90 32	Cheques No Cobrados	20201228	89,393,149.00-	3,723,664.00	6,111,843.00	91,781,328.00-
24 90 32 01	No Reclamados	20200508	47,169,107.00-	0.00	601,724.00	47,770,831.00-
24 90 32 03	Efectivos No Cobrado	20201228	42,224,042.00-	3,723,664.00	5,510,119.00	44,010,497.00-
24 90 50	Aportes Al Icbf Y Se	20200512	640,699,937.00-	637,976,200.00	2,260,913.00	4,984,650.00-
24 90 51	Servicios Públicos	20200526	0.00	301,651,640.00	304,852,860.00	3,201,220.00-
24 90 54	Honorarios	20200526	3,137,327.00-	334,842,762.00	358,993,386.00	27,287,951.00-
24 90 55	Servicios	20200526	360,286.00-	26,817,512.00	26,457,226.00	0.00
24 90 55 01	Servicios Tecnicos	20200526	0.00	6,781,502.00	6,781,502.00	0.00
24 90 55 02	Transportes Y Acarre	20200508	360,286.00-	20,036,010.00	19,675,724.00	0.00
24 90 57	Excedentes financier	20191331	235,872,923.00-	0.00	0.00	235,872,923.00-
24 90 57 01	Saldos de Convenios	20191331	91,895,542.00-	0.00	0.00	91,895,542.00-
24 90 57 02	Saldos Contratos	20191331	143,977,381.00-	0.00	0.00	143,977,381.00-
24 90 58	Arrendamiento Operat	20200526	0.00	14,595,327.00	18,819,103.00	4,223,776.00-
24 90 90	Otras Cuentas Por Pa	20200513	10,174,640.00-	0.00	155,445,986.00	165,620,626.00-
24 90 90 02	Retenciones a UD del	00000000	0.00	0.00	136,382,749.00	136,382,749.00-
24 90 90 06	Suscripciones	20200513	5,656,190.00-	0.00	19,063,237.00	24,719,427.00-
24 90 90 08	CUENTAS POR PAGAR EN	00000000	4,518,450.00-	0.00	0.00	4,518,450.00-
25	BENEFICIOS A LOS EMP	20200526	986071,598,939.00-	15634,347,105.00	12750,620,544.00	983187,872,378.00-
25 11	BENEFICIOS A LOS EMP	20200526	10292,683,329.00-	5695,410,429.00	7485,799,313.00	12083,072,213.00-
25 11 01	Nómina Por Pagar	20200526	2,997,958.00-	5695,410,429.00	5695,410,429.00	2,997,958.00-
25 11 02	Cesantías	20200522	6158,567,492.00-	0.00	188,972,464.00	6347,539,956.00-
25 11 02 01	Cesantías por girar	20200522	13,517,000.00-	0.00	0.00	13,517,000.00-
25 11 02 02	Cesantías Causadas	20200207	6145,050,492.00-	0.00	13,928,748.00	6158,979,240.00-
25 11 02 11	Cesantias Regomen Nu	20200330	0.00	0.00	175,043,716.00	175,043,716.00-
25 11 03	Intereses Sobre Cesa	20200330	750,538,535.00-	0.00	4,560,806.00	755,099,341.00-
25 11 03 11	Intereses Sobre Cesa	20200330	750,538,535.00-	0.00	4,560,806.00	755,099,341.00-
25 11 04	Vacaciones	20200330	0.00	0.00	456,080,553.00	456,080,553.00-
25 11 04 11	Vacaciones Provision	20200330	0.00	0.00	456,080,553.00	456,080,553.00-
25 11 05	Prima de vacaciones	20200330	0.00	0.00	228,314,035.00	228,314,035.00-
25 11 05 11	Prima de vacaciones	20200330	0.00	0.00	228,314,035.00	228,314,035.00-
25 11 06	Prima de servicios	20200330	3380,579,344.00-	0.00	456,230,513.00	3836,809,857.00-
25 11 06 11	Prima de servicios p	20200330	3380,579,344.00-	0.00	456,230,513.00	3836,809,857.00-
25 11 07	Prima de navidad	20200330	0.00	0.00	456,230,513.00	456,230,513.00-
25 11 07 11	Prima de navidad Pro	20200330	0.00	0.00	456,230,513.00	456,230,513.00-
25 12	BENEFICIOS A LOS EMP	20200526	9114,768,820.00-	13,928,748.00	281,036,837.00	9381,876,909.00-
25 12 04	Cesantías Retroactiv	20200526	9114,768,820.00-	13,928,748.00	281,036,837.00	9381,876,909.00-
25 12 04 01	Cesantías por Girar	20200526	9114,768,820.00-	13,928,748.00	0.00	9100,840,072.00-
25 12 04 11	Cesantías Retroactiv	20200330	0.00	0.00	281,036,837.00	281,036,837.00-
25 14	BENEFICIOS POSEMPLEO	20200511	966664,146,790.00-	9925,007,928.00	4983,784,394.00	961722,923,256.00-
25 14 01	Pensiones De Jubilac	20200506	0.00	4983,510,837.00	4983,510,837.00	0.00
25 14 04	Mesadas Pensionales	20181226	60,541,524.00-	0.00	0.00	60,541,524.00-
25 14 05	Cuotas Partes De Pen	20200422	14,374,295.00-	14,374,295.00	0.00	0.00
25 14 10	Cálculo Actuarial De	20200511	891867,795,851.00-	4927,122,796.00	273,557.00	886940,946,612.00-
25 14 10 01	Calculo Actuarial Pe	20191231	891867,795,851.00-	0.00	0.00	891867,795,851.00-
25 14 10 02	Mesadas Pagadas	20200324	0.00	4797,602,627.00	0.00	4797,602,627.00
25 14 10 04	Incremento Cotizacio	20200511	0.00	106,743,597.00	0.00	106,743,597.00
25 14 10 05	Subsidio Familiar	20200324	0.00	22,776,572.00	273,557.00	22,503,015.00
25 14 12	Cálculo Actuarial Fu	20191231	64827,984,236.00-	0.00	0.00	64827,984,236.00-
25 14 12 01	Cálculo Actuarial Bo	20191231	64827,984,236.00-	0.00	0.00	64827,984,236.00-
25 14 14	Cálculo Actuarial De	20191231	9893,450,884.00-	0.00	0.00	9893,450,884.00-

De : ENE 1/2020 A : ENE 31/2020

C U E N T A	D E S C R I P C I O N	U L T. M O V.	S A L D O A N T E R I O R	D E B I T O S	C R E D I T O S	N U E V O S A L D O
25 14 14 01	Calculo Actuarial De	20191231	9893,450,884.00-	0.00	0.00	9893,450,884.00-
27	PROVISIONES	20200521	1341,237,722.00-	100,788,696.00	100,788,696.00	1341,237,722.00-
27 01	LITIGIOS Y DEMANDAS	20200521	985,798,032.00-	100,788,696.00	100,788,696.00	985,798,032.00-
27 01 03	Administrativas	20200521	983,088,748.00-	0.00	0.00	983,088,748.00-
27 01 05	Laborales	20200518	2,709,284.00-	100,788,696.00	100,788,696.00	2,709,284.00-
27 90	PROVISIONES DIVERSAS	00000000	355,439,690.00-	0.00	0.00	355,439,690.00-
27 90 90	OTRAS PROVISIONES DI	00000000	355,439,690.00-	0.00	0.00	355,439,690.00-
27 90 90 01	PROVISIONES ILUD	00000000	355,439,690.00-	0.00	0.00	355,439,690.00-
29	OTROS PASIVOS	20200522	17013,935,196.00-	6585,337,623.00	2343,577,171.00	12772,174,744.00-
29 02	RECURSOS RECIBIDOS E	20200331	1708,380,639.00-	250,809,867.00	268,960,071.00	1726,530,843.00-
29 02 01	En Administración	20200331	1708,380,639.00-	250,809,867.00	268,960,071.00	1726,530,843.00-
29 02 01 03	En administración de	20200331	1706,094,529.00-	250,809,867.00	268,960,071.00	1724,244,733.00-
29 02 01 03 01	SALDO INICIAL	20191331	1706,094,529.00-	0.00	0.00	1706,094,529.00-
29 02 01 03 02	INGRESOS RECIBIDOS	20200331	0.00	0.00	262,765,280.00	262,765,280.00-
29 02 01 03 03	RENDIMIENTOS FINANCI	20200331	0.00	0.00	374,791.00	374,791.00-
29 02 01 03 11	SERVICIOS PERSONALES	20200331	0.00	85,634,415.00	0.00	85,634,415.00
29 02 01 03 13	GASTOS GENERALES	20200316	0.00	63,165,750.00	5,820,000.00	57,345,750.00
29 02 01 03 15	BENEFICIO INSTITUCIO	20200320	0.00	101,856,589.00	0.00	101,856,589.00
29 02 01 03 90	GASTOS BANCARIOS	20200221	0.00	153,113.00	0.00	153,113.00
29 02 01 04	En administración de	20190716	2,286,110.00-	0.00	0.00	2,286,110.00-
29 02 01 04 01	SALDO INICIAL	20190716	2,286,110.00-	0.00	0.00	2,286,110.00-
29 03	DEPÓSITOS RECIBIDOS	20200522	262,047,661.00-	263,870.00	0.00	261,783,791.00-
29 03 04	Depósitos Sobre Cont	20200511	243,995,993.00-	0.00	0.00	243,995,993.00-
29 03 90	Otros Depósitos	20200522	18,051,668.00-	263,870.00	0.00	17,787,798.00-
29 03 90 08	Ingresos Para Legali	20200522	17,352,756.00-	263,870.00	0.00	17,088,886.00-
29 03 90 23	Mayores Valores Cons	20191219	698,912.00-	0.00	0.00	698,912.00-
29 10	INGRESOS RECIBIDOS P	20200430	15043,506,896.00-	6334,263,886.00	2074,617,100.00	10783,860,110.00-
29 10 01	Intereses	20200201	391,946,024.00-	254,025,126.00	0.00	137,920,898.00-
29 10 01 02	DAVIVIENDA 68614 GRA	20200201	150,050,372.00-	150,050,371.00	0.00	1.00-
29 10 01 03	DAVIVIENDA 68618 CUR	20200131	3,139,383.00-	3,139,383.00	0.00	0.00
29 10 01 04	OCCIDENTE CTA 230857	20200201	108,317,337.00-	10,235,601.00	0.00	98,081,736.00-
29 10 01 05	OCCIDENTE CTA 230858	20200201	58,677,338.00-	47,421,002.00	0.00	11,256,336.00-
29 10 01 06	OCCIDENTE CTA 230858	20200201	71,761,594.00-	43,178,769.00	0.00	28,582,825.00-
29 10 26	Servicios educativos	20200430	13081,174,092.00-	5017,959,122.00	1539,809,942.00	9603,024,912.00-
29 10 26 03	Anticipos con otras	20200430	12506,189,239.00-	5017,897,060.00	1538,884,739.00	9027,176,918.00-
29 10 26 03 01	SALDO INICIAL	20191331	12506,189,239.00-	2151,664,759.00	0.00	10354,524,480.00-
29 10 26 03 02	INGRESOS RECIBIDOS	20200430	0.00	1,656,232.00	1489,030,669.00	1487,374,437.00-
29 10 26 03 03	RENDIMIENTOS FINANCI	20200331	0.00	0.00	137,684.00	137,684.00-
29 10 26 03 04	FACTURACION ENTRE PR	20200331	0.00	0.00	33,160,266.00	33,160,266.00-
29 10 26 03 11	SERVICIOS PERSONALES	20200331	0.00	847,257,980.00	0.00	847,257,980.00
29 10 26 03 12	SERVICIOS PERSONALES	20200330	0.00	107,249,054.00	0.00	107,249,054.00
29 10 26 03 13	GASTOS GENERALES	20200327	0.00	1093,012,011.00	16,556,120.00	1076,455,891.00
29 10 26 03 14	OTROS GASTOS	20200331	0.00	2,627,386.00	0.00	2,627,386.00
29 10 26 03 15	BENEFICIO INSTITUCIO	20200331	0.00	813,667,266.00	0.00	813,667,266.00
29 10 26 03 90	GASTOS BANCARIOS	20200331	0.00	762,372.00	0.00	762,372.00
29 10 26 04	Anticipos con otras	20200131	574,984,853.00-	62,062.00	925,203.00	575,847,994.00-
29 10 26 04 01	SALDO INICIAL	20191231	574,984,853.00-	0.00	0.00	574,984,853.00-
29 10 26 04 03	RENDIMIENTOS FINANCI	20200131	0.00	0.00	925,203.00	925,203.00-
29 10 26 04 90	GASTOS BANCARIOS	20200131	0.00	62,062.00	0.00	62,062.00
29 10 90	Otros ingresos recib	20200203	1570,386,780.00-	1062,279,638.00	534,807,158.00	1042,914,300.00-
31	PATRIMONIO DE LAS IN	20191331	2456182,452,506.00-	0.00	2151,664,759.00	2458334,117,265.00-
31 05	CAPITAL FISCAL	20171231	93821,892,396.00-	0.00	0.00	93821,892,396.00-
31 05 06	Capital Fiscal	20171231	93821,892,396.00-	0.00	0.00	93821,892,396.00-

C U E N T A	D E S C R I P C I O N	U L T. M O V.	S A L D O A N T E R I O R	D E B I T O S	C R E D I T O S	N U E V O S A L D O
31 09	RESULTADOS DE EJERCI	20191331	2393750,542,407.00-	0.00	2151,664,759.00	2395902,207,166.00-
31 09 01	Utilidades O Exceden	20191331	2393750,542,407.00-	0.00	2151,664,759.00	2395902,207,166.00-
31 09 01 01	RESUTLADO POR IMPACT	20190101	2213172,373,394.00-	0.00	0.00	2213172,373,394.00-
31 09 01 02	RESULTADO AÑO 2018	20190101	65555,286,320.00-	0.00	0.00	65555,286,320.00-
31 09 01 03	RESULTADO EJERCICIOS	00000000	97,063,481.00-	0.00	2151,664,759.00	2248,728,240.00-
31 09 01 04	RESULTADO AÑO 2019	20191331	114925,819,212.00-	0.00	0.00	114925,819,212.00-
31 51	GANANCIAS O PÉRDIDAS	20191231	31389,982,297.00	0.00	0.00	31389,982,297.00
31 51 01	Ganancias O Perdidas	20191231	256314,551,001.00	0.00	0.00	256314,551,001.00
31 51 02	Ganancias O Perdidas	20191231	224924,568,704.00-	0.00	0.00	224924,568,704.00-
43	VENTA DE SERVICIOS	20200526	0.00	0.00	3648,504,466.00	3648,504,466.00-
43 05	SERVICIOS EDUCATIVOS	20200526	0.00	0.00	945,074,874.00	945,074,874.00-
43 05 13	Educación Formal - S	20200526	0.00	0.00	240,645.00	240,645.00-
43 05 13 02	Superior Formación T	20200526	0.00	0.00	240,645.00	240,645.00-
43 05 14	Educación Formal - S	20200526	0.00	0.00	10,379,146.00	10,379,146.00-
43 05 14 02	Superior Formación P	20200526	0.00	0.00	973,896.00	973,896.00-
43 05 14 04	Superior Formación P	20200522	0.00	0.00	9,405,250.00	9,405,250.00-
43 05 14 04 03	Certificados De Nota	20200522	0.00	0.00	3,008,850.00	3,008,850.00-
43 05 14 04 06	Carnet	20200522	0.00	0.00	1,427,300.00	1,427,300.00-
43 05 14 04 07	Constancia De Estudi	20200522	0.00	0.00	2,831,660.00	2,831,660.00-
43 05 14 04 09	Copias De Actas De G	20200522	0.00	0.00	1,215,640.00	1,215,640.00-
43 05 14 04 10	Duplicado De Diploma	20200312	0.00	0.00	468,000.00	468,000.00-
43 05 14 04 12	Multas Y Sanciones	20200522	0.00	0.00	195,400.00	195,400.00-
43 05 14 04 13	Formularios De Pregr	20200430	0.00	0.00	258,400.00	258,400.00-
43 05 15	Educación Formal - S	20200526	0.00	0.00	298,760,325.00	298,760,325.00-
43 05 15 02	Superior Postgrados	20200526	0.00	0.00	289,836,880.00	289,836,880.00-
43 05 15 04	Superior Postgrados	20200522	0.00	0.00	8,923,445.00	8,923,445.00-
43 05 15 04 05	Sistematizacion	20200521	0.00	0.00	1,191,600.00	1,191,600.00-
43 05 15 04 06	Carnet	20200521	0.00	0.00	248,400.00	248,400.00-
43 05 15 04 13	Formularios De Posgr	20200522	0.00	0.00	7,483,445.00	7,483,445.00-
43 05 50	Servicios Conexos a	20200422	0.00	0.00	635,694,758.00	635,694,758.00-
43 05 50 10	BENEFICIO INSTITUCIO	20200422	0.00	0.00	635,694,758.00	635,694,758.00-
43 95	DEVOLUCIONES REBAJA	20200312	0.00	0.00	2703,429,592.00	2703,429,592.00-
43 95 01	Servicios Educativos	20200312	0.00	0.00	2703,429,592.00	2703,429,592.00-
43 95 01 50	SERVICIOS CONEXOS A	20200312	0.00	0.00	2703,429,592.00	2703,429,592.00-
43 95 01 50 01	INGRESOS ILUD - MATR	00000000	0.00	0.00	2702,390,192.00	2702,390,192.00-
43 95 01 50 02	INGRESOS ILUD - CERT	00000000	0.00	0.00	142,400.00	142,400.00-
43 95 01 50 04	CARNET	20200312	0.00	0.00	897,000.00	897,000.00-
44	TRANSFERENCIAS	20200507	0.00	0.00	6658,883,326.00	6658,883,326.00-
44 28	OTRAS TRANSFERENCIAS	20200507	0.00	0.00	6658,883,326.00	6658,883,326.00-
44 28 03	Para Ingresos De Fun	20200507	0.00	0.00	1755,443,026.00	1755,443,026.00-
44 28 03 01	Ley 30 1992 - Nacio	20200507	0.00	0.00	1755,443,026.00	1755,443,026.00-
44 28 90	OTRAS TRANSFERENCIAS	20200430	0.00	0.00	4903,440,300.00	4903,440,300.00-
44 28 90 01	ESTAMPILLA U DISTRIT	20200430	0.00	0.00	671,936,000.00	671,936,000.00-
44 28 90 02	ESTAMPILLA U DISTRIT	20200430	0.00	0.00	2902,514,500.00	2902,514,500.00-
44 28 90 03	ESTAMPILLA UD PASIVO	20200430	0.00	0.00	167,984,000.00	167,984,000.00-
44 28 90 04	ESTAMPILLA UD PASIVO	20200430	0.00	0.00	1161,005,800.00	1161,005,800.00-
47	OPERACIONES INTERINS	20200429	0.00	0.00	5719,529,511.00	5719,529,511.00-
47 05	FONDOS RECIBIDOS	20200429	0.00	0.00	5719,529,511.00	5719,529,511.00-
47 05 08	Funcionamiento	20200429	0.00	0.00	5719,529,511.00	5719,529,511.00-
48	OTROS INGRESOS	20200521	0.00	0.00	1947,204,147.00	1947,204,147.00-
48 02	FINANCIEROS	20200521	0.00	0.00	910,757,349.00	910,757,349.00-
48 02 01	Intereses Sobre Depó	20200521	0.00	0.00	130,983,611.00	130,983,611.00-

C U E N T A	D E S C R I P C I O N	U L T. M O V.	S A L D O A N T E R I O R	D E B I T O S	C R E D I T O S	N U E V O S A L D O
48 02 01 01	Intereses Cuentas de	20200521	0.00	0.00	121,799,445.00	121,799,445.00-
48 02 01 03	Intereses Cuentas de	20200521	0.00	0.00	5,891,106.00	5,891,106.00-
48 02 01 04	Intereses Cuenta Aho	20200521	0.00	0.00	2,364,619.00	2,364,619.00-
48 02 01 05	Intereses Recursos m	20200521	0.00	0.00	928,441.00	928,441.00-
48 02 13	Intereses CDT	20200430	0.00	0.00	92,089,376.00	92,089,376.00-
48 02 13 01	CDT Recursos Propios	20200430	0.00	0.00	92,089,376.00	92,089,376.00-
48 02 32	Rendimientos Sobre R	20200430	0.00	0.00	687,684,362.00	687,684,362.00-
48 02 32 01	RENDIMIENTOS ESTAMPI	20200430	0.00	0.00	152,803,307.00	152,803,307.00-
48 02 32 02	RENDIMIENTOS ESTAMPI	20200430	0.00	0.00	87,043,781.00	87,043,781.00-
48 02 32 03	RENDIMIENTO ESTAMPIL	20200430	0.00	0.00	403,136,867.00	403,136,867.00-
48 02 32 04	RENDIMIENTO ESTAMPIL	20200430	0.00	0.00	44,700,407.00	44,700,407.00-
48 08	INGRESOS DIVERSOS	20200519	0.00	0.00	1036,446,798.00	1036,446,798.00-
48 08 17	Arrendamiento Operat	20200312	0.00	0.00	419,357.00	419,357.00-
48 08 17 01	Arrendamientos Opera	20200312	0.00	0.00	419,357.00	419,357.00-
48 08 26	Recuperaciones	20200117	0.00	0.00	1030,582,332.00	1030,582,332.00-
48 08 26 06	Productos y servicio	20191331	0.00	0.00	1004,680,764.00	1004,680,764.00-
48 08 26 06 01	Ingresos por Product	20191331	0.00	0.00	1004,680,764.00	1004,680,764.00-
48 08 26 09	INGRESOS TASA RETORN	20200117	0.00	0.00	25,901,568.00	25,901,568.00-
48 08 27	Aprovechamientos	20200319	0.00	0.00	2,109,229.00	2,109,229.00-
48 08 27 02	Otros Ingresos Aprov	20200319	0.00	0.00	2,109,229.00	2,109,229.00-
48 08 37	Ajuste beneficios a	20200330	0.00	0.00	3,334,890.00	3,334,890.00-
48 08 90	Otros Ingresos Diver	20200519	0.00	0.00	990.00	990.00-
48 08 90 02	Ajuste Aproximacion	20200319	0.00	0.00	789.00	789.00-
48 08 90 03	Otros	20200519	0.00	0.00	201.00	201.00-
48 08 90 03 01	OTROS INGRESOS DIVER	20200519	0.00	0.00	201.00	201.00-
51	DE ADMINISTRACIÓN Y	20200526	0.00	2730,109,504.00	7,268,989.00	2722,840,515.00
51 01	SUELDO Y SALARIOS	20200428	0.00	980,031,966.00	3,655,080.00	976,376,886.00
51 01 01	Sueldos	20200428	0.00	765,127,098.00	3,655,080.00	761,472,018.00
51 01 03	Horas Extras Y Festi	20200318	0.00	9,473,330.00	0.00	9,473,330.00
51 01 05	Gastos De Representa	20200422	0.00	22,923,476.00	0.00	22,923,476.00
51 01 10	Prima Tecnica	20200422	0.00	143,984,520.00	0.00	143,984,520.00
51 01 19	Bonificaciones	20200422	0.00	27,274,102.00	0.00	27,274,102.00
51 01 19 01	Bonificacion Por Ser	20200422	0.00	27,274,102.00	0.00	27,274,102.00
51 01 23	Auxilio De Transport	20200422	0.00	5,820,032.00	0.00	5,820,032.00
51 01 60	Subsidio De Alimenta	20200422	0.00	5,429,408.00	0.00	5,429,408.00
51 02	CONTRIBUCIONES IMPUT	20200422	0.00	21,246,056.00	0.00	21,246,056.00
51 02 02	Subsidio Familiar	20200422	0.00	21,246,056.00	0.00	21,246,056.00
51 03	CONTRIBUCIONES EFECT	20200509	0.00	3,464,848.00	0.00	3,464,848.00
51 03 03	Cotizaciones A Segur	20200509	0.00	644,100.00	0.00	644,100.00
51 03 04	Aportes Sindicales	20200310	0.00	2,484,348.00	0.00	2,484,348.00
51 03 07	Cotizaciones A Entid	20200509	0.00	336,400.00	0.00	336,400.00
51 07	PRESTACIONES SOCIALE	20200512	0.00	437,956,814.00	0.00	437,956,814.00
51 07 01	Vacaciones	20200330	0.00	81,332,195.00	0.00	81,332,195.00
51 07 02	Cesantías	20200512	0.00	81,332,194.00	0.00	81,332,194.00
51 07 02 01	Cesantias Regimen Nu	20200512	0.00	31,215,296.00	0.00	31,215,296.00
51 07 02 02	Cesantias Regimen An	20200330	0.00	50,116,898.00	0.00	50,116,898.00
51 07 03	Intereses A Las Cesa	20200330	0.00	813,322.00	0.00	813,322.00
51 07 04	Prima De Vacaciones	20200428	0.00	44,053,223.00	0.00	44,053,223.00
51 07 05	Prima De Navidad	20200330	0.00	81,332,195.00	0.00	81,332,195.00
51 07 06	Prima De Servicios	20200428	0.00	81,745,588.00	0.00	81,745,588.00
51 07 07	Bonificación Especia	20200428	0.00	367,089.00	0.00	367,089.00
51 07 90	Otras Primas	20200422	0.00	65,862,713.00	0.00	65,862,713.00
51 07 90 01	Prima Por Antigüedad	20200422	0.00	52,859,078.00	0.00	52,859,078.00
51 07 90 02	Prima Secretarial	20200422	0.00	13,003,635.00	0.00	13,003,635.00
51 07 95	Otras Prestaciones S	20200318	0.00	1,118,295.00	0.00	1,118,295.00

C U E N T A	D E S C R I P C I O N	U L T. M O V.	S A L D O A N T E R I O R	D E B I T O S	C R E D I T O S	N U E V O S A L D O
51 07 95 02	Beneficio Permanenci	20200318	0.00	1,118,295.00	0.00	1,118,295.00
51 11	GENERALES	20200526	0.00	1278,887,528.00	0.00	1278,887,528.00
51 11 15	Mantenimiento	20200521	0.00	7,429,965.00	0.00	7,429,965.00
51 11 17	Servicios Públicos	20200526	0.00	306,866,470.00	0.00	306,866,470.00
51 11 18	Arrendamiento Operat	20200522	0.00	63,954,809.00	0.00	63,954,809.00
51 11 20	Publicidad Y Propaga	20191331	0.00	645,000.00	0.00	645,000.00
51 11 23	Comunicaciones Y Tra	20200505	0.00	1,937,009.00	0.00	1,937,009.00
51 11 25	Seguros Generales	20200331	0.00	171,234,762.00	0.00	171,234,762.00
51 11 79	Honorarios	20200522	0.00	476,878,421.00	0.00	476,878,421.00
51 11 90	Otros Gastos General	20200515	0.00	249,941,092.00	0.00	249,941,092.00
51 11 90 01	Otros Gastos	20200515	0.00	710.00	0.00	710.00
51 11 90 50	BENEFICIO INSTITUCIO	00000000	0.00	249,940,382.00	0.00	249,940,382.00
51 20	IMPUESTOS CONTRIBUC	20200115	0.00	8,522,292.00	3,613,909.00	4,908,383.00
51 20 17	Intereses De Mora	20200115	0.00	249.00	0.00	249.00
51 20 24	Gravamen A Los Movim	00000000	0.00	8,522,043.00	3,613,909.00	4,908,134.00
53	DETERIORO DEPRECIAC	20201231	0.00	215,815,946.00	0.00	215,815,946.00
53 60	DEPRECIACIÓN DE PROP	20201231	0.00	115,027,250.00	0.00	115,027,250.00
53 60 01	Edificaciones	20201231	0.00	115,027,250.00	0.00	115,027,250.00
53 68	PROVISIÓN LITIGIOS Y	20200518	0.00	100,788,696.00	0.00	100,788,696.00
53 68 05	Laborales	20200518	0.00	100,788,696.00	0.00	100,788,696.00
58	OTROS GASTOS	20200330	0.00	3,705.00	0.00	3,705.00
58 04	FINANCIEROS	00000000	0.00	3,686.00	0.00	3,686.00
58 04 90	Otros Gastos Financi	00000000	0.00	3,686.00	0.00	3,686.00
58 90	GASTOS DIVERSOS	20200330	0.00	19.00	0.00	19.00
58 90 16	Ajustes O Mermas Sin	20200330	0.00	19.00	0.00	19.00
58 90 16 02	Ajuste Aproximacion	20200330	0.00	19.00	0.00	19.00
63	COSTO DE VENTAS DE S	20200331	0.00	6521,451,449.00	0.00	6521,451,449.00
63 05	SERVICIOS EDUCATIVOS	20200331	0.00	6521,451,449.00	0.00	6521,451,449.00
63 05 07	Educación Formal - S	20200331	0.00	881,983,597.00	0.00	881,983,597.00
63 05 08	Educación Formal - S	20200331	0.00	5520,090,082.00	0.00	5520,090,082.00
63 05 50	Servicios Conexos A	20200331	0.00	119,377,770.00	0.00	119,377,770.00
72	SERVICIOS EDUCATIVOS	20200522	0.00	6524,829,836.00	6524,829,836.00	0.00
72 07	EDUCACIÓN FORMAL - S	20200422	0.00	881,983,597.00	881,983,597.00	0.00
72 07 03	Sueldos Y Salarios	20200422	0.00	881,983,597.00	0.00	881,983,597.00
72 07 03 01	Docentes De Planta T	20200422	0.00	881,983,597.00	0.00	881,983,597.00
72 07 03 01 01	Sueldo Básico Technol	20200422	0.00	836,599,414.00	0.00	836,599,414.00
72 07 03 01 20	Bonificación Por Ser	20200422	0.00	45,384,183.00	0.00	45,384,183.00
72 07 95	Traslado De Costos (20200331	0.00	0.00	881,983,597.00	881,983,597.00
72 07 95 03	Sueldos Y Salarios	20200331	0.00	0.00	881,983,597.00	881,983,597.00
72 08	GENERALES	20200522	0.00	5523,468,469.00	5523,468,469.00	0.00
72 08 02	Generales	20200522	0.00	86,300,126.00	0.00	86,300,126.00
72 08 02 02	Honorarios	20200522	0.00	28,575,526.00	0.00	28,575,526.00
72 08 02 04	Servicios	20200519	0.00	6,781,502.00	0.00	6,781,502.00
72 08 02 05	Gastos De Desplazami	20200506	0.00	19,538,715.00	0.00	19,538,715.00
72 08 02 06	Arrendamientos	20200521	0.00	8,333,333.00	0.00	8,333,333.00
72 08 02 09	Gastos de Desarrollo	20200513	0.00	19,063,237.00	0.00	19,063,237.00
72 08 02 19	Viaticos	20200417	0.00	4,007,813.00	0.00	4,007,813.00
72 08 02 19 01	Legalizados	20200417	0.00	4,007,813.00	0.00	4,007,813.00
72 08 03	Sueldos Y Salarios	20200422	0.00	3741,049,013.00	3,378,387.00	3737,670,626.00
72 08 03 01	Docentes De Planta T	20200422	0.00	3741,049,013.00	3,378,387.00	3737,670,626.00
72 08 03 01 01	Sueldo Básico	20200422	0.00	3620,174,608.00	3,378,387.00	3616,796,221.00
72 08 03 01 20	Bonificación Por Ser	20200422	0.00	120,874,405.00	0.00	120,874,405.00

C U E N T A	D E S C R I P C I O N	U L T. M O V.	S A L D O A N T E R I O R	D E B I T O S	C R E D I T O S	N U E V O S A L D O
72 08 05	Contribuciones Efect	20200511	0.00	4,741,574.00	0.00	4,741,574.00
72 08 05 01	Docentes De Planta T	20200511	0.00	4,741,574.00	0.00	4,741,574.00
72 08 05 01 02	Aporte A Caja De Com	20200511	0.00	553,400.00	0.00	553,400.00
72 08 05 01 03	Cotización A Segurid	20200511	0.00	1,321,224.00	0.00	1,321,224.00
72 08 05 01 05	Cotización A Riesgos	20200511	0.00	1,005,500.00	0.00	1,005,500.00
72 08 05 01 07	Cotización A Entidad	20200511	0.00	1,861,450.00	0.00	1,861,450.00
72 08 06	Aportes Sobre La Nóm	20200511	0.00	737,800.00	0.00	737,800.00
72 08 06 01	Docentes De Planta T	20200511	0.00	737,800.00	0.00	737,800.00
72 08 06 01 01	Aportes Al Icbf	20200511	0.00	737,800.00	0.00	737,800.00
72 08 09	Prestaciones Sociale	20200522	0.00	1690,639,956.00	0.00	1690,639,956.00
72 08 09 01	Docentes De Planta T	20200522	0.00	1690,639,956.00	0.00	1690,639,956.00
72 08 09 01 01	Vacaciones	20200330	0.00	374,748,359.00	0.00	374,748,359.00
72 08 09 01 02	Cesantias	20200522	0.00	374,748,359.00	0.00	374,748,359.00
72 08 09 01 03	Intereses Sobre Cesa	20200330	0.00	3,747,484.00	0.00	3,747,484.00
72 08 09 01 04	Prima De Vacaciones	20200330	0.00	187,599,118.00	0.00	187,599,118.00
72 08 09 01 05	Prima De Navidad	20200330	0.00	374,898,318.00	0.00	374,898,318.00
72 08 09 01 06	Prima De Servicios O	20200330	0.00	374,898,318.00	0.00	374,898,318.00
72 08 95	Traslado De Costos (20200331	0.00	0.00	5520,090,082.00	5520,090,082.00-
72 08 95 02	Generales	20200331	0.00	0.00	86,300,126.00	86,300,126.00-
72 08 95 03	Sueldos Y Salarios	20200331	0.00	0.00	3737,670,626.00	3737,670,626.00-
72 08 95 05	Contribuciones Efect	20200331	0.00	0.00	4,741,574.00	4,741,574.00-
72 08 95 06	Aportes de Nomina	20200331	0.00	0.00	737,800.00	737,800.00-
72 08 95 09	Prestaciones Sociale	20200331	0.00	0.00	1690,639,956.00	1690,639,956.00-
72 50	SERVICIOS CONEXOS A	20200521	0.00	119,377,770.00	119,377,770.00	0.00
72 50 02	SERVICIOS CONEXOS A	20200521	0.00	114,421,538.00	0.00	114,421,538.00
72 50 02 02	Honorarios	20200326	0.00	20,095,317.00	0.00	20,095,317.00
72 50 02 04	Servicios	20191331	0.00	9,496,346.00	0.00	9,496,346.00
72 50 02 06	Arrendamientos	00000000	0.00	70,153,875.00	0.00	70,153,875.00
72 50 02 10	Otros Costos General	20200521	0.00	14,676,000.00	0.00	14,676,000.00
72 50 02 10 03	Inscripcion Seminari	20200521	0.00	14,676,000.00	0.00	14,676,000.00
72 50 10	Gastos De Personal D	20200507	0.00	4,956,232.00	0.00	4,956,232.00
72 50 10 01	Monitorias	20200507	0.00	4,956,232.00	0.00	4,956,232.00
72 50 95	Traslado De Costos (20200331	0.00	0.00	119,377,770.00	119,377,770.00-
72 50 95 02	Generales	20200331	0.00	0.00	114,421,538.00	114,421,538.00-
72 50 95 10	Gastos de Personal D	20200331	0.00	0.00	4,956,232.00	4,956,232.00-
81	ACTIVOS CONTINGENTES	20200526	6,548,000.00	63,586,032.00	0.00	70,134,032.00
81 90	OTROS ACTIVOS CONTIN	20200526	6,548,000.00	63,586,032.00	0.00	70,134,032.00
81 90 90	Otros Activos Contin	20200526	6,548,000.00	63,586,032.00	0.00	70,134,032.00
81 90 90 03	Otros Deudores	20171231	6,548,000.00	0.00	0.00	6,548,000.00
81 90 90 03 12	Pago Extemporaneo Re	20171231	6,548,000.00	0.00	0.00	6,548,000.00
81 90 90 90	Iva Por Reintegrar	20200526	0.00	63,586,032.00	0.00	63,586,032.00
83	DEUDORAS DE CONTROL	20200521	18038,463,424.00	11298,677,588.00	11326,147,708.00	18010,993,304.00
83 01	BIENES Y DERECHOS EN	20200521	16,514,033.00	12,174,115.00	12,174,115.00	16,514,033.00
83 01 02	Derechos	20200521	16,514,033.00	12,174,115.00	12,174,115.00	16,514,033.00
83 01 02 01	Avances Por Girar	20200521	9,564,033.00	10,424,115.00	10,424,115.00	9,564,033.00
83 01 02 02	Prestamos Ordinarios	20200309	6,950,000.00	1,750,000.00	1,750,000.00	6,950,000.00
83 15	BIENES Y DERECHOS RE	20191217	17034,584,076.00	0.00	0.00	17034,584,076.00
83 15 10	Propiedades Planta y	20191217	17034,584,076.00	0.00	0.00	17034,584,076.00
83 15 10 07	Componentes de las P	20191217	17034,584,076.00	0.00	0.00	17034,584,076.00
83 15 10 07 20	Equipo y Maquinaria	20181231	24,843,151.00	0.00	0.00	24,843,151.00
83 15 10 07 21	Equipo y Maquinaria	20181231	2,670,471.00	0.00	0.00	2,670,471.00
83 15 10 07 22	Instrumentos Musical	20191002	552,663,760.00	0.00	0.00	552,663,760.00
83 15 10 07 23	Equipo de Recreación	20181231	42,907,293.00	0.00	0.00	42,907,293.00
83 15 10 07 24	Equipo y Maquinaria	20181231	14,397,039.00	0.00	0.00	14,397,039.00

De : ENE 1/2020 A : ENE 31/2020

C U E N T A	D E S C R I P C I O N	U L T. M O V.	S A L D O A N T E R I O R	D E B I T O S	C R E D I T O S	N U E V O S A L D O
83 15 10 07 25	Herramientas y Acces	20190930	241,433,675.00	0.00	0.00	241,433,675.00
83 15 10 07 26	Equipo y Maquinaria	20191212	4852,802,580.00	0.00	0.00	4852,802,580.00
83 15 10 07 27	Equipos para Medicin	20191212	84,832,405.00	0.00	0.00	84,832,405.00
83 15 10 07 28	Muebles y Enseres	20190930	5015,716,680.00	0.00	0.00	5015,716,680.00
83 15 10 07 29	Equipo y Maquinaria	20191023	142,678,147.00	0.00	0.00	142,678,147.00
83 15 10 07 30	Equipo y Maquinaria	20191210	1635,996,205.00	0.00	0.00	1635,996,205.00
83 15 10 07 31	Equipo y Maquinaria	20191217	2649,661,518.00	0.00	0.00	2649,661,518.00
83 15 10 07 32	Libros	20181231	1639,830,373.00	0.00	0.00	1639,830,373.00
83 15 10 07 33	Software	20191204	134,150,779.00	0.00	0.00	134,150,779.00
83 69	DESEMBOLSOS BIENESTA	20190130	804,705,068.00	0.00	0.00	804,705,068.00
83 69 09	Gastos De Viaje	20190130	804,705,068.00	0.00	0.00	804,705,068.00
83 69 09 01	Avance Contrato Estu	20190130	804,705,068.00	0.00	0.00	804,705,068.00
83 70	GASTOS DE INVESTIGAC	20190903	152,938,727.00	0.00	0.00	152,938,727.00
83 70 90	GASTOS DIVERSOS	20190903	152,938,727.00	0.00	0.00	152,938,727.00
83 90	OTRAS CUENTAS DEUDOR	20200422	29,721,520.00	11286,503,473.00	11313,973,593.00	2,251,400.00
83 90 90	Otras Cuentas Deudor	20200422	29,721,520.00	11286,503,473.00	11313,973,593.00	2,251,400.00
83 90 90 01	Iva Por Reintegrar	20200417	2,251,400.00	0.00	0.00	2,251,400.00
83 90 90 02	cuenta puente para n	20200422	0.00	11286,503,473.00	11286,503,473.00	0.00
83 90 90 03	AVANCES SOBRE CONVEN	20200101	27,470,120.00	0.00	27,470,120.00	0.00
89	DEUDORAS POR CONTRA	20200526	18045,011,424.00-	39,644,235.00	75,760,147.00	18081,127,336.00-
89 05	ACTIVOS CONTINGENTES	20200526	6,548,000.00-	0.00	63,586,032.00	70,134,032.00-
89 05 90	Otros Activos Contin	20200526	6,548,000.00-	0.00	63,586,032.00	70,134,032.00-
89 15	DEUDORAS DE CONTROL	20200521	18038,463,424.00-	39,644,235.00	12,174,115.00	18010,993,304.00-
89 15 06	Bienes y derechos re	20191217	17034,584,076.00-	0.00	0.00	17034,584,076.00-
89 15 25	Bienes Y Derechos En	20200521	16,514,033.00-	12,174,115.00	12,174,115.00	16,514,033.00-
89 15 69	Desembolsos Bienesta	20190130	804,705,068.00-	0.00	0.00	804,705,068.00-
89 15 70	Gastos de Investigac	20190903	152,938,727.00-	0.00	0.00	152,938,727.00-
89 15 90	Otras Cuentas Deudor	20200417	29,721,520.00-	27,470,120.00	0.00	2,251,400.00-
91	PASIVOS CONTINGENTES	20200522	59805,953,394.00-	767,270,907.00	4246,450,632.00	63285,133,119.00-
91 20	LITIGIOS Y MECANISMO	20200512	4556,958,756.00-	1,129,691.00	0.00	4555,829,065.00-
91 20 01	Civiles	20200330	191,819,790.00-	0.00	0.00	191,819,790.00-
91 20 02	Laborales	20200330	356,742,961.00-	1,129,691.00	0.00	355,613,270.00-
91 20 04	Administrativos	20200512	4008,396,005.00-	0.00	0.00	4008,396,005.00-
91 90	OTRAS RESPONSABILIDA	20200522	55248,994,638.00-	766,141,216.00	4246,450,632.00	58729,304,054.00-
91 90 90	Otras Responsabilida	20200522	55248,994,638.00-	766,141,216.00	4246,450,632.00	58729,304,054.00-
91 90 90 10	Contratacion 2018	20200522	0.00	0.00	4246,450,632.00	4246,450,632.00-
91 90 90 10 01	Contratos Juridica	20200522	0.00	0.00	4246,450,632.00	4246,450,632.00-
91 90 90 50	Reservas 2017	20200522	36359,896,140.00-	766,141,216.00	0.00	35593,754,924.00-
91 90 90 50 01	Reservas Funcionamie	20200522	7832,640,069.00-	573,729,724.00	0.00	7258,910,345.00-
91 90 90 50 02	Reservas Inversion	20200521	26934,719,611.00-	192,411,492.00	0.00	26742,308,119.00-
91 90 90 50 03	Reservas Pensiones	20191231	1592,536,460.00-	0.00	0.00	1592,536,460.00-
91 90 90 60	Pasivos 2016	20200519	18889,098,498.00-	0.00	0.00	18889,098,498.00-
93	ACREEDORAS DE CONTRO	20180830	8,799,999.00-	0.00	0.00	8,799,999.00-
93 06	BIENES RECIBIDOS EN	20180830	8,799,999.00-	0.00	0.00	8,799,999.00-
93 06 17	Propiedades Planta y	20180830	8,799,999.00-	0.00	0.00	8,799,999.00-
93 06 17 01	Grupo 2-21 Equipo Ma	20180830	8,799,999.00-	0.00	0.00	8,799,999.00-
99	ACREEDORAS POR CONTR	20200522	59814,753,393.00	4246,450,632.00	767,270,907.00	63293,933,118.00
99 05	RESPONSABILIDADES CO	20200522	59805,953,394.00	4246,450,632.00	767,270,907.00	63285,133,119.00
99 05 05	Litigios Y Mecanismo	20200512	4556,958,756.00	0.00	1,129,691.00	4555,829,065.00
99 05 05 01	Procesos Civiles	20200330	191,819,790.00	0.00	0.00	191,819,790.00
99 05 05 02	Resp Cont Laborales	20200330	356,742,961.00	0.00	1,129,691.00	355,613,270.00
99 05 05 04	Respon s Cont miis	20200512	4008,396,005.00	0.00	0.00	4008,396,005.00

C U E N T A	D E S C R I P C I O N	U L T. M O V.	S A L D O A N T E R I O R	D E B I T O S	C R E D I T O S	N U E V O S A L D O
99 05 90	Otras Responsabilida	20200522	55248,994,638.00	4246,450,632.00	766,141,216.00	58729,304,054.00
99 05 90 01	Otras Responsabilida	20200522	55248,994,638.00	4246,450,632.00	766,141,216.00	58729,304,054.00
99 15	ACREEDORAS DE CONTRO	20180830	8,799,999.00	0.00	0.00	8,799,999.00
99 15 02	Bienes Recibidos en	20180830	8,799,999.00	0.00	0.00	8,799,999.00
T O T A L E S ==>			0.00	107720,898,878.00	107720,898,878.00	0.00
