




UNIVERSIDAD DISTRITAL
FRANCISCO JOSÉ DE CALDAS

ESTADOS FINANCIEROS TRIMESTRALES | Universidad Distrital Francisco José de Caldas



Universidad Distrital
Francisco José de Caldas
Bogotá D.C., Abril 2019

ESTADOS FINANCIEROS TRIMESTRALES Marzo de 2019







BOGOTÁ DISTRITO CAPITAL
UNIVERSIDAD DISTRITAL FRANCISCO JOSE DE CALDAS

ESTADO DE EJECUCIÓN FINANCIERA
A 31 DE MARZO DEL 2019
EN COLOMBIA


| Código | Descripción | Nota | Año 2018 | Año 2019 |
|-----------|--|------|------------------------|----------------------------|
| 1 | ACTIVO | | 753.898.766.549 | 3.200.309.137.980 |
| | ACTIVO CORRIENTE | | 315.784.769.990 | 273.714.923.305 |
| 11 | EFFECTIVO Y EQUIVALENTES AL EFFECTIVO | | 92.323.155.739 | 39.142.312.144 ✓ |
| 1110 | DEPÓSITOS EN INSTITUCIONES FINANCIERAS | | 92.323.155.739 | 39.142.312.144 |
| 12 | INVERSIONES E INSTRUMENTOS DERIVADOS | | 38.405.860.512 | 57.958.863.648 ✓ |
| 1221 | INVERSIONES DE ADMINISTRACIÓN DE LIQUIDEZ A VALOR DE MERCADO (VALOR RAZONABLE) CON CAMBIOS EN EL RESULTADO | | 38.405.860.512 | 57.958.863.648 |
| 13 | CUENTAS POR COBRAR | | 97.008.201.807 | 9.375.105.282 ✓ |
| 1311 | CONTRIBUCIONES, TASAS E INGRESOS NO TRIBUTARIOS | | 54.854.704.017 | 27.869.206 |
| 1317 | PRESTACIÓN DE SERVICIOS | | 202.364.590 | 277.190.800 |
| 1337 | TRANSFERENCIAS POR COBRAR | | 4.398.694 | 1.770.473 |
| 1384 | OTRAS CUENTAS POR COBRAR | | 41.946.734.506 | 9.068.274.803 |
| 14 | PRÉSTAMOS POR COBRAR | | 884.745.966 | 789.685.876 ✓ |
| 1415 | PRÉSTAMOS CONCEDIDOS | | 884.745.966 | 789.685.876 |
| 15 | INVENTARIOS | | 5.034.490 | 0 |
| 1514 | MATERIALES Y SUMINISTROS | | 5.034.490 | 0 |
| 19 | OTROS ACTIVOS | | 87.157.771.476 | 166.448.956.355 ✓ |
| 1902 | PLAN DE ACTIVOS PARA BENEFICIOS A LOS EMPLEADOS A LARGO PLAZO | | 1.917.458.164 | 1.769.663.228 |
| 1904 | PLAN DE ACTIVOS PARA BENEFICIOS POSEMPLEO | | 81.639.708.398 | 109.827.313.121 |
| 1905 | BIENES Y SERVICIOS PAGADOS POR ANTICIPADO | | 1.085.464.418 | 1.163.324.925 |
| 1906 | AVANCES Y ANTICIPOS ENTREGADOS | | 803.645.430 | 488.106.826 |
| 1908 | RECURSOS ENTREGADOS EN ADMINISTRACIÓN | | 0 | 52.589.796.421 |
| 1909 | DEPÓSITOS ENTREGADOS EN GARANTÍA | | 574.864.811 | 610.751.834 |
| 1970 | ACTIVOS INTANGIBLES | | 7.063.958.626 | 260.879.048 |
| 1975 | AMORTIZACIÓN ACUMULADA DE ACTIVOS INTANGIBLES (CR) | | -5.927.328.371 | -260.879.048 |
| | ACTIVO NO CORRIENTE | | 438.113.996.559 | 2.926.594.214.675 ✓ |
| 16 | PROPIEDADES, PLANTA Y EQUIPO | | 334.157.283.338 | 273.159.351.955 ✓ |
| 1605 | TERRENOS | | 93.616.500.670 | 93.616.500.670 |
| 1615 | CONSTRUCCIONES EN CURSO | | 2.872.009.990 | 2.872.009.990 |
| 1635 | BIENES MUEBLES EN BODEGA | | 0 | 0 |
| 1640 | EDIFICACIONES | | 174.394.345.951 | 170.055.069.234 |
| 1655 | MAQUINARIA Y EQUIPO | | 5.867.156.899 | 674.895.146 |
| 1660 | EQUIPO MÉDICO Y CIENTÍFICO | | 60.420.820.985 | 4.788.185.046 |
| 1665 | MUEBLES, ENSERES Y EQUIPO DE OFICINA | | 14.951.644.627 | 6.034.313.582 |
| 1670 | EQUIPOS DE COMUNICACIÓN Y COMPUTACIÓN | | 52.887.715.849 | 3.525.613.321 |
| 1675 | EQUIPOS DE TRANSPORTE, TRACCIÓN Y ELEVACIÓN | | 518.743.199 | 294.714.234 |
| 1680 | EQUIPOS DE COMEDOR, COCINA, DESPENSA Y HOTELERÍA | | 376.689.995 | 490.000 |
| 1681 | BIENES DE ARTE Y CULTURA | | 5.307.140.092 | 9.296.091 |
| 1685 | DEPRECIACIÓN ACUMULADA DE PROPIEDADES, PLANTA Y EQUIPO (CR) | | -77.055.484.919 | -8.711.735.359 |
| 17 | BIENES DE USO PÚBLICO E HISTÓRICOS Y CULTURALES | | 103.956.713.221 | 104.363.790.402 ✓ |
| 1705 | BIENES DE USO PÚBLICO EN CONSTRUCCIÓN | | 6.255.336.530 | 4.703.184.968 |
| 1710 | BIENES DE USO PÚBLICO EN SERVICIO (Bibliotecas) | | 66.137.662.600 | 66.137.662.600 |
| 1715 | BIENES HISTÓRICOS Y CULTURALES (Monumentos y otros) | | 31.563.714.091 | 33.522.942.834 |
| 19 | OTROS ACTIVOS | | 0 | 2.549.071.072.318 ✓ |
| 1904 | PLAN DE ACTIVOS PARA BENEFICIOS POSEMPLEO | | 0 | 2.549.071.072.318 |

| Código | Descripción | Nota | Año 2018 | Año 2019 |
|-----------|---|------|-------------------------|--------------------------|
| 2 | PASIVO | | 878.732.523.214 | 921.776.070.965 |
| | PASIVO CORRIENTE | | 878.167.212.223 | 921.083.095.717 |
| 24 | CUENTAS POR PAGAR | | 10.511.644.064 | 9.613.058.662 |
| 2401 | ADQUISICIÓN DE BIENES Y SERVICIOS NACIONALES | | 2.107.038.664 | 1.440.700.314 |
| 2407 | RECURSOS A FAVOR DE TERCEROS | | 3.761.916.821 | 4.621.539.558 |
| 2424 | DESCUENTOS DE NÓMINA | | 3.239.464.778 | 2.419.460.688 |
| 2436 | RETENCIÓN EN LA FUENTE E IMPUESTO DE TIMBRE | | 793.683.999 | 682.583.322 |
| 2440 | IMPUESTOS, CONTRIBUCIONES Y TASAS | | 160.295.914 | 141.338.529 |
| 2460 | CRÉDITOS JUDICIALES | | 14.672.245 | 0 |
| 2490 | OTRAS CUENTAS POR PAGAR | | 434.571.643 | 307.436.251 |
| 25 | BENEFICIOS A LOS EMPLEADOS | | 843.910.609.546 | 891.827.738.881 |
| 2511 | BENEFICIOS A LOS EMPLEADOS A CORTO PLAZO | | 9.857.482.238 | 5.899.805.576 |
| 2512 | BENEFICIOS A LOS EMPLEADOS A LARGO PLAZO | | 8.020.437.514 | 9.914.782.697 |
| 2514 | BENEFICIOS POSEMPLEO - PENSIONES | | 826.032.689.794 | 876.013.150.608 |
| 29 | OTROS PASIVOS | | 23.744.958.613 | 19.642.298.174 |
| 2902 | RECURSOS RECIBIDOS EN ADMINISTRACIÓN | | 3.731.499.897 | 4.081.039.780 |
| 2903 | DEPÓSITOS RECIBIDOS EN GARANTÍA | | 4.556.820.743 | 261.130.566 |
| 2910 | INGRESOS RECIBIDOS POR ANTICIPADO | | 15.456.637.973 | 15.300.127.828 |
| | PASIVO NO CORRIENTE | | 565.310.991 | 692.975.248 |
| 25 | BENEFICIOS A LOS EMPLEADOS | | 565.310.991 | 692.975.248 |
| 2514 | BENEFICIOS POSEMPLEO - PENSIONES | | 64.312.884 | 60.541.524 |
| 2701 | LITIGIOS Y DEMANDAS | | 500.998.107 | 632.433.724 |
| 3 | PATRIMONIO | | -124.833.756.665 | 2.278.533.067.015 |
| 31 | PATRIMONIO DE LAS INSTITUCIONES DE EDUCACIÓN SUPERIOR PÚBLICAS | | -124.833.756.665 | 2.278.533.067.015 |
| 3105 | CAPITAL FISCAL | | 93.821.892.396 | 93.821.892.396 |
| 3109 | RESULTADOS DE EJERCICIOS ANTERIORES | | 515.249.968 | 2.278.727.659.714 |
| 3110 | RESULTADO DEL EJERCICIO | | 18.429.657.247 | 21.049.969.171 |
| 3145 | IMPACTOS POR TRANSICIÓN NUEVO MARCO REGULACIÓN | | -237.600.556.277 | 0 |
| 3151 | GANANCIAS O PÉRDIDAS POR PLANES DE BENEFICIOS | | 0 | -115.066.454.266 |
| | TOTAL PASIVO Y PATRIMONIO | | 753.898.766.549 | 3.200.309.137.980 |

| Código | Descripción | Nota | Año 2018 | Año 2019 |
|-----------|--|------|-------------------------|------------------------|
| 8 | CUENTAS DE ORDEN DEUDORAS | | 0 | 0 |
| 81 | ACTIVOS CONTINGENTES | | 705.158.278.011 | 18.835.200 |
| 8190 | OTROS ACTIVOS CONTINGENTES | | 705.158.278.011 | 18.835.200 |
| 83 | DEUDORAS DE CONTROL | | 5.841.520.636 | 17.445.692.156 |
| 8301 | BIENES Y DERECHOS ENTREGADOS EN GARANTÍA | | 12.643.318 | 12.602.860 |
| 8315 | BIENES Y DERECHOS RETIRADOS | | 4.830.855.419 | 16.503.212.602 |
| 8369 | DESEMBOLSOS BIENESTAR UNIVERSITARIO | | 730.705.068 | 804.705.068 |
| 8390 | OTRAS CUENTAS DEUDORAS DE CONTROL | | 267.316.831 | 125.171.626 |
| 89 | DEUDORAS POR CONTRA (CR) | | -710.999.798.647 | -17.464.527.356 |
| 8905 | ACTIVOS CONTINGENTES POR CONTRA (CR) | | -705.158.278.011 | -18.835.200 |
| 8915 | DEUDORAS DE CONTROL POR CONTRA (CR) | | -5.841.520.636 | -17.445.692.156 |
| 9 | CUENTAS DE ORDEN ACREEDORAS | | 0 | 0 |
| 91 | PASIVOS CONTINGENTES | | 78.144.889.214 | 68.502.869.341 |
| 9120 | LITIGIOS Y MECANISMOS ALTERNATIVOS DE SOLUCIÓN DE CONFLICTOS | | 4.747.565.046 | 4.203.542.193 |
| 9149 | OTROS PASIVOS CONTINGENTES | | 0 | 0 |
| 9190 | OTROS PASIVOS CONTINGENTES | | 73.397.324.168 | 64.299.327.148 |
| 93 | ACREEDORAS DE CONTROL | | 70.547.767.693 | 8.799.999 |
| 9306 | BIENES RECIBIDOS EN CUSTODIA | | 0 | 8.799.999 |
| 9312 | LIQUIDACIÓN PROVISIONAL DE BONOS PENSIONALES | | 59.100.017.878 | 0 |
| 9390 | OTRAS CUENTAS ACREEDORAS DE CONTROL | | 11.447.749.815 | 0 |
| 99 | ACREEDORAS POR CONTRA (DB) | | -148.692.656.907 | -68.511.669.340 |
| 9905 | PASIVOS CONTINGENTES POR CONTRA (DB) | | -78.144.889.214 | -68.502.869.341 |
| 9915 | ACREEDORAS DE CONTROL POR CONTRA (DB) | | -70.547.767.693 | -8.799.999 |

Los suscritos Representante Legal, el Vicerrector Administrativo y Financiero, el Jefe de la División de Recursos Financieros y el Jefe de la Sección de Contabilidad de la Universidad Distrital Francisco Jose de Caldas certifican que los saldos contables agregados a 31 de marzo del 2019, fueron tomados fielmente de los libros de contabilidad consolidados de conformidad con la información suministrada por las diferentes áreas académicas y/o administrativas, que la contabilidad se elaboró conforme a la normatividad del Régimen de Contabilidad Pública Actual; y que la información revelada refleja en forma fidedigna la situación financiera, económica, social y ambiental de la Universidad.


RICARDO GARCÍA DUARTE RECTOR


ALVARO ESPINEL ORTEGA
 VICERRECTOR ADMINISTRATIVO Y FINANCIERO (E)


EUSEBIO ANTONIO RANGEL ROA
 JEFE DIVISIÓN DE RECURSOS FINANCIEROS


JESÚS ÁLVARO MAHECHA RANGEL
 JEFE SECCIÓN DE CONTABILIDAD



BOGOTÁ DISTRITO CAPITAL
UNIVERSIDAD DISTRITAL FRANCISCO JOSE DE CALDAS

ESTADO DE RESULTADO
 A 31 DE MARZO DEL 2019


Unidad de Ejecución Colombiana en Bogotá

| Código | Descripción | Nota | Año 2018 | Año 2019 |
|--|--|------|-----------------------|-----------------------|
| INGRESOS OPERACIONALES | | | 71.732.087.115 | 62.843.819.706 |
| 41 | INGRESOS FISCALES | | 7.801.888.570 | 11.192.051.535 |
| 4110 | NO TRIBUTARIOS | | 7.801.888.570 | 11.192.051.535 |
| 43 | VENTA DE SERVICIOS | | 10.895.366.937 | 12.990.199.126 |
| 4305 | SERVICIOS EDUCATIVOS | | 10.903.097.849 | 12.993.184.285 |
| 4395 | DEVOLUCIONES, REBAJAS Y DESCUENTOS EN VENTA DE SERVICIOS (DB) | | -7.730.912 | -2.985.159 |
| 44 | TRANSFERENCIAS Y SUBVENCIONES | | 5.871.926.812 | 6.289.413.904 |
| 4428 | OTRAS TRANSFERENCIAS | | 5.871.926.812 | 6.289.413.904 |
| 47 | OPERACIONES INTERINSTITUCIONALES | | 47.162.904.796 | 32.372.155.141 |
| 4705 | FONDOS RECIBIDOS | | 47.162.904.796 | 32.372.155.141 |
| 6 | COSTOS DE VENTAS | | 33.745.189.796 | 30.744.298.620 |
| 63 | COSTO DE VENTAS DE SERVICIOS | | 33.745.189.796 | 30.744.298.620 |
| 6305 | SERVICIOS EDUCATIVOS | | 33.745.189.796 | 30.744.298.620 |
| 5 | GASTOS OPERACIONALES | | 21.304.329.251 | 13.626.101.856 |
| 51 | DE ADMINISTRACIÓN Y OPERACIÓN | | 17.292.184.433 | 12.460.408.265 |
| 5101 | SUELDOS Y SALARIOS | | 2.867.658.415 | 2.936.233.910 |
| 5102 | CONTRIBUCIONES IMPUTADAS | | 85.288.892 | 59.803.755 |
| 5103 | CONTRIBUCIONES EFECTIVAS | | 937.345.169 | 1.154.787.419 |
| 5104 | APORTES SOBRE LA NÓMINA | | 147.742.800 | 61.078.850 |
| 5107 | PRESTACIONES SOCIALES | | 2.722.016.507 | 1.512.139.148 |
| 5108 | GASTOS DE PERSONAL DIVERSOS | | 4.697.718.822 | 0 |
| 5111 | GENERALES | | 5.834.218.517 | 6.735.014.050 |
| 5120 | IMPUESTOS, CONTRIBUCIONES Y TASAS | | 195.311 | 1.351.133 |
| 53 | DETERIORO, DEPRECIACIONES, AMORTIZACIONES Y PROVISIONES | | 4.012.144.818 | 1.165.693.591 |
| 5360 | DEPRECIACIÓN DE PROPIEDADES, PLANTA Y EQUIPO | | 3.364.476.708 | 345.081.750 |
| 5366 | AMORTIZACIÓN DE ACTIVOS INTANGIBLES | | 146.670.002 | 0 |
| 5368 | PROVISIÓN LITIGIOS Y DEMANDAS | | 500.998.107 | 820.611.841 |
| EXCEDENTE (DÉFICIT) OPERACIONAL | | | 16.682.568.068 | 18.473.419.230 |
| 4 | INGRESOS NO OPERACIONALES | | 1.747.089.892 | 2.666.404.977 |
| 48 | OTROS INGRESOS | | 1.747.089.892 | 2.666.404.977 |
| 4802 | FINANCIEROS | | 1.556.651.311 | 715.421.118 |
| 4808 | INGRESOS DIVERSOS | | 190.438.581 | 1.697.993.081 |
| 4830 | | | 0 | 252.990.778 |

~~11~~

| Código | Descripción | Nota | Año 2018 | Año 2019 |
|---|--------------------------------|------|-----------------------|-----------------------|
| 5 | GASTOS NO OPERACIONALES | | 713 | 89.855.036 |
| 58 | OTROS GASTOS | | 713 | 89.855.036 |
| 5802 | COMISIONES | | 0 | 47.696.723 |
| 5804 | FINANCIEROS | | 0 | 42.158.313 |
| 5890 | GASTOS DIVERSOS | | 713 | 0 |
| EXCEDENTE (DÉFICIT) NO OPERACIONAL | | | 18.429.657.247 | 21.049.969.171 |
| PARTIDAS EXTRAORDINARIAS | | | 0 | 0 |
| 4810 | INGRESOS EXTRAORDINARIOS | | 0 | 0 |
| 5810 | GASTOS EXTRAORDINARIOS | | 0 | 0 |
| EXCEDENTE O DÉFICIT DEL EJERCICIO | | | 18.429.657.247 | 21.049.969.171 |

Los suscritos Representante Legal, el Vicerrector Administrativo y Financiero, el Jefe de la División de Recursos Financieros y el Jefe de la Sección de Contabilidad de la Universidad Distrital Francisco Jose de Caldas certifican que los saldos contables agregados a 31 de marzo del 2019, fueron tomados fielmente de los libros de contabilidad consolidados de conformidad con la información suministrada por las diferentes áreas académicas y/o administrativas, que la contabilidad se elaboró conforme a la normatividad del Régimen de Contabilidad Pública Actual; y que la información revelada refleja en forma fidedigna la situación financiera, económica, social y ambiental de la Universidad.


RICARDO GARCÍA DUARTE RECTOR


ALVARO ESPINEL ORTEGA
 VICERRECTOR ADMINISTRATIVO Y FINANCIERO (E)


EUSEBIO ANTONIO RANGEL ROA
 JEFE DIVISIÓN DE RECURSOS FINANCIEROS


JESÚS ALVARO MAHECHA RANGEL
 JEFE SECCIÓN DE CONTABILIDAD



| C UENTA | D E S C R I P C I O N | U L T. M O V. | S A L D O A N T E R I O R | D E B I T O S | C R E D I T O S | N U E V O S A L D O |
|----------------|-----------------------|---------------|---------------------------|-------------------|-------------------|---------------------|
| 11 | EFFECTIVO Y EQUIVALEN | 20190426 | 47066,314,442.00 | 106602,388,564.00 | 114526,390,862.00 | 39142,312,144.00 |
| 11 10 | DEPÓSITOS EN INSTITU | 20190426 | 47066,314,442.00 | 106602,388,564.00 | 114526,390,862.00 | 39142,312,144.00 ✓ |
| 11 10 05 | Cuenta Corriente | 20190426 | 68,368,549.00 | 39062,529,607.00 | 39089,777,290.00 | 41,120,866.00 |
| 11 10 05 02 | Occidentes 05354-08 | 20190426 | 67,434,697.00 | 39062,529,607.00 | 39089,777,290.00 | 40,187,014.00 |
| 11 10 05 18 | 230-08502-9 BCO OCCI | 20181331 | 933,852.00 | 0.00 | 0.00 | 933,852.00 |
| 11 10 06 | Cuenta De Ahorro | 20190425 | 46997,945,893.00 | 67539,858,957.00 | 75436,613,572.00 | 39101,191,278.00 |
| 11 10 06 11 | Occidente 814618 Cta | 20190423 | 3319,893,886.00 | 14549,269,605.00 | 3000,000,000.00 | 14869,163,491.00 |
| 11 10 06 17 | Occidente 81462-6 No | 20190425 | 16606,561,631.00 | 43514,021,118.00 | 58287,149,120.00 | 1833,433,629.00 |
| 11 10 06 38 | Bancoccidente 230-85 | 20190410 | 1342,488,491.00 | 17,322,393.00 | 0.00 | 1359,810,884.00 |
| 11 10 06 39 | Occidente Inv MEN 88 | 20190329 | 17,627,019.00 | 105,611.00 | 0.00 | 17,732,630.00 |
| 11 10 06 59 | OCCI 230857187CONV P | 20190329 | 1219,371,692.00 | 367,493,566.00 | 137,483,837.00 | 1449,381,421.00 |
| 11 10 06 60 | OCCID 230-85892-0 SE | 20190329 | 609,537,037.00 | 3,572,346.00 | 0.00 | 613,109,383.00 |
| 11 10 06 61 | OCCID 230-85893-8 CO | 20190329 | 4400,610,999.00 | 1925,024,961.00 | 4267,641,009.00 | 2057,994,951.00 |
| 11 10 06 64 | OCCIDENTE 230-864282 | 20190329 | 4,968,447.00 | 2538,199,730.00 | 1577,292,950.00 | 965,875,227.00 |
| 11 10 06 70 | Bco Occidente 230-87 | 20190329 | 5407,603,119.00 | 44,677,123.00 | 2048,147,152.00 | 3404,133,090.00 |
| 11 10 06 71 | ITAU CTA 0055628129 | 20190329 | 26,296.00 | 31,661.00 | 57,957.00 | 0.00 |
| 11 10 06 75 | ITAU CTA 005 63121 2 | 20190329 | 551,111,536.00 | 2,726,388.00 | 553,837,924.00 | 0.00 |
| 11 10 06 86 | Cuenta de ahorro | 20190329 | 10681,700,920.00 | 3613,333,265.00 | 4273,734,573.00 | 10021,299,612.00 |
| 11 10 06 86 02 | CTA 230 87738 3 C | 20190329 | 12,262,017.00 | 30,272.00 | 0.00 | 12,292,289.00 |
| 11 10 06 86 03 | CTA 230 87733 4 | 20190329 | 140,637,020.00 | 601,190.00 | 0.00 | 141,238,210.00 |
| 11 10 06 86 04 | CTA 230 87836 5 CO | 20190329 | 18,335,664.00 | 45,266.00 | 0.00 | 18,380,930.00 |
| 11 10 06 86 06 | CTA 230 87753 2 CO | 20190329 | 147,289.00 | 183.00 | 0.00 | 147,472.00 |
| 11 10 06 86 07 | 230-87986-8 BCO OCCI | 20190329 | 10,394,546.00 | 25,662.00 | 0.00 | 10,420,208.00 |
| 11 10 06 86 10 | 230 88033 8 BCO OCC | 20190329 | 17,249,055.00 | 42,584.00 | 0.00 | 17,291,639.00 |
| 11 10 06 86 13 | CTA 230 88213 6 CONV | 20190301 | 1.00 | 0.00 | 1.00 | 0.00 |
| 11 10 06 86 14 | DAVIVIENDA 0092 0079 | 20190329 | 4271,269,375.00 | 1038,045,291.00 | 1710,381,057.00 | 3598,933,609.00 |
| 11 10 06 86 16 | DAVIV 0092 0079 8065 | 20190329 | 337,203,651.00 | 2,306,657.00 | 5,657,564.00 | 333,852,744.00 |
| 11 10 06 86 17 | DAVIV AHORROS FONDO | 20190329 | 2106,159,796.00 | 517,813,548.00 | 0.00 | 2623,973,344.00 |
| 11 10 06 86 18 | DAVIV 0092 0079 8081 | 20190329 | 87,758,672.00 | 387,165,382.00 | 222,253,730.00 | 252,670,324.00 |
| 11 10 06 86 20 | DAVIV 0092 7043 5366 | 20190329 | 1,081,206.00 | 7,519.00 | 0.00 | 1,088,725.00 |
| 11 10 06 86 22 | DAVIV 0092-7044-0218 | 20190329 | 1261,596,436.00 | 8,687,527.00 | 101,257,092.00 | 1169,026,871.00 |
| 11 10 06 86 23 | OCCIDENTE 23088652 5 | 20190329 | 1080,136,603.00 | 4,238,186.00 | 624,780,800.00 | 459,593,989.00 |
| 11 10 06 86 26 | 230-88676-4 BCO OCCI | 20190329 | 19,892,501.00 | 94,306.00 | 5,833,813.00 | 14,152,994.00 |
| 11 10 06 86 29 | CUENTA 0092-0081-699 | 20190329 | 374,851,457.00 | 2,316,915.00 | 149,384,052.00 | 227,784,320.00 |
| 11 10 06 86 30 | CTA 230-88783-8 BCO | 20190329 | 9,988,711.00 | 102,073,792.00 | 40,918,035.00 | 71,144,468.00 |
| 11 10 06 86 31 | CTA 230-88786-1 BCO | 20190329 | 18,343,785.00 | 49,488.00 | 18,042,999.00 | 350,274.00 |
| 11 10 06 86 32 | CTA AHORRO 230-88806 | 20190329 | 143,039,571.00 | 436,356.00 | 119,270,539.00 | 24,205,388.00 |
| 11 10 06 86 33 | CTA AHORR 230-88800- | 20190329 | 31,213,623.00 | 473,070,497.00 | 314,567,812.00 | 189,716,308.00 |
| 11 10 06 86 34 | CUENTA AHORRO OCCIDE | 20190329 | 533,823,389.00 | 617,792,113.00 | 448,400,000.00 | 703,215,502.00 |
| 11 10 06 86 35 | CUENTA AHORRO OCCIDE | 20190329 | 120,613,130.00 | 457,988,244.00 | 512,987,079.00 | 65,614,295.00 |
| 11 10 06 86 36 | OCCIDENTE CTA AHORRO | 20190329 | 85,703,422.00 | 502,287.00 | 0.00 | 86,205,709.00 |
| 11 10 06 87 | Proestampillas UN Pu | 20190329 | 1175,411,631.00 | 919,302,612.00 | 720,000,000.00 | 1374,714,243.00 |
| 11 10 06 88 | Cuenta de ahorro | 20190329 | 1661,033,189.00 | 44,778,578.00 | 571,269,050.00 | 1134,542,717.00 |
| 11 10 06 88 01 | DAVIVIENDA AHORRO 00 | 20190329 | 1409,501,549.00 | 9,593,639.00 | 528,930,186.00 | 890,165,002.00 |
| 11 10 06 88 02 | 0092-0079-8099 DAVIV | 20190329 | 251,531,640.00 | 35,184,939.00 | 42,338,864.00 | 244,377,715.00 |
| 12 | INVERSIONES E INSTRU | 20190402 | 54982,050,616.00 | 62565,498,212.00 | 59588,685,180.00 | 57958,863,648.00 ✓ |
| 12 21 | INVERSIONES DE ADMIN | 20190402 | 54982,050,616.00 | 62565,498,212.00 | 59588,685,180.00 | 57958,863,648.00 |
| 12 21 02 | Certificados De Depò | 20190402 | 37158,272,548.00 | 62565,498,212.00 | 59588,685,180.00 | 40135,085,580.00 |
| 12 21 02 01 | VALOR NOMINNAL CDT - | 20190402 | 6150,118,602.00 | 15022,776,103.00 | 6150,118,602.00 | 15022,776,103.00 |
| 12 21 02 02 | VALOR NOMINAL CDT - | 20190313 | 0.00 | 39475,451,973.00 | 18722,006,000.00 | 20753,445,973.00 |
| 12 21 02 03 | VALOR NOMINAL CDT - | 20190313 | 0.00 | 2539,048,897.00 | 903,923,400.00 | 1635,125,497.00 |
| 12 21 02 04 | VALOR NOMINAL CDT - | 20190311 | 0.00 | 5030,981,250.00 | 2500,000,000.00 | 2530,981,250.00 |

| C U E N T A | D E S C R I P C I O N | ULT. MOV. | SALDO ANTERIOR | DEBITOS | CREDITOS | NUEVO SALDO |
|----------------|-----------------------|-----------|------------------|------------------|------------------|------------------|
| 12 21 02 09 | CDT Recursos Cree Bc | 20190101 | 8105,456,000.00 | 0.00 | 8105,456,000.00 | 0.00 |
| 12 21 02 10 | CDT Recursos Cree Bc | 20190101 | 10616,550,000.00 | 0.00 | 10616,550,000.00 | 0.00 |
| 12 21 02 11 | CDT Recursos Pro Una | 20190101 | 903,923,400.00 | 0.00 | 903,923,400.00 | 0.00 |
| 12 21 02 12 | Recursos MEN Inversi | 20190101 | 2500,000,000.00 | 0.00 | 2500,000,000.00 | 0.00 |
| 12 21 02 13 | CDT Bancolombia REcu | 20190101 | 8800,000,000.00 | 0.00 | 8800,000,000.00 | 0.00 |
| 12 21 02 97 | VALORACION DE CDT | 20190402 | 82,224,546.00 | 497,239,989.00 | 386,707,778.00 | 192,756,757.00 |
| 12 21 02 97 01 | RECURSOS PROPIOS | 20190402 | 82,224,546.00 | 199,742,593.00 | 152,182,162.00 | 129,784,977.00 |
| 12 21 02 97 02 | RECURSOS CREE | 20190329 | 0.00 | 250,395,061.00 | 197,746,876.00 | 52,648,185.00 |
| 12 21 02 97 03 | RECURSOS PRO UNAL | 20190329 | 0.00 | 13,695,321.00 | 9,583,893.00 | 4,111,428.00 |
| 12 21 02 97 04 | RECURSOS MEN | 20190329 | 0.00 | 33,407,014.00 | 27,194,847.00 | 6,212,167.00 |
| 12 21 13 | Acciones Ordinarias | 20181231 | 17823,778,068.00 | 0.00 | 0.00 | 17823,778,068.00 |
| 12 21 13 01 | Acciones Nominales E | 20171231 | 38,488,382.00 | 0.00 | 0.00 | 38,488,382.00 |
| 12 21 13 97 | Valorizacion Histori | 20181231 | 17785,289,686.00 | 0.00 | 0.00 | 17785,289,686.00 |
| 13 | CUENTAS POR COBRAR | 20190412 | 10499,659,229.00 | 39400,023,489.00 | 40524,577,436.00 | 9375,105,282.00 |
| 13 11 | CONTRIBUCIONES TASA | 20190408 | 18,265,516.00 | 13,498,740.00 | 3,895,050.00 | 27,869,206.00 |
| 13 11 04 | Sanciones | 20190408 | 18,265,516.00 | 13,498,740.00 | 3,895,050.00 | 27,869,206.00 |
| 13 17 | PRESTACIÓN DE SERVIC | 20190411 | 319,766,114.00 | 0.00 | 42,575,314.00 | 277,190,800.00 |
| 13 17 01 | Servicios Educativos | 20190411 | 319,766,114.00 | 0.00 | 42,575,314.00 | 277,190,800.00 |
| 13 17 01 04 | Educación Formal - S | 20190411 | 319,766,114.00 | 0.00 | 42,575,314.00 | 277,190,800.00 |
| 13 17 01 04 01 | CXC Postgrado Vr. Hi | 20190411 | 319,766,114.00 | 0.00 | 42,575,314.00 | 277,190,800.00 |
| 13 37 | TRANSFERENCIAS POR C | 20190412 | 1,760,473.00 | 38665,105,484.00 | 38665,095,484.00 | 1,770,473.00 |
| 13 37 12 | Otras Transferencias | 20190412 | 1,760,473.00 | 38665,105,484.00 | 38665,095,484.00 | 1,770,473.00 |
| 13 37 12 01 | Entidades Nacionales | 20190412 | 0.00 | 6289,413,904.00 | 6289,413,904.00 | 0.00 |
| 13 37 12 04 | Entidades Distritale | 20190411 | 1,760,473.00 | 32375,691,580.00 | 32375,681,580.00 | 1,770,473.00 |
| 13 84 | OTRAS CUENTAS POR CO | 20190411 | 10159,867,126.00 | 721,419,265.00 | 1813,011,588.00 | 9068,274,803.00 |
| 13 84 08 | Cuotas Partes De Pen | 20190326 | 1375,526,602.00 | 0.00 | 1,744,853.00 | 1373,781,749.00 |
| 13 84 08 01 | Valor Historico Cuot | 20190326 | 1375,526,602.00 | 0.00 | 1,744,853.00 | 1373,781,749.00 |
| 13 84 13 | Devolución Iva Para | 20190228 | 2086,183,507.00 | 202,149,901.00 | 694,248,349.00 | 1594,085,059.00 |
| 13 84 90 | Otras Cuentas Por Co | 20190411 | 6698,157,017.00 | 519,269,364.00 | 1117,018,386.00 | 6100,407,995.00 |
| 13 84 90 01 | Saldo Favor Ctas Ban | 20181231 | 175,491,893.00 | 0.00 | 0.00 | 175,491,893.00 |
| 13 84 90 02 | Cuenta Por Cobrar A | 20190405 | 490,810,061.00 | 380,192,868.00 | 680,521,016.00 | 190,481,913.00 |
| 13 84 90 03 | Deudores | 20190411 | 89,221,617.00 | 6,494,784.00 | 7,053,719.00 | 88,662,682.00 |
| 13 84 90 04 | Subsidio Familiar | 20190411 | 22,094,740.00 | 2,717,963.00 | 709,024.00 | 24,103,679.00 |
| 13 84 90 05 | Medicina Prepagada | 20180420 | 3,298,627.00 | 0.00 | 0.00 | 3,298,627.00 |
| 13 84 90 06 | Sueldos Y Primas | 20190411 | 141,145,718.00 | 26,338.00 | 3,021,594.00 | 138,150,462.00 |
| 13 84 90 07 | Mayores Valores Gira | 20190123 | 76,463,550.00 | 0.00 | 607,155.00 | 75,856,395.00 |
| 13 84 90 08 | Comisiones Iva Grava | 20171231 | 2,682,895.00 | 0.00 | 0.00 | 2,682,895.00 |
| 13 84 90 09 | Aj Contra Devo1 5% | 20171231 | 322,515.00 | 0.00 | 0.00 | 322,515.00 |
| 13 84 90 10 | Mayores Valores Paga | 20190329 | 1579,429,904.00 | 490,404.00 | 4,930,798.00 | 1574,989,510.00 |
| 13 84 90 11 | Sentencia Mesada 14 | 20190329 | 145,264,127.00 | 3,364,893.00 | 490,404.00 | 148,138,616.00 |
| 13 84 90 12 | Cesantias Pagadas Po | 20190101 | 60,180,785.00 | 7,570,856.00 | 0.00 | 67,751,641.00 |
| 13 84 90 13 | CUENTAS POR COBRAR - | 20190331 | 3911,750,585.00 | 118,411,258.00 | 419,684,676.00 | 3610,477,167.00 |
| 14 | PRÉSTAMOS POR COBRAR | 20190411 | 792,126,688.00 | 28,770,856.00 | 31,211,668.00 | 789,685,876.00 |
| 14 15 | PRÉSTAMOS CONCEDIDOS | 20190411 | 792,126,688.00 | 28,770,856.00 | 31,211,668.00 | 789,685,876.00 |
| 14 15 25 | Creditos A Empleados | 20190411 | 792,126,688.00 | 28,770,856.00 | 31,211,668.00 | 789,685,876.00 |
| 14 15 25 14 | Ptamo Ordinario Adti | 20190411 | 62,192,691.00 | 435,410.00 | 12,143,062.00 | 50,485,039.00 |
| 14 15 25 14 01 | Vr. Historico Ptamo | 20190411 | 62,417,716.00 | 330,348.00 | 12,143,062.00 | 50,605,002.00 |
| 14 15 25 14 97 | Deterioro Ptamo Ordi | 20190329 | 225,025.00- | 105,062.00 | 0.00 | 119,963.00- |
| 14 15 25 66 | Ptmos Vivienda Admin | 20190411 | 723,762,678.00 | 28,335,446.00 | 19,068,606.00 | 733,029,518.00 |
| 14 15 25 66 01 | Vr. Historico Ptmos | 20190411 | 1064,211,046.00 | 431,181.00 | 19,068,606.00 | 1045,573,621.00 |
| 14 15 25 66 97 | Deterioro Ptmos Vivi | 20190329 | 340,448,368.00- | 27,904,265.00 | 0.00 | 312,544,103.00- |
| 14 15 25 77 | Ptmos Vivienda Docen | 20181001 | 6,171,319.00 | 0.00 | 0.00 | 6,171,319.00 |

| C U E N T A | D E S C R I P C I O N | ULT. MOV. | SALDO ANTERIOR | DEBITOS | CREDITOS | NUEVO SALDO |
|----------------|-----------------------|-----------|-------------------|-----------------|----------------|---------------------|
| 14 15 25 77 01 | Vr. Historico Ptmos | 20181001 | 6,171,319.00 | 0.00 | 0.00 | 6,171,319.00 |
| 15 | INVENTARIOS | 20190329 | 0.00 | 699,191,364.00 | 699,191,364.00 | 0.00 |
| 15 14 | MATERIALES Y SUMINIS | 20190329 | 0.00 | 699,191,364.00 | 699,191,364.00 | 0.00 |
| 15 14 05 | Materiales Reactivos | 20190312 | 0.00 | 9,236,805.00 | 9,236,805.00 | 0.00 |
| 15 14 05 01 | Elementos Reactivos | 20190312 | 0.00 | 9,236,805.00 | 9,236,805.00 | 0.00 |
| 15 14 15 | Materiales para Educ | 20190329 | 0.00 | 146,827,860.00 | 146,827,860.00 | 0.00 |
| 15 14 15 01 | Grupo 1-10 Útiles Es | 20190329 | 0.00 | 146,827,860.00 | 146,827,860.00 | 0.00 |
| 15 14 23 | Combustibles y Lubri | 20190329 | 0.00 | 11,173,551.00 | 11,173,551.00 | 0.00 |
| 15 14 23 01 | Grupo 1-02 Combustib | 20190329 | 0.00 | 11,173,551.00 | 11,173,551.00 | 0.00 |
| 15 14 24 | Elementos y Material | 20190329 | 0.00 | 140,434,579.00 | 140,434,579.00 | 0.00 |
| 15 14 24 01 | Grupo 1-04 Elementos | 20190329 | 0.00 | 140,434,579.00 | 140,434,579.00 | 0.00 |
| 15 14 90 | Otros Materiales Y S | 20190329 | 0.00 | 391,518,569.00 | 391,518,569.00 | 0.00 |
| 15 14 90 01 | Grupo 1-25 Materiale | 20190329 | 0.00 | 381,366,507.00 | 381,366,507.00 | 0.00 |
| 15 14 90 05 | Capacitación Bienes | 20190329 | 0.00 | 10,152,062.00 | 10,152,062.00 | 0.00 |
| 16 | PROPIEDADES PLANTA | 20190331 | 272878,974,393.00 | 1250,918,624.00 | 970,541,062.00 | 273159,351,955.00 ✓ |
| 16 05 | TERRENOS | 20180802 | 93616,500,670.00 | 0.00 | 0.00 | 93616,500,670.00 |
| 16 05 01 | Urbanos | 20171331 | 46916,937,100.00 | 0.00 | 0.00 | 46916,937,100.00 |
| 16 05 01 21 | Facultad Ingenieria | 20171331 | 19349,020,500.00 | 0.00 | 0.00 | 19349,020,500.00 |
| 16 05 01 21 01 | Valor Historico | 20171231 | 248,629,822.00 | 0.00 | 0.00 | 248,629,822.00 |
| 16 05 01 21 97 | Valorizacion Histori | 20171331 | 19100,390,678.00 | 0.00 | 0.00 | 19100,390,678.00 |
| 16 05 01 22 | Sede Posgrados Cll 3 | 20171331 | 887,793,500.00 | 0.00 | 0.00 | 887,793,500.00 |
| 16 05 01 22 01 | Valor Historico | 20171231 | 90,724,348.00 | 0.00 | 0.00 | 90,724,348.00 |
| 16 05 01 22 97 | Valorizacion Histori | 20171331 | 797,069,152.00 | 0.00 | 0.00 | 797,069,152.00 |
| 16 05 01 23 | Facultad Tecnologica | 20171331 | 4479,152,000.00 | 0.00 | 0.00 | 4479,152,000.00 |
| 16 05 01 23 01 | Valor Historico | 20171231 | 853,362,749.00 | 0.00 | 0.00 | 853,362,749.00 |
| 16 05 01 23 97 | Valorizacion Histori | 20171331 | 3625,789,251.00 | 0.00 | 0.00 | 3625,789,251.00 |
| 16 05 01 26 | Macarena B Facultad | 20171331 | 9800,000,000.00 | 0.00 | 0.00 | 9800,000,000.00 |
| 16 05 01 26 01 | Valor Historico | 20171231 | 331,322,898.00 | 0.00 | 0.00 | 331,322,898.00 |
| 16 05 01 26 97 | Valorizacion Histori | 20171331 | 9468,677,102.00 | 0.00 | 0.00 | 9468,677,102.00 |
| 16 05 01 29 | Facultad Artes Asab | 20171331 | 853,600,000.00 | 0.00 | 0.00 | 853,600,000.00 |
| 16 05 01 29 01 | Valor Historico | 20171231 | 5,217,020.00 | 0.00 | 0.00 | 5,217,020.00 |
| 16 05 01 29 97 | Valorizacion Histori | 20171331 | 848,382,980.00 | 0.00 | 0.00 | 848,382,980.00 |
| 16 05 01 33 | Sede Emisora Ud | 20171331 | 447,125,400.00 | 0.00 | 0.00 | 447,125,400.00 |
| 16 05 01 33 01 | Valor Historico | 20171231 | 44,589,116.00 | 0.00 | 0.00 | 44,589,116.00 |
| 16 05 01 33 97 | Valorizacion Histori | 20171331 | 402,536,284.00 | 0.00 | 0.00 | 402,536,284.00 |
| 16 05 01 34 | Facultad Tecnologica | 20171331 | 11100,245,700.00 | 0.00 | 0.00 | 11100,245,700.00 |
| 16 05 01 34 01 | Valor Historico | 20171231 | 9977,043,197.00 | 0.00 | 0.00 | 9977,043,197.00 |
| 16 05 01 34 97 | Valorizacion Histori | 20171331 | 1123,202,503.00 | 0.00 | 0.00 | 1123,202,503.00 |
| 16 05 02 | Rurales | 20171331 | 178,637,500.00 | 0.00 | 0.00 | 178,637,500.00 |
| 16 05 02 01 | Finca El Tibar Choa | 20171331 | 178,637,500.00 | 0.00 | 0.00 | 178,637,500.00 |
| 16 05 02 01 01 | Valor Historico | 20171331 | 13,023,608.00 | 0.00 | 0.00 | 13,023,608.00 |
| 16 05 02 01 97 | Valorizacion Histori | 20171331 | 165,613,892.00 | 0.00 | 0.00 | 165,613,892.00 |
| 16 05 05 | Terrenos De Propieda | 20180802 | 46520,926,070.00 | 0.00 | 0.00 | 46520,926,070.00 |
| 16 05 05 11 | Facultad Medio Ambie | 20180802 | 7586,954,970.00 | 0.00 | 0.00 | 7586,954,970.00 |
| 16 05 05 11 01 | Globo A - Lote San M | 20180802 | 2300,525,577.00 | 0.00 | 0.00 | 2300,525,577.00 |
| 16 05 05 11 02 | Globo B - Call 14 No | 20180802 | 989,818,000.00 | 0.00 | 0.00 | 989,818,000.00 |
| 16 05 05 11 97 | Valorizacion Histori | 20180802 | 4296,611,393.00 | 0.00 | 0.00 | 4296,611,393.00 |
| 16 05 05 12 | Macarena A Facultad | 20171331 | 12686,257,100.00 | 0.00 | 0.00 | 12686,257,100.00 |
| 16 05 05 12 01 | Valor Historico | 20171231 | 4952,574,900.00 | 0.00 | 0.00 | 4952,574,900.00 |
| 16 05 05 12 97 | Valorizacion Histori | 20171331 | 7733,682,200.00 | 0.00 | 0.00 | 7733,682,200.00 |
| 16 05 05 13 | Zona Comunal No.1 Fa | 20171331 | 3636,744,000.00 | 0.00 | 0.00 | 3636,744,000.00 |
| 16 05 05 13 01 | Valor Historico | 20171231 | 1454,050,800.00 | 0.00 | 0.00 | 1454,050,800.00 |

| C U E N T A | D E S C R I P C I O N | U L T. M O V. | S A L D O A N T E R I O R | D E B I T O S | C R E D I T O S | N U E V O S A L D O |
|----------------|-----------------------|---------------|---------------------------|----------------|-----------------|---------------------|
| 16 05 05 13 97 | Valorizacion Histori | 20171331 | 2182,693,200.00 | 0.00 | 0.00 | 2182,693,200.00 |
| 16 05 05 15 | Sede Ciudadela Porve | 20180802 | 22610,970,000.00 | 0.00 | 0.00 | 22610,970,000.00 |
| 16 05 05 15 01 | Lote 8A - Calle 52 S | 20180802 | 10000,000,000.00 | 0.00 | 0.00 | 10000,000,000.00 |
| 16 05 05 15 02 | Lote 8B - Calle 52 S | 20180802 | 7098,000,000.00 | 0.00 | 0.00 | 7098,000,000.00 |
| 16 05 05 15 97 | Valorizacion Histori | 20180802 | 5512,970,000.00 | 0.00 | 0.00 | 5512,970,000.00 |
| 16 15 | CONSTRUCCIONES EN CU | 20171331 | 2872,009,990.00 | 0.00 | 0.00 | 2872,009,990.00 |
| 16 15 01 | Edificaciones | 20171331 | 2872,009,990.00 | 0.00 | 0.00 | 2872,009,990.00 |
| 16 15 01 13 | Sede Macarena B | 20171331 | 2872,009,990.00 | 0.00 | 0.00 | 2872,009,990.00 |
| 16 35 | BIENES MUEBLES EN BO | 20190329 | 0.00 | 625,459,312.00 | 625,459,312.00 | 0.00 |
| 16 35 01 | Maquinaria Y Equipo | 20190329 | 0.00 | 42,816,193.00 | 42,816,193.00 | 0.00 |
| 16 35 01 08 | Grupo 2-08 Equipo Ma | 20190227 | 0.00 | 42,566,293.00 | 42,566,293.00 | 0.00 |
| 16 35 01 14 | Grupo 2-14 Herramient | 20190329 | 0.00 | 249,900.00 | 249,900.00 | 0.00 |
| 16 35 02 | Equipo Medico Y Cien | 20190319 | 0.00 | 404,895,783.00 | 404,895,783.00 | 0.00 |
| 16 35 02 10 | Grupo 2-10 Equipo Y | 20190319 | 0.00 | 404,895,783.00 | 404,895,783.00 | 0.00 |
| 16 35 03 | Muebles Enseres Y E | 20190305 | 0.00 | 16,168,540.00 | 16,168,540.00 | 0.00 |
| 16 35 03 12 | Grupo 2-12 Equipo Ma | 20190305 | 0.00 | 16,168,540.00 | 16,168,540.00 | 0.00 |
| 16 35 04 | Equipos De Comunicac | 20190329 | 0.00 | 161,578,796.00 | 161,578,796.00 | 0.00 |
| 16 35 04 07 | Grupo 2-07 Equipo Ma | 20190329 | 0.00 | 57,680,141.00 | 57,680,141.00 | 0.00 |
| 16 35 04 21 | Grupo 2-21 Equipo Y | 20190329 | 0.00 | 103,898,655.00 | 103,898,655.00 | 0.00 |
| 16 40 | EDIFICACIONES | 20181107 | 170055,069,234.00 | 0.00 | 0.00 | 170055,069,234.00 |
| 16 40 01 | Edificios Y Casas | 20181107 | 141693,178,377.00 | 0.00 | 0.00 | 141693,178,377.00 |
| 16 40 01 11 | Facultad Ingenieria | 20171331 | 40113,681,919.00 | 0.00 | 0.00 | 40113,681,919.00 |
| 16 40 01 11 01 | Valor Historico | 20171231 | 23383,681,911.00 | 0.00 | 0.00 | 23383,681,911.00 |
| 16 40 01 11 97 | Valorizacion Histori | 20171331 | 16730,000,008.00 | 0.00 | 0.00 | 16730,000,008.00 |
| 16 40 01 12 | Sede Posgrados Cl 3 | 20171331 | 870,777,800.00 | 0.00 | 0.00 | 870,777,800.00 |
| 16 40 01 12 01 | Valor Historico | 20171231 | 981,654,443.00 | 0.00 | 0.00 | 981,654,443.00 |
| 16 40 01 12 97 | Valorizacion Histori | 20171331 | 110,876,643.00- | 0.00 | 0.00 | 110,876,643.00- |
| 16 40 01 13 | Facultad Tecnologica | 20171331 | 17814,248,000.00 | 0.00 | 0.00 | 17814,248,000.00 |
| 16 40 01 13 01 | Valor Historico | 20171231 | 9821,511,839.00 | 0.00 | 0.00 | 9821,511,839.00 |
| 16 40 01 13 97 | Valorizacion Histori | 20171331 | 7992,736,161.00 | 0.00 | 0.00 | 7992,736,161.00 |
| 16 40 01 15 | Sede Ciudadela Porve | 20181107 | 77947,405,833.00 | 0.00 | 0.00 | 77947,405,833.00 |
| 16 40 01 15 01 | Valor Historico | 20181107 | 89925,010,768.00 | 0.00 | 0.00 | 89925,010,768.00 |
| 16 40 01 15 97 | Valorizacion Histori | 20180629 | 11977,604,935.00- | 0.00 | 0.00 | 11977,604,935.00- |
| 16 40 01 16 | Macarena B Facultad | 20171331 | 4209,661,700.00 | 0.00 | 0.00 | 4209,661,700.00 |
| 16 40 01 16 01 | Valor Historico | 20171231 | 6887,518,500.00 | 0.00 | 0.00 | 6887,518,500.00 |
| 16 40 01 16 97 | Valorizacion Histori | 20171331 | 2677,856,800.00- | 0.00 | 0.00 | 2677,856,800.00- |
| 16 40 01 17 | Finca El Tibar Choa | 20171331 | 33,365,000.00 | 0.00 | 0.00 | 33,365,000.00 |
| 16 40 01 17 01 | Valor Historico | 20171231 | 25,630,887.00 | 0.00 | 0.00 | 25,630,887.00 |
| 16 40 01 17 97 | Valorizacion Histori | 20171331 | 7,734,113.00 | 0.00 | 0.00 | 7,734,113.00 |
| 16 40 01 18 | Sede Emisora Ud | 20171331 | 147,429,600.00 | 0.00 | 0.00 | 147,429,600.00 |
| 16 40 01 18 01 | Valor Historico | 20171231 | 87,307,360.00 | 0.00 | 0.00 | 87,307,360.00 |
| 16 40 01 18 97 | Valorizacion Histori | 20171331 | 60,122,240.00 | 0.00 | 0.00 | 60,122,240.00 |
| 16 40 01 21 | Facultad Artes Asab | 20171331 | 556,608,525.00 | 0.00 | 0.00 | 556,608,525.00 |
| 16 40 01 21 01 | Valor Historico | 20171231 | 103,574,081.00 | 0.00 | 0.00 | 103,574,081.00 |
| 16 40 01 21 97 | Valorizacion Histori | 20171331 | 453,034,444.00 | 0.00 | 0.00 | 453,034,444.00 |
| 16 40 28 | Edificaciones De Pro | 20171331 | 28361,890,857.00 | 0.00 | 0.00 | 28361,890,857.00 |
| 16 40 28 11 | Facultad Medio Ambie | 20171331 | 8904,602,950.00 | 0.00 | 0.00 | 8904,602,950.00 |
| 16 40 28 11 01 | Valor Historico | 20171231 | 7536,772,083.00 | 0.00 | 0.00 | 7536,772,083.00 |
| 16 40 28 11 97 | Valorizacion Histori | 20171331 | 1367,830,867.00 | 0.00 | 0.00 | 1367,830,867.00 |
| 16 40 28 12 | Macarena A Facultad | 20171331 | 19354,438,907.00 | 0.00 | 0.00 | 19354,438,907.00 |
| 16 40 28 12 01 | Valor Historico | 20171231 | 24050,538,021.00 | 0.00 | 0.00 | 24050,538,021.00 |
| 16 40 28 12 97 | Valorizacion Histori | 20171331 | 4696,099,114.00- | 0.00 | 0.00 | 4696,099,114.00- |
| 16 40 28 14 | Sede B Thomas Jeffer | 20171331 | 102,849,000.00 | 0.00 | 0.00 | 102,849,000.00 |
| 16 40 28 14 01 | Valor Historico | 20171331 | 102,849,000.00 | 0.00 | 0.00 | 102,849,000.00 |

| CUENTA | DESCRIPCION | ULT. MOV. | SALDO ANTERIOR | DEBITOS | CREDITOS | NUEVO SALDO |
|-------------|----------------------|-----------|------------------|----------------|----------------|------------------|
| 16 55 | MAQUINARIA Y EQUIPO | 20190329 | 632,078,953.00 | 42,816,193.00 | 0.00 | 674,895,146.00 |
| 16 55 01 | Equipo De Construcci | 20190227 | 262,200,000.00 | 42,566,293.00 | 0.00 | 304,766,293.00 |
| 16 55 01 08 | Grupo 2-08 Equipos Y | 20190227 | 262,200,000.00 | 42,566,293.00 | 0.00 | 304,766,293.00 |
| 16 55 05 | Equipo De Música | 20181231 | 79,603,631.00 | 0.00 | 0.00 | 79,603,631.00 |
| 16 55 05 02 | Grupo 2-02 Discoteca | 20181231 | 79,603,631.00 | 0.00 | 0.00 | 79,603,631.00 |
| 16 55 06 | Equipo De Recreación | 20181231 | 283,516,471.00 | 0.00 | 0.00 | 283,516,471.00 |
| 16 55 06 09 | Grupo 2-09 Maquinari | 20181231 | 283,516,471.00 | 0.00 | 0.00 | 283,516,471.00 |
| 16 55 11 | Herramientas Y Acces | 20190329 | 6,758,851.00 | 249,900.00 | 0.00 | 7,008,751.00 |
| 16 55 11 14 | Grupo 2-14 Herramien | 20190329 | 6,758,851.00 | 249,900.00 | 0.00 | 7,008,751.00 |
| 16 60 | EQUIPO MÉDICO Y CIEN | 20190319 | 4383,289,263.00 | 404,895,783.00 | 0.00 | 4788,185,046.00 |
| 16 60 02 | Equipo De Laboratori | 20190319 | 4383,061,463.00 | 404,895,783.00 | 0.00 | 4787,957,246.00 |
| 16 60 02 10 | Grupo 2-10 Maquinari | 20190319 | 4383,061,463.00 | 404,895,783.00 | 0.00 | 4787,957,246.00 |
| 16 60 90 | Otro Equipo Medico Y | 20181231 | 227,800.00 | 0.00 | 0.00 | 227,800.00 |
| 16 60 90 01 | Grupo 2-11 Elementos | 20181231 | 227,800.00 | 0.00 | 0.00 | 227,800.00 |
| 16 65 | MUEBLES ENSERES Y E | 20190305 | 6018,145,042.00 | 16,168,540.00 | 0.00 | 6034,313,582.00 |
| 16 65 01 | Muebles Y Enseres | 20181231 | 1058,779,600.00 | 0.00 | 0.00 | 1058,779,600.00 |
| 16 65 01 18 | Grupo 2-18 Mobiliari | 20181231 | 1058,779,600.00 | 0.00 | 0.00 | 1058,779,600.00 |
| 16 65 02 | Equipo Y Máquina De | 20190305 | 4958,378,942.00 | 16,168,540.00 | 0.00 | 4974,547,482.00 |
| 16 65 02 12 | Grupo 2-12 Equipo Ma | 20190305 | 4958,378,942.00 | 16,168,540.00 | 0.00 | 4974,547,482.00 |
| 16 65 90 | Otros Muebles Enser | 20181231 | 986,500.00 | 0.00 | 0.00 | 986,500.00 |
| 16 65 90 21 | Elementos De Arte | 20181231 | 986,500.00 | 0.00 | 0.00 | 986,500.00 |
| 16 70 | EQUIPOS DE COMUNICAC | 20190329 | 3364,034,525.00 | 161,578,796.00 | 0.00 | 3525,613,321.00 |
| 16 70 01 | Equipo De Comunicaci | 20190329 | 1705,912,426.00 | 57,680,141.00 | 0.00 | 1763,592,567.00 |
| 16 70 01 07 | Grupo 2-07 Equipo Ma | 20190329 | 1705,912,426.00 | 57,680,141.00 | 0.00 | 1763,592,567.00 |
| 16 70 02 | Equipo De Computació | 20190329 | 1658,122,099.00 | 103,898,655.00 | 0.00 | 1762,020,754.00 |
| 16 70 02 21 | Grupo 2-21 Equipo Ma | 20190329 | 1658,122,099.00 | 103,898,655.00 | 0.00 | 1762,020,754.00 |
| 16 75 | EQUIPOS DE TRANSPORT | 20181231 | 294,714,234.00 | 0.00 | 0.00 | 294,714,234.00 |
| 16 75 02 | Terrestre | 20181231 | 294,714,234.00 | 0.00 | 0.00 | 294,714,234.00 |
| 16 75 02 13 | Grupo 2-13 Equipo Ma | 20181231 | 294,714,234.00 | 0.00 | 0.00 | 294,714,234.00 |
| 16 80 | EQUIPOS DE COMEDOR | 20181231 | 490,000.00 | 0.00 | 0.00 | 490,000.00 |
| 16 80 02 | Equipo De Restaurant | 20181231 | 490,000.00 | 0.00 | 0.00 | 490,000.00 |
| 16 80 02 06 | Grupo 2-06 Equipo Y | 20181231 | 490,000.00 | 0.00 | 0.00 | 490,000.00 |
| 16 81 | BIENES DE ARTE Y CUL | 20181231 | 9,296,091.00 | 0.00 | 0.00 | 9,296,091.00 |
| 16 81 07 | Libros Y Publicacion | 20181231 | 9,296,091.00 | 0.00 | 0.00 | 9,296,091.00 |
| 16 81 07 16 | Grupo 2-16 Libros Y | 20181231 | 9,296,091.00 | 0.00 | 0.00 | 9,296,091.00 |
| 16 85 | DEPRECIACIÓN ACUMULA | 20190331 | 8366,653,609.00- | 0.00 | 345,081,750.00 | 8711,735,359.00- |
| 16 85 01 | Edificaciones | 20190331 | 1416,852,904.00- | 0.00 | 345,081,750.00 | 1761,934,654.00- |
| 16 85 01 01 | Facultad Ingenieria | 20190331 | 339,771,995.00- | 0.00 | 84,942,999.00 | 424,714,994.00- |
| 16 85 01 02 | Sede Posgrados C11 3 | 20190331 | 9,636,744.00- | 0.00 | 2,409,186.00 | 12,045,930.00- |
| 16 85 01 03 | Facultad Tecnologica | 20190331 | 157,997,785.00- | 0.00 | 39,499,446.00 | 197,497,231.00- |
| 16 85 01 04 | Macarena B Facultad | 20190331 | 38,707,978.00- | 0.00 | 9,676,995.00 | 48,384,973.00- |
| 16 85 01 05 | Finca El Tibar Choac | 20190331 | 589,623.00- | 0.00 | 147,405.00 | 737,028.00- |
| 16 85 01 06 | Facultad Artes Asab | 20190331 | 6,021,171.00- | 0.00 | 1,505,292.00 | 7,526,463.00- |
| 16 85 01 07 | Sede Emisora Ud | 20190331 | 1,577,543.00- | 0.00 | 394,386.00 | 1,971,929.00- |
| 16 85 01 08 | Sede Ciudadela Porve | 20190331 | 590,350,272.00- | 0.00 | 138,456,093.00 | 728,806,365.00- |
| 16 85 01 09 | Facultad Medio Ambie | 20190331 | 78,163,620.00- | 0.00 | 19,540,905.00 | 97,704,525.00- |
| 16 85 01 10 | Macarena A Facultad | 20190331 | 189,179,414.00- | 0.00 | 47,294,853.00 | 236,474,267.00- |
| 16 85 01 11 | Sede B Thomas Jeffer | 20190331 | 4,856,759.00- | 0.00 | 1,214,190.00 | 6,070,949.00- |
| 16 85 04 | Maquinaria Y Equipo | 20181231 | 295,422,106.00- | 0.00 | 0.00 | 295,422,106.00- |
| 16 85 04 02 | Grupo 2-02 Discoteca | 20181231 | 255,836,404.00- | 0.00 | 0.00 | 255,836,404.00- |
| 16 85 04 08 | Grupo 2-08 Equipos y | 20181231 | 12,641,995.00- | 0.00 | 0.00 | 12,641,995.00- |
| 16 85 04 09 | Grupo 2-09 Maquinari | 20181231 | 20,196,058.00- | 0.00 | 0.00 | 20,196,058.00- |
| 16 85 04 14 | Grupo 2-14 Herramien | 20181231 | 6,747,649.00- | 0.00 | 0.00 | 6,747,649.00- |
| 16 85 05 | Equipo Medico Y Cien | 20181231 | 2812,735,893.00- | 0.00 | 0.00 | 2812,735,893.00- |

| C U E N T A | D E S C R I P C I O N | U L T. M O V. | S A L D O A N T E R I O R | D E B I T O S | C R E D I T O S | N U E V O S A L D O |
|----------------|-----------------------|---------------|---------------------------|------------------|------------------|---------------------|
| 16 85 05 10 | Grupo 2-10 Maquinari | 20181231 | 2782,959,809.00- | 0.00 | 0.00 | 2782,959,809.00- |
| 16 85 05 11 | Grupo 2-11 Elementos | 20181231 | 29,776,084.00- | 0.00 | 0.00 | 29,776,084.00- |
| 16 85 06 | Muebles Enseres Y E | 20181231 | 659,281,509.00- | 0.00 | 0.00 | 659,281,509.00- |
| 16 85 06 12 | Grupo 2-12 Equipo Ma | 20181231 | 69,037,335.00- | 0.00 | 0.00 | 69,037,335.00- |
| 16 85 06 18 | Grupo 2-18 Mobiliari | 20181231 | 590,244,174.00- | 0.00 | 0.00 | 590,244,174.00- |
| 16 85 07 | Equipos De Comunicac | 20181231 | 3173,838,054.00- | 0.00 | 0.00 | 3173,838,054.00- |
| 16 85 07 07 | Grupo 2-07 Equipo Ma | 20181231 | 1065,386,892.00- | 0.00 | 0.00 | 1065,386,892.00- |
| 16 85 07 21 | Grupo 2-21 Equipo Ma | 20181231 | 2108,451,162.00- | 0.00 | 0.00 | 2108,451,162.00- |
| 16 85 08 | Equipos De Transport | 20181231 | 8,033,143.00- | 0.00 | 0.00 | 8,033,143.00- |
| 16 85 08 13 | Grupo 2-13 Equipo Ma | 20181231 | 8,033,143.00- | 0.00 | 0.00 | 8,033,143.00- |
| 16 85 09 | Equipos De Comedor | 20180928 | 490,000.00- | 0.00 | 0.00 | 490,000.00- |
| 16 85 09 06 | Grupo 2-06 Equipo y | 20180928 | 490,000.00- | 0.00 | 0.00 | 490,000.00- |
| 17 | BIENES DE USO PÚBLIC | 20190329 | 104363,790,402.00 | 33035,338,000.00 | 33035,338,000.00 | 104363,790,402.00 ✓ |
| 17 05 | BIENES DE USO PÚBLIC | 20180322 | 4703,184,968.00 | 0.00 | 0.00 | 4703,184,968.00 |
| 17 05 10 | Bibliotecas | 20180322 | 4703,184,968.00 | 0.00 | 0.00 | 4703,184,968.00 |
| 17 05 10 01 | Segunda Etapa Biblio | 20180322 | 4703,184,968.00 | 0.00 | 0.00 | 4703,184,968.00 |
| 17 10 | BIENES DE USO PÚBLIC | 20190329 | 66137,662,600.00 | 33035,338,000.00 | 33035,338,000.00 | 66137,662,600.00 |
| 17 10 10 | Bibliotecas | 20190329 | 66137,662,600.00 | 0.00 | 33035,338,000.00 | 33102,324,600.00 |
| 17 10 10 01 | Centro Cultural Ramó | 20190329 | 66137,662,600.00 | 0.00 | 33035,338,000.00 | 33102,324,600.00 |
| 17 10 10 01 01 | Terreno | 20190329 | 7613,741,800.00 | 0.00 | 7613,741,800.00 | 0.00 |
| 17 10 10 01 02 | Construcción | 20171231 | 29788,141,975.00 | 0.00 | 0.00 | 29788,141,975.00 |
| 17 10 10 01 97 | Valorizacion Histori | 20190329 | 28735,778,825.00 | 0.00 | 25421,596,200.00 | 3314,182,625.00 |
| 17 10 14 | Terrenos | 20190329 | 0.00 | 33035,338,000.00 | 0.00 | 33035,338,000.00 |
| 17 10 14 01 | Centro Cultural Bibl | 20190329 | 0.00 | 33035,338,000.00 | 0.00 | 33035,338,000.00 |
| 17 10 14 01 01 | Valor Histórico | 20190329 | 0.00 | 7613,741,800.00 | 0.00 | 7613,741,800.00 |
| 17 10 14 01 97 | Valorización Terreno | 20190329 | 0.00 | 25421,596,200.00 | 0.00 | 25421,596,200.00 |
| 17 15 | BIENES HISTÓRICOS Y | 20180510 | 33522,942,834.00 | 0.00 | 0.00 | 33522,942,834.00 |
| 17 15 01 | Monumentos | 20180510 | 29660,386,800.00 | 0.00 | 0.00 | 29660,386,800.00 |
| 17 15 01 01 | Asab Palacio La Merc | 20180510 | 29660,386,800.00 | 0.00 | 0.00 | 29660,386,800.00 |
| 17 15 01 01 01 | Terreno | 20171231 | 1151,659,110.00 | 0.00 | 0.00 | 1151,659,110.00 |
| 17 15 01 01 02 | Construcción | 20171231 | 2360,929,204.00 | 0.00 | 0.00 | 2360,929,204.00 |
| 17 15 01 01 03 | Mejora - Obra Recupe | 20180510 | 1959,228,743.00 | 0.00 | 0.00 | 1959,228,743.00 |
| 17 15 01 01 97 | Valorizacion Histori | 20171331 | 24188,569,743.00 | 0.00 | 0.00 | 24188,569,743.00 |
| 17 15 90 | Otros Bienes Históri | 20171331 | 3862,556,034.00 | 0.00 | 0.00 | 3862,556,034.00 |
| 17 15 90 01 | Sotanos Av Jimenez | 20171331 | 3862,556,034.00 | 0.00 | 0.00 | 3862,556,034.00 |
| 17 15 90 01 01 | Terreno | 20171231 | 77,034,266.00 | 0.00 | 0.00 | 77,034,266.00 |
| 17 15 90 01 02 | Construcción | 20171231 | 431,050,410.00 | 0.00 | 0.00 | 431,050,410.00 |
| 17 15 90 01 97 | Valorizacion Histori | 20171331 | 3354,471,358.00 | 0.00 | 0.00 | 3354,471,358.00 |
| 19 | OTROS ACTIVOS | 20190426 | 2705335,702,651.00 | 39350,526,461.00 | 29166,200,439.00 | 2715520,028,673.00 |
| 19 02 | PLAN DE ACTIVOS PARA | 20190423 | 1721,876,315.00 | 2498,268,235.00 | 2450,481,322.00 | 1769,663,228.00 |
| 19 02 01 | Efectivo Y Equivalen | 20190423 | 505,546,300.00 | 40,145,248.00 | 7,692,029.00 | 537,999,519.00 |
| 19 02 01 01 | Banco Occid 81451-9 | 20190423 | 505,546,300.00 | 40,145,248.00 | 7,692,029.00 | 537,999,519.00 |
| 19 02 03 | Inversiones | 20190329 | 1216,330,015.00 | 2458,122,987.00 | 2442,789,293.00 | 1231,663,709.00 |
| 19 02 03 01 | CDT Fondo Prestamos | 20190304 | 1211,522,894.00 | 2438,668,376.00 | 2423,045,788.00 | 1227,145,482.00 |
| 19 02 03 97 | Valorización CDT Fon | 20190329 | 4,807,121.00 | 19,454,611.00 | 19,743,505.00 | 4,518,227.00 |
| 19 04 | PLAN DE ACTIVOS PARA | 20190409 | 2637905,310,510.00 | 29277,652,687.00 | 8284,577,758.00 | 2658898,385,439.00 |
| 19 04 01 | Efectivo Y Equivalen | 20190329 | 2434,219,383.00 | 41,104,493.00 | 2439,000,000.00 | 36,323,876.00 |
| 19 04 01 01 | Banco De Occidente F | 20190329 | 2434,219,383.00 | 41,104,493.00 | 2439,000,000.00 | 36,323,876.00 |
| 19 04 02 | Recursos Entregados | 20190409 | 80602,719,368.00 | 20870,239,789.00 | 0.00 | 101472,959,157.00 |
| 19 04 02 01 | Estampilla Ud 1.0 | 20190409 | 76750,865,858.00 | 465,068,000.00 | 0.00 | 77215,933,858.00 |
| 19 04 02 02 | Estampilla Ud 1.1% | 20190321 | 3496,963,079.00 | 1779,523,200.00 | 0.00 | 5276,486,279.00 |
| 19 04 02 03 | Rendimiento Estampil | 20190329 | 346,006,258.00 | 18557,234,806.00 | 0.00 | 18903,241,064.00 |

| C U E N T A | D E S C R I P C I O N | ULT. MOV. | SALDO ANTERIOR | DEBITOS | CREDITOS | NUEVO SALDO |
|----------------|-----------------------|-----------|--------------------|------------------|------------------|--------------------|
| 19 04 02 04 | Rendimientos Estampi | 20190329 | 8,884,173.00 | 68,413,783.00 | 0.00 | 77,297,956.00 |
| 19 04 03 | Inversiones | 20190329 | 5797,299,441.00 | 8366,308,405.00 | 5845,577,758.00 | 8318,030,088.00 |
| 19 04 03 01 | Valor Nominal CDT Pe | 20190304 | 5774,387,633.00 | 5848,848,362.00 | 5774,387,633.00 | 5848,848,362.00 |
| 19 04 03 03 | CDT Bancolombia fond | 20190304 | 0.00 | 2439,000,000.00 | 0.00 | 2439,000,000.00 |
| 19 04 03 97 | Valorización CDT Pen | 20190329 | 22,911,808.00 | 78,460,043.00 | 71,190,125.00 | 30,181,726.00 |
| 19 04 08 | DERECHOS POR COBRAR | 20181231 | 2549071,072,318.00 | 0.00 | 0.00 | 2549071,072,318.00 |
| 19 04 08 01 | Concurrencia Ministe | 20181231 | 462289,382,548.00 | 0.00 | 0.00 | 462289,382,548.00 |
| 19 04 08 02 | Concurrencia Secreta | 20181231 | 2086781,689,770.00 | 0.00 | 0.00 | 2086781,689,770.00 |
| 19 05 | BIENES Y SERVICIOS P | 20190331 | 1570,331,946.00 | 79,430,491.00 | 486,437,512.00 | 1163,324,925.00 |
| 19 05 01 | Seguros | 20190331 | 1266,971,585.00 | 12,519,244.00 | 409,526,265.00 | 869,964,564.00 |
| 19 05 01 02 | Seguros Pagados Por | 20190331 | 1266,971,585.00 | 12,519,244.00 | 409,526,265.00 | 869,964,564.00 |
| 19 05 05 | Impresos Publicacio | 20190329 | 303,360,361.00 | 66,911,247.00 | 76,911,247.00 | 293,360,361.00 |
| 19 05 05 01 | Impresos Y Publicaci | 20190329 | 303,360,361.00 | 66,911,247.00 | 76,911,247.00 | 293,360,361.00 |
| 19 06 | AVANCES Y ANTICIPOS | 20190426 | 372,354,909.00 | 220,573,559.00 | 104,821,642.00 | 488,106,826.00 |
| 19 06 03 | Avances Para Viático | 20190308 | 284,049,572.00 | 9,486,538.00 | 7,428,573.00 | 286,107,537.00 |
| 19 06 03 01 | Avances Para Viático | 20171231 | 621,644.00 | 0.00 | 0.00 | 621,644.00 |
| 19 06 03 02 | Avance Estudios Doce | 20190308 | 283,427,928.00 | 9,486,538.00 | 7,428,573.00 | 285,485,893.00 |
| 19 06 04 | Anticipo para Adquis | 20190426 | 88,305,337.00 | 211,087,021.00 | 97,393,069.00 | 201,999,289.00 |
| 19 06 04 03 | Otros Avances Y Anti | 20190426 | 37,061,506.00 | 201,382,274.00 | 97,393,069.00 | 141,050,711.00 |
| 19 06 04 04 | Avance Adquisicion B | 20181221 | 48,868,597.00 | 0.00 | 0.00 | 48,868,597.00 |
| 19 06 04 05 | Depositos Entregados | 20190328 | 2,375,234.00 | 9,704,747.00 | 0.00 | 12,079,981.00 |
| 19 08 | RECURSOS ENTREGADOS | 20190409 | 63190,964,160.00 | 6938,555,789.00 | 17539,723,528.00 | 52589,796,421.00 |
| 19 08 01 | En Administraciòn | 20190409 | 63190,964,160.00 | 6938,555,789.00 | 17539,723,528.00 | 52589,796,421.00 |
| 19 08 01 01 | Recaudo Estampilla U | 20190409 | 32965,338,007.00 | 6309,080,000.00 | 0.00 | 39274,418,007.00 |
| 19 08 01 01 01 | Estampilla UD 1% | 20190409 | 25237,716,886.00 | 1860,272,000.00 | 0.00 | 27097,988,886.00 |
| 19 08 01 01 02 | Estampilla UD 1.1% | 20190409 | 7727,621,121.00 | 4448,808,000.00 | 0.00 | 12176,429,121.00 |
| 19 08 01 02 | Rendimientos Fros Es | 20190329 | 30225,626,153.00 | 629,475,789.00 | 17539,723,528.00 | 13315,378,414.00 |
| 19 08 01 02 01 | Rendimientos Fros Es | 20190329 | 30203,414,914.00 | 467,632,966.00 | 17539,723,528.00 | 13131,324,352.00 |
| 19 08 01 02 02 | Rendimientos Fros Es | 20190329 | 22,211,239.00 | 161,842,823.00 | 0.00 | 184,054,062.00 |
| 19 09 | DEPÓSITOS ENTREGADOS. | 20190322 | 574,864,811.00 | 35,887,023.00 | 0.00 | 610,751,834.00 |
| 19 09 02 | Para Bienes | 20190322 | 0.00 | 35,887,023.00 | 0.00 | 35,887,023.00 |
| 19 09 03 | Depósitos Judiciales | 20171231 | 574,864,811.00 | 0.00 | 0.00 | 574,864,811.00 |
| 19 70 | ACTIVOS INTANGIBLES | 20190318 | 260,879,048.00 | 300,158,677.00 | 300,158,677.00 | 260,879,048.00 |
| 19 70 07 | Licencias | 20190318 | 66,866,405.00 | 300,158,677.00 | 300,158,677.00 | 66,866,405.00 |
| 19 70 07 01 | Renovaciones de Lice | 20190318 | 66,866,405.00 | 300,158,677.00 | 300,158,677.00 | 66,866,405.00 |
| 19 70 08 | Softwares | 20181231 | 194,012,643.00 | 0.00 | 0.00 | 194,012,643.00 |
| 19 70 08 22 | Grupo 2-22 Dev Softw | 20181231 | 194,012,643.00 | 0.00 | 0.00 | 194,012,643.00 |
| 19 75 | AMORTIZACIÓN ACUMULA | 20180928 | 260,879,048.00- | 0.00 | 0.00 | 260,879,048.00- |
| 19 75 08 | Softwares | 20180928 | 260,879,048.00- | 0.00 | 0.00 | 260,879,048.00- |
| 19 75 08 01 | Grupo 2-22 Devolutiv | 20180928 | 260,879,048.00- | 0.00 | 0.00 | 260,879,048.00- |
| 24 | CUENTAS POR PAGAR | 20190426 | 8460,066,391.00- | 49716,900,028.00 | 50869,892,299.00 | 9613,058,662.00- |
| 24 01 | ADQUISICIÓN DE BIENE | 20190424 | 1930,418,778.00- | 5426,480,375.00 | 4936,761,911.00 | 1440,700,314.00- |
| 24 01 01 | Bienes Y Servicios | 20190424 | 1930,418,778.00- | 5426,480,375.00 | 4936,761,911.00 | 1440,700,314.00- |
| 24 01 01 01 | Adquisicion De Biene | 20190424 | 0.00 | 2244,064,355.00 | 2311,280,407.00 | 67,216,052.00- |
| 24 01 01 02 | Adquisicion de Servi | 20190409 | 0.00 | 972,513,036.00 | 972,513,036.00 | 0.00 |
| 24 01 01 90 | Entradas de Almacen | 20190424 | 1930,418,778.00- | 2209,902,984.00 | 1652,968,468.00 | 1373,484,262.00- |
| 24 07 | RECURSOS A FAVOR DE | 20190426 | 4122,516,488.00- | 10631,930,668.00 | 11130,953,738.00 | 4621,539,558.00- |
| 24 07 20 | Recaudos Por Clasifi | 00000000 | 26,394,713.00- | 18,784,892.00 | 34,327,204.00 | 41,937,025.00- |
| 24 07 20 03 | Consignaciones Por I | 00000000 | 26,394,713.00- | 18,784,892.00 | 34,327,204.00 | 41,937,025.00- |
| 24 07 26 | Rendimientos Financi | 20190329 | 3006,779,833.00- | 86,126,509.00 | 188,688,793.00 | 3109,342,117.00- |
| 24 07 26 23 | Intereses Cdt Pensio | 20190329 | 2177,405,521.00- | 71,190,125.00 | 152,920,772.00 | 2259,136,168.00- |
| 24 07 26 25 | Intereses Cdt Presta | 20190329 | 640,321,957.00- | 14,936,384.00 | 30,270,078.00 | 655,655,651.00- |
| 24 07 26 26 | Cta Ahorro Estruc Pe | 20190329 | 189,052,355.00- | 0.00 | 5,497,943.00 | 194,550,298.00- |

| C U E N T A | D E S C R I P C I O N | U L T. M O V. | S A L D O A N T E R I O R | D E B I T O S | C R E D I T O S | N U E V O S A L D O |
|-------------|-----------------------|---------------|---------------------------|------------------|------------------|---------------------|
| 24 07 90 | Otros Recursos A Fav | 20190426 | 1089,341,942.00- | 10527,019,267.00 | 10907,937,741.00 | 1470,260,416.00- |
| 24 07 90 01 | Por Prestamos U D | 20190411 | 3,519,000.00- | 3,582,284.00 | 687,702.00 | 624,418.00- |
| 24 07 90 02 | Recaudo Icetex | 20190412 | 736,992,543.00- | 268,184,116.00 | 324,463,532.00 | 793,271,959.00- |
| 24 07 90 03 | Recaudo Ecaes | 20181231 | 7,267,100.00- | 0.00 | 0.00 | 7,267,100.00- |
| 24 07 90 04 | Recaudo Seguro Estud | 20190423 | 197,784,942.00- | 0.00 | 155,531,260.00 | 353,316,202.00- |
| 24 07 90 05 | Devoluciones | 20190426 | 501,426.00- | 19,664,862.00 | 19,163,436.00 | 0.00 |
| 24 07 90 18 | Consignaciones Errad | 20181231 | 6,713,046.00- | 0.00 | 0.00 | 6,713,046.00- |
| 24 07 90 21 | Otros Acreedores | 20190411 | 8,648,246.00- | 10176,716,214.00 | 10395,969,312.00 | 227,901,344.00- |
| 24 07 90 25 | Ingresos por Identif | 00000000 | 60,569,962.00- | 0.00 | 0.00 | 60,569,962.00- |
| 24 07 90 27 | Reintegros Convenios | 00000000 | 10,766,983.00- | 11,055,093.00 | 9,944,255.00 | 9,656,145.00- |
| 24 07 90 28 | Otros Recaudos Para | 20190411 | 56,578,694.00- | 47,816,698.00 | 2,178,244.00 | 10,940,240.00- |
| 24 24 | DESCUENTOS DE NÓMINA | 20190424 | 280,336,576.00- | 21777,941,015.00 | 23917,065,127.00 | 2419,460,688.00- |
| 24 24 01 | Aportes A Fondos Pen | 20190423 | 32,938,631.00- | 3213,592,053.00 | 3611,265,653.00 | 430,612,231.00- |
| 24 24 01 01 | Giro Pensiones Nomin | 20190423 | 70,249,551.00 | 2413,002,127.00 | 2403,651,927.00 | 79,599,751.00 |
| 24 24 01 02 | Valor Descontado al | 20190422 | 103,188,182.00- | 800,589,926.00 | 1207,613,726.00 | 510,211,982.00- |
| 24 24 02 | Aportes A Seguridad | 20190422 | 236,961,842.00- | 4436,449,338.00 | 5255,616,199.00 | 1056,128,703.00- |
| 24 24 02 01 | Pago Salud Nominas | 20190408 | 17,618,213.00 | 2749,619,700.00 | 2742,215,900.00 | 25,022,013.00 |
| 24 24 02 02 | Valor Descontado al | 20190422 | 254,580,055.00- | 1686,829,638.00 | 2513,400,299.00 | 1081,150,716.00- |
| 24 24 04 | Sindicatos | 20190423 | 269,495.00- | 214,800,624.00 | 215,060,870.00 | 529,741.00- |
| 24 24 05 | Cooperativas | 20190423 | 0.00 | 97,683,239.00 | 112,306,352.00 | 14,623,113.00- |
| 24 24 06 | Fondos De Empleados | 20190423 | 4,242,191.00- | 2569,848,589.00 | 3017,616,709.00 | 452,010,311.00- |
| 24 24 07 | Libranzas | 20190423 | 400,000.00- | 1171,810,002.00 | 1370,622,017.00 | 199,212,015.00- |
| 24 24 08 | Contrato de Medicina | 20190423 | 0.00 | 795,016,723.00 | 896,220,650.00 | 101,203,927.00- |
| 24 24 11 | Embargos Judiciales | 20190423 | 5,266,272.00- | 83,783,420.00 | 112,376,367.00 | 33,859,219.00- |
| 24 24 13 | Cuenta de Ahorro Fom | 20190423 | 0.00 | 91,280,437.00 | 93,095,974.00 | 1,815,537.00- |
| 24 24 90 | Otros Descuentos De | 20190424 | 258,145.00- | 9103,676,590.00 | 9232,884,336.00 | 129,465,891.00- |
| 24 24 90 01 | Asociacion De Tercer | 20190423 | 298,845.00- | 255,685,427.00 | 381,889,073.00 | 126,502,491.00- |
| 24 24 90 02 | Descuento a empleado | 20190422 | 40,700.00 | 74,377,300.00 | 77,381,400.00 | 2,963,400.00- |
| 24 24 90 03 | Descuentos A Emplead | 20190211 | 0.00 | 30,535,931.00 | 30,535,931.00 | 0.00 |
| 24 24 90 90 | Total Descuentos Nom | 20190424 | 0.00 | 8743,077,932.00 | 8743,077,932.00 | 0.00 |
| 24 36 | RETENCIÓN EN LA FUEN | 20190426 | 1400,169,574.00- | 2306,614,609.00 | 1589,028,357.00 | 682,583,322.00- |
| 24 36 03 | Honorarios | 20190426 | 75,385,850.00- | 82,147,812.00 | 27,827,203.00 | 21,065,241.00- |
| 24 36 03 21 | Honorarios 10% | 20190412 | 57,488,818.00- | 63,787,036.00 | 15,316,476.00 | 9,018,258.00- |
| 24 36 03 22 | Honorarios 11% | 20190426 | 3,697,479.00- | 3,697,479.00 | 959,459.00 | 959,459.00- |
| 24 36 03 23 | Honorarios 7% Profes | 20190412 | 1,361,880.00- | 1,825,624.00 | 922,568.00 | 458,824.00- |
| 24 36 03 32 | Diseño Pag Web Y Con | 20190409 | 12,837,673.00- | 12,837,673.00 | 10,628,700.00 | 10,628,700.00- |
| 24 36 05 | Servicios | 20190423 | 70,591,746.00- | 108,228,065.00 | 71,942,254.00 | 34,305,935.00- |
| 24 36 05 51 | Servicios En General | 20190411 | 6,089,724.00- | 7,787,664.00 | 6,995,064.00 | 5,297,124.00- |
| 24 36 05 52 | Servicios Genral Dec | 20190423 | 39,078,173.00- | 60,900,748.00 | 36,841,670.00 | 15,019,095.00- |
| 24 36 05 55 | Transporte Aereo Mar | 20190308 | 44,857.00- | 85,491.00 | 40,634.00 | 0.00 |
| 24 36 05 57 | Servicios 2% Aseo-Vi | 20190409 | 4,317,401.00- | 4,317,401.00 | 1,902,502.00 | 1,902,502.00- |
| 24 36 05 70 | Transporte nal pasaj | 20190405 | 14,757,763.00- | 28,274,108.00 | 17,319,825.00 | 3,803,480.00- |
| 24 36 05 72 | Restaurantes Hotele | 20190405 | 6,303,828.00- | 6,862,653.00 | 8,842,559.00 | 8,283,734.00- |
| 24 36 06 | Arrendamientos | 20190424 | 12,857,316.00- | 54,418,345.00 | 53,756,377.00 | 12,195,348.00- |
| 24 36 06 12 | Bienes Muebles 4% | 20190405 | 1,737,939.00- | 13,765,670.00 | 14,383,490.00 | 2,355,759.00- |
| 24 36 06 13 | Bienes Inmuebles No | 20190424 | 11,119,377.00- | 40,652,675.00 | 39,372,887.00 | 9,839,589.00- |
| 24 36 08 | Compras | 20190423 | 34,403,564.00- | 54,697,146.00 | 36,028,067.00 | 15,734,485.00- |
| 24 36 08 22 | Combustibles | 20190109 | 9,652.00- | 9,652.00 | 0.00 | 0.00 |
| 24 36 08 25 | Compras 3.5% No Decl | 20190423 | 5,692,941.00- | 11,886,847.00 | 6,742,211.00 | 548,305.00- |
| 24 36 08 26 | Compras 2 5% Declara | 20190423 | 28,700,971.00- | 42,800,647.00 | 29,285,856.00 | 15,186,180.00- |
| 24 36 15 | Rentas De Trabajo | 20190411 | 319,390,203.00- | 570,046,970.00 | 356,450,014.00 | 105,793,247.00- |
| 24 36 15 11 | Salarios Y Pagos Lab | 20190411 | 236,377,158.00- | 380,952,313.00 | 221,533,454.00 | 76,958,299.00- |
| 24 36 15 12 | Contratistas Rentas | 20190411 | 83,013,045.00- | 189,094,657.00 | 134,916,560.00 | 28,834,948.00- |
| 24 36 25 | Impuesto A Las Venta | 20190424 | 95,691,077.00- | 166,930,762.00 | 119,706,739.00 | 48,467,054.00- |

| C U E N T A | D E S C R I P C I O N | U L T. M O V. | S A L D O A N T E R I O R | D E B I T O S | C R E D I T O S | N U E V O S A L D O |
|-------------|-----------------------|---------------|---------------------------|------------------|------------------|---------------------|
| 24 36 25 14 | Impuesto A Las Venta | 20190424 | 95,691,077.00- | 166,930,762.00 | 119,706,739.00 | 48,467,054.00- |
| 24 36 27 | Retención De Impuest | 20190426 | 259,478,102.00- | 355,021,675.00 | 190,735,681.00 | 95,192,108.00- |
| 24 36 27 11 | Reteica 9 66 X Mil | 20190426 | 170,126,846.00- | 248,235,266.00 | 157,763,926.00 | 79,655,506.00- |
| 24 36 27 12 | Reteica 11 04 X Mil | 20190423 | 71,558,719.00- | 80,369,757.00 | 17,227,538.00 | 8,416,500.00- |
| 24 36 27 13 | Reteica 6 9 X Mil | 20190322 | 358,548.00- | 1,727,216.00 | 2,923,962.00 | 1,555,294.00- |
| 24 36 27 15 | Reteica 4 14 X Mil | 20190404 | 1,270,466.00- | 2,665,042.00 | 2,035,742.00 | 641,166.00- |
| 24 36 27 17 | Reteica 13 8 X Mil | 20190409 | 16,163,523.00- | 22,024,394.00 | 10,784,513.00 | 4,923,642.00- |
| 24 36 90 | Otras Retenciones | 20190424 | 532,371,716.00- | 915,123,834.00 | 732,582,022.00 | 349,829,904.00- |
| 24 36 90 51 | Estimulos Academicos | 20190424 | 6,549,755.00- | 6,659,129.00 | 161,014.00 | 51,640.00- |
| 24 36 90 53 | Sar No Declarantes 3 | 20190405 | 15,272,646.00- | 26,841,448.00 | 15,738,212.00 | 4,169,410.00- |
| 24 36 90 54 | Sar Declarantes 2.5 | 20190405 | 100,513.00- | 43,490,150.00 | 43,720,519.00 | 330,882.00- |
| 24 36 90 60 | Estampilla U D 1.0 % | 20190408 | 17,683,884.00- | 27,607,920.00 | 15,200,706.00 | 5,276,670.00- |
| 24 36 90 62 | Estampilla 1.1.% Udi | 20190424 | 49,356,404.00- | 98,017,596.00 | 88,553,619.00 | 39,892,427.00- |
| 24 36 90 70 | Estampilla Pro-Cultu | 20190424 | 89,624,307.00- | 143,551,774.00 | 114,056,939.00 | 60,129,472.00- |
| 24 36 90 80 | Estampilla Pro-Adult | 20190411 | 18,368,340.00- | 18,547,675.00 | 358,670.00 | 179,335.00- |
| 24 36 90 82 | Estampilla Pro Adult | 20190424 | 335,415,867.00- | 550,408,142.00 | 454,792,343.00 | 239,800,068.00- |
| 24 40 | IMPUESTOS CONTRIBUC | 20190403 | 141,338,529.00- | 95,483.00 | 95,483.00 | 141,338,529.00- |
| 24 40 03 | PREDIAL UNIFICADO | 20190403 | 0.00 | 95,483.00 | 95,483.00 | 0.00 |
| 24 40 23 | Contribuciones | 20181017 | 141,338,529.00- | 0.00 | 0.00 | 141,338,529.00- |
| 24 60 | CRÉDITOS JUDICIALES | 20190423 | 0.00 | 178,768,353.00 | 178,768,353.00 | 0.00 |
| 24 60 02 | Sentencias | 20190423 | 0.00 | 178,768,353.00 | 178,768,353.00 | 0.00 |
| 24 60 02 01 | Sentencias Y Concili | 20190423 | 0.00 | 178,768,353.00 | 178,768,353.00 | 0.00 |
| 24 90 | OTRAS CUENTAS POR PA | 20190426 | 585,286,446.00- | 9395,069,525.00 | 9117,219,330.00 | 307,436,251.00- |
| 24 90 28 | Seguros | 20190315 | 8,387,318.00- | 12,519,244.00 | 12,519,244.00 | 8,387,318.00- |
| 24 90 32 | Cheques No Cobrados | 20190422 | 79,969,738.00- | 26,164,156.00 | 28,467,900.00 | 82,273,482.00- |
| 24 90 32 01 | No Reclamados | 20190329 | 39,491,592.00- | 0.00 | 1,709,766.00 | 41,201,358.00- |
| 24 90 32 03 | Efectivos No Cobrado | 20190422 | 40,478,146.00- | 26,164,156.00 | 26,758,134.00 | 41,072,124.00- |
| 24 90 50 | Aportes Al Icbf Y Se | 20190408 | 2,862,884.00- | 939,905,750.00 | 941,164,919.00 | 4,122,053.00- |
| 24 90 51 | Servicios Públicos | 20190425 | 0.00 | 542,443,640.00 | 542,461,980.00 | 18,340.00- |
| 24 90 54 | Honorarios | 20190426 | 3,137,327.00- | 6017,876,686.00 | 6029,027,468.00 | 14,288,109.00- |
| 24 90 55 | Servicios | 20190423 | 1,507,826.00- | 948,569,841.00 | 947,062,015.00 | 0.00 |
| 24 90 55 01 | Servicios Tecnicos | 20190423 | 1,507,826.00- | 497,404,356.00 | 495,896,530.00 | 0.00 |
| 24 90 55 02 | Transportes Y Acarre | 20190411 | 0.00 | 451,165,485.00 | 451,165,485.00 | 0.00 |
| 24 90 58 | Arrendamiento Operat | 20190424 | 0.00 | 150,992,139.00 | 161,375,015.00 | 10,382,876.00- |
| 24 90 90 | Otras Cuentas Por Pa | 20190424 | 489,421,353.00- | 756,598,069.00 | 455,140,789.00 | 187,964,073.00- |
| 24 90 90 02 | Retenciones a UD del | 00000000 | 489,421,353.00- | 681,650,148.00 | 380,192,868.00 | 187,964,073.00- |
| 24 90 90 06 | Suscripciones | 20190424 | 0.00 | 74,947,921.00 | 74,947,921.00 | 0.00 |
| 25 | BENEFICIOS A LOS EMP | 20190426 | 906646,895,022.00- | 67995,912,293.00 | 53237,297,676.00 | 891888,280,405.00- |
| 25 11 | BENEFICIOS A LOS EMP | 20190424 | 6542,509,597.00- | 29282,894,263.00 | 28640,190,242.00 | 5899,805,576.00- |
| 25 11 01 | Nómina Por Pagar | 20190424 | 2,109,338.00- | 16747,136,768.00 | 16758,297,435.00 | 13,270,005.00- |
| 25 11 02 | Cesantías | 20190424 | 5830,793,901.00- | 11825,749,071.00 | 6659,080,847.00 | 664,125,677.00- |
| 25 11 02 01 | Cesantías por girar | 20190424 | 5830,793,901.00- | 5962,533,639.00 | 131,739,738.00 | 0.00 |
| 25 11 02 03 | Pago de cesantías | 20190213 | 0.00 | 5863,215,432.00 | 5863,215,432.00 | 0.00 |
| 25 11 02 11 | Cesantias Regomen Nu | 20190331 | 0.00 | 0.00 | 664,125,677.00 | 664,125,677.00- |
| 25 11 03 | Intereses Sobre Cesa | 20190331 | 709,587,858.00- | 710,008,424.00 | 7,061,823.00 | 6,641,257.00- |
| 25 11 03 11 | Intereses Sobre Cesa | 20190331 | 709,587,858.00- | 710,008,424.00 | 7,061,823.00 | 6,641,257.00- |
| 25 11 04 | Vacaciones | 20190331 | 0.00 | 0.00 | 1387,333,084.00 | 1387,333,084.00- |
| 25 11 04 11 | Vacaciones Provision | 20190331 | 0.00 | 0.00 | 1387,333,084.00 | 1387,333,084.00- |
| 25 11 05 | Prima de vacaciones | 20190331 | 0.00 | 0.00 | 1039,646,266.00 | 1039,646,266.00- |
| 25 11 05 11 | Prima de vacaciones | 20190331 | 0.00 | 0.00 | 1039,646,266.00 | 1039,646,266.00- |
| 25 11 06 | Prima de servicios | 20190331 | 0.00 | 0.00 | 1353,077,765.00 | 1353,077,765.00- |
| 25 11 06 11 | Prima de servicios p | 20190331 | 0.00 | 0.00 | 1353,077,765.00 | 1353,077,765.00- |
| 25 11 07 | Prima de navidad | 20190331 | 0.00 | 0.00 | 1435,693,022.00 | 1435,693,022.00- |

| C U E N T A | D E S C R I P C I O N | ULT. MOV. | SALDO ANTERIOR | DEBITOS | CREDITOS | NUEVO SALDO |
|----------------|-----------------------|-----------|--------------------|------------------|------------------|--------------------|
| 25 11 07 11 | Prima de navidad Pro | 20190331 | 0.00 | 0.00 | 1435,693,022.00 | 1435,693,022.00- |
| 25 11 11 | Aportes A Riesgos La | 20180703 | 18,500.00- | 0.00 | 0.00 | 18,500.00- |
| 25 12 | BENEFICIOS A LOS EMP | 20190424 | 8917,666,054.00- | 95,930,620.00 | 1093,047,263.00 | 9914,782,697.00- |
| 25 12 04 | Cesantias Retroactiv | 20190424 | 8917,666,054.00- | 95,930,620.00 | 1093,047,263.00 | 9914,782,697.00- |
| 25 12 04 01 | Cesantias por Girar | 20190424 | 8917,666,054.00- | 95,930,620.00 | 35,979,081.00 | 8857,714,515.00- |
| 25 12 04 11 | Cesantias Retroactiv | 20190331 | 0.00 | 0.00 | 1057,068,182.00 | 1057,068,182.00- |
| 25 14 | BENEFICIOS POSEMPLEO | 20190426 | 891186,719,371.00- | 38617,087,410.00 | 23504,060,171.00 | 876073,692,132.00- |
| 25 14 01 | Pensiones De Jubilac | 20190426 | 0.00 | 9434,911,267.00 | 9434,911,267.00 | 0.00 |
| 25 14 04 | Mesadas Pensionales | 20181226 | 60,541,524.00- | 0.00 | 0.00 | 60,541,524.00- |
| 25 14 05 | Cuotas Partes De Pen | 20190411 | 0.00 | 117,479,882.00 | 117,479,882.00 | 0.00 |
| 25 14 10 | Cálculo Actuarial De | 20190424 | 822477,640,141.00- | 27481,661,379.00 | 13706,631,703.00 | 808702,610,465.00- |
| 25 14 10 01 | Calculo Actuarial Pe | 20181231 | 822477,640,141.00- | 0.00 | 0.00 | 822477,640,141.00- |
| 25 14 10 02 | Mesadas Pagadas | 20190424 | 0.00 | 26944,952,040.00 | 13703,856,747.00 | 13241,095,293.00 |
| 25 14 10 03 | Subsidio De Libros | 20190328 | 0.00 | 113,284,688.00 | 2,574,652.00 | 110,710,036.00 |
| 25 14 10 04 | Incremento Cotizacio | 20190408 | 0.00 | 361,491,516.00 | 0.00 | 361,491,516.00 |
| 25 14 10 05 | Subsidio Familiar | 20190328 | 0.00 | 61,933,135.00 | 200,304.00 | 61,732,831.00 |
| 25 14 12 | Cálculo Actuarial Fu | 20190410 | 61746,663,550.00- | 1465,555,000.00 | 228,919,000.00 | 60510,027,550.00- |
| 25 14 12 01 | Cálculo Actuarial Bo | 20190227 | 61746,663,550.00- | 213,292,000.00 | 213,292,000.00 | 61746,663,550.00- |
| 25 14 12 02 | Pago Cuotas Bonos Pe | 20190410 | 0.00 | 1252,263,000.00 | 15,627,000.00 | 1236,636,000.00 |
| 25 14 14 | Cálculo Actuarial De | 20190410 | 6901,874,156.00- | 117,479,882.00 | 16,118,319.00 | 6800,512,593.00- |
| 25 14 14 01 | Calculo Actuarial De | 20181231 | 6901,874,156.00- | 0.00 | 0.00 | 6901,874,156.00- |
| 25 14 14 02 | Pago De Cuotas Part | 20190410 | 0.00 | 117,479,882.00 | 16,118,319.00 | 101,361,563.00 |
| 27 | PROVISIONES | 20190408 | 564,822,272.00- | 734,258,892.00 | 801,870,344.00 | 632,433,724.00- |
| 27 01 | LITIGIOS Y DEMANDAS | 20190408 | 564,822,272.00- | 734,258,892.00 | 801,870,344.00 | 632,433,724.00- |
| 27 01 03 | Administrativas | 20190408 | 533,881,635.00- | 703,318,255.00 | 693,116,225.00 | 523,679,605.00- |
| 27 01 05 | Laborales | 20190329 | 30,940,637.00- | 30,940,637.00 | 108,754,119.00 | 108,754,119.00- |
| 29 | OTROS PASIVOS | 20190426 | 22763,736,892.00- | 14221,339,998.00 | 11099,901,280.00 | 19642,298,174.00- |
| 29 02 | RECURSOS RECIBIDOS E | 20190331 | 4147,042,201.00- | 734,394,161.00 | 668,391,740.00 | 4081,039,780.00- |
| 29 02 01 | En Administración | 20190331 | 4147,042,201.00- | 734,394,161.00 | 668,391,740.00 | 4081,039,780.00- |
| 29 02 01 03 | En administración de | 20190331 | 4119,816,113.00- | 719,774,161.00 | 668,391,740.00 | 4068,433,692.00- |
| 29 02 01 03 01 | RECURSOS RECIBIDOS E | 20190331 | 4119,816,113.00- | 719,774,161.00 | 668,391,740.00 | 4068,433,692.00- |
| 29 02 01 04 | En administración de | 20190326 | 27,226,088.00- | 14,620,000.00 | 0.00 | 12,606,088.00- |
| 29 02 01 04 01 | RECURSOS RECIBIDOS E | 20190326 | 27,226,088.00- | 14,620,000.00 | 0.00 | 12,606,088.00- |
| 29 03 | DEPÓSITOS RECIBIDOS | 20190426 | 260,532,122.00- | 13,607,724.00 | 14,206,168.00 | 261,130,566.00- |
| 29 03 04 | Depósitos Sobre Cont | 20181214 | 243,995,993.00- | 0.00 | 0.00 | 243,995,993.00- |
| 29 03 90 | Otros Depósitos | 20190426 | 16,536,129.00- | 13,607,724.00 | 14,206,168.00 | 17,134,573.00- |
| 29 03 90 08 | Ingresos Para Legali | 20190426 | 15,837,217.00- | 13,607,724.00 | 14,206,168.00 | 16,435,661.00- |
| 29 03 90 23 | Mayores Valores Cons | 20181219 | 698,912.00- | 0.00 | 0.00 | 698,912.00- |
| 29 10 | INGRESOS RECIBIDOS P | 20190331 | 18356,162,569.00- | 11992,156,113.00 | 8936,121,372.00 | 15300,127,828.00- |
| 29 10 01 | Intereses | 20190329 | 325,133,681.00- | 18,577,723.00 | 62,163,895.00 | 368,719,853.00- |
| 29 10 01 02 | DAVIVIENDA 68614 GRA | 20190329 | 145,761,027.00- | 6,412,932.00 | 26,431,709.00 | 165,779,804.00- |
| 29 10 01 03 | DAVIVIENDA 68618 CUR | 20190329 | 10,632,503.00- | 2,113,768.00 | 936,926.00 | 9,455,661.00- |
| 29 10 01 04 | OCCIDENTE CTA 230857 | 20190329 | 84,814,615.00- | 311,982.00 | 8,424,514.00 | 92,927,147.00- |
| 29 10 01 05 | OCCIDENTE CTA 230858 | 20190329 | 51,051,220.00- | 0.00 | 3,572,346.00 | 54,623,566.00- |
| 29 10 01 06 | OCCIDENTE CTA 230858 | 20190329 | 32,874,316.00- | 9,739,041.00 | 22,798,400.00 | 45,933,675.00- |
| 29 10 26 | Servicios educativos | 20190331 | 17019,952,346.00- | 10450,820,622.00 | 7795,463,709.00 | 14364,595,433.00- |
| 29 10 26 03 | Anticipos con otras | 20190331 | 16535,906,958.00- | 9584,698,445.00 | 6279,705,943.00 | 13230,914,456.00- |
| 29 10 26 03 01 | Ingresos recibidos | 20190331 | 16535,906,958.00- | 9584,698,445.00 | 6279,705,943.00 | 13230,914,456.00- |
| 29 10 26 04 | Anticipos con otras | 20190329 | 484,045,388.00- | 866,122,177.00 | 1515,757,766.00 | 1133,680,977.00- |
| 29 10 26 04 01 | Ingresos Recibidos | 20190329 | 484,045,388.00- | 866,122,177.00 | 1515,757,766.00 | 1133,680,977.00- |
| 29 10 90 | Otros ingresos recib | 20190329 | 1011,076,542.00- | 1522,757,768.00 | 1078,493,768.00 | 566,812,542.00- |
| 29 19 | BONOS PENSIONALES | 20190411 | 0.00 | 1481,182,000.00 | 1481,182,000.00 | 0.00 |

| C U E N T A | D E S C R I P C I O N | U L T. M O V. | S A L D O A N T E R I O R | D E B I T O S | C R E D I T O S | N U E V O S A L D O |
|----------------|-----------------------|---------------|---------------------------|--------------------|--------------------|---------------------|
| 29 19 01 | Cuotas Partes De Bon | 20190411 | 0.00 | 1481,182,000.00 | 1481,182,000.00 | 0.00 |
| 31 | PATRIMONIO DE LAS IN | 20190101 | 2257483,097,844.00- | 2646981,113,972.00 | 2646981,113,972.00 | 2257483,097,844.00- |
| 31 05 | CAPITAL FISCAL | 20171231 | 93821,892,396.00- | 0.00 | 0.00 | 93821,892,396.00- |
| 31 05 06 | Capital Fiscal | 20171231 | 93821,892,396.00- | 0.00 | 0.00 | 93821,892,396.00- |
| 31 09 | RESULTADOS DE EJERCI | 20190101 | 0.00 | 0.00 | 2278727,659,714.00 | 2278727,659,714.00- |
| 31 09 01 | Utilidades O Exceden | 20190101 | 0.00 | 0.00 | 2278727,659,714.00 | 2278727,659,714.00- |
| 31 09 01 01 | RESULTADO POR IMPACT | 20190101 | 0.00 | 0.00 | 2213172,373,394.00 | 2213172,373,394.00- |
| 31 09 01 02 | RESULTADO AÑO 2018 | 20190101 | 0.00 | 0.00 | 65555,286,320.00 | 65555,286,320.00- |
| 31 10 | RESULTADO DEL EJERCI | 20190101 | 65555,286,320.00- | 65555,286,320.00 | 0.00 | 0.00 |
| 31 10 01 | Utilidad O Excedente | 20190101 | 65555,286,320.00- | 65555,286,320.00 | 0.00 | 0.00 |
| 31 45 | IMPACTOS POR LA TRAN | 20190101 | 2213172,373,394.00- | 2581425,827,652.00 | 368253,454,258.00 | 0.00 |
| 31 45 02 | Inversiones E Instru | 20190101 | 26,955,605.00- | 26,955,605.00 | 0.00 | 0.00 |
| 31 45 03 | Cuentas Por Cobrar | 20190101 | 36966,684,018.00 | 0.00 | 36966,684,018.00 | 0.00 |
| 31 45 04 | Prestamos Por Cobrar | 20190101 | 367,355,328.00 | 0.00 | 367,355,328.00 | 0.00 |
| 31 45 06 | Propiedades Planta | 20190101 | 21546,320,958.00- | 21546,320,958.00 | 0.00 | 0.00 |
| 31 45 12 | Otros Activos | 20190101 | 2547646,533,434.00- | 2547646,533,434.00 | 0.00 | 0.00 |
| 31 45 15 | Cuentas Por Pagar | 20190101 | 548,145,894.00- | 548,145,894.00 | 0.00 | 0.00 |
| 31 45 16 | Beneficios A Los Emp | 20190101 | 193070,926,536.00 | 0.00 | 193070,926,536.00 | 0.00 |
| 31 45 18 | Provisiones | 20190101 | 10402,504,467.00- | 10402,504,467.00 | 0.00 | 0.00 |
| 31 45 19 | Otros Pasivos | 20190101 | 137848,488,376.00 | 0.00 | 137848,488,376.00 | 0.00 |
| 31 45 90 | Otros Impactos Por T | 20190101 | 1255,367,294.00- | 1255,367,294.00 | 0.00 | 0.00 |
| 31 51 | GANANCIAS O PÉRDIDAS | 20181231 | 115066,454,266.00 | 0.00 | 0.00 | 115066,454,266.00 |
| 31 51 01 | Ganancias O Perdidas | 20181231 | 115066,454,266.00 | 0.00 | 0.00 | 115066,454,266.00 |
| 41 | INGRESOS FISCALES | 20190329 | 0.00 | 0.00 | 11192,051,535.00 | 11192,051,535.00 |
| 41 10 | CONTRIBUCIONES TASA | 20190329 | 0.00 | 0.00 | 11192,051,535.00 | 11192,051,535.00- |
| 41 10 04 | Sanciones | 20190329 | 0.00 | 0.00 | 9,949,828.00 | 9,949,828.00- |
| 41 10 27 | Estampillas | 20190329 | 0.00 | 0.00 | 11182,101,707.00 | 11182,101,707.00- |
| 41 10 27 01 | Estampillas-Proyecto | 20190329 | 0.00 | 0.00 | 913,055,447.00 | 913,055,447.00- |
| 41 10 27 01 01 | Estampilla Pro Unive | 20190329 | 0.00 | 0.00 | 913,055,447.00 | 913,055,447.00- |
| 41 10 27 03 | Estampillas-Proyecto | 20190329 | 0.00 | 0.00 | 10269,046,260.00 | 10269,046,260.00- |
| 41 10 27 03 01 | Estampilla UD 1.0 | 20190329 | 0.00 | 0.00 | 3895,528,583.00 | 3895,528,583.00- |
| 41 10 27 03 02 | Estampilla UD 1.1 | 20190329 | 0.00 | 0.00 | 6373,517,677.00 | 6373,517,677.00- |
| 43 | VENTA DE SERVICIOS | 20190423 | 0.00 | 3,173,459.00 | 12993,372,585.00 | 12990,199,126.00- |
| 43 05 | SERVICIOS EDUCATIVOS | 20190423 | 0.00 | 188,300.00 | 12993,372,585.00 | 12993,184,285.00- |
| 43 05 13 | Educación Formal - S | 20190423 | 0.00 | 0.00 | 1075,538,572.00 | 1075,538,572.00- |
| 43 05 13 02 | Superior Formación T | 20190423 | 0.00 | 0.00 | 1006,498,572.00 | 1006,498,572.00- |
| 43 05 13 04 | Derechos Academicos | 20190328 | 0.00 | 0.00 | 69,040,000.00 | 69,040,000.00- |
| 43 05 13 04 05 | Sistematización | 20190328 | 0.00 | 0.00 | 57,130,600.00 | 57,130,600.00- |
| 43 05 13 04 06 | Carnet | 20190328 | 0.00 | 0.00 | 11,909,400.00 | 11,909,400.00- |
| 43 05 14 | Educación Formal - S | 20190423 | 0.00 | 0.00 | 5720,062,147.00 | 5720,062,147.00- |
| 43 05 14 02 | Superior Formación P | 20190423 | 0.00 | 0.00 | 5250,697,161.00 | 5250,697,161.00- |
| 43 05 14 04 | Superior Formación P | 20190423 | 0.00 | 0.00 | 469,364,986.00 | 469,364,986.00- |
| 43 05 14 04 03 | Certificados De Nota | 20190423 | 0.00 | 0.00 | 16,301,126.00 | 16,301,126.00- |
| 43 05 14 04 05 | Sistematizacion | 20190322 | 0.00 | 0.00 | 168,210,500.00 | 168,210,500.00- |
| 43 05 14 04 06 | Carnet | 20190423 | 0.00 | 0.00 | 54,751,345.00 | 54,751,345.00- |
| 43 05 14 04 07 | Constancia De Estudi | 20190423 | 0.00 | 0.00 | 22,858,000.00 | 22,858,000.00- |
| 43 05 14 04 08 | Derechos De Grado | 20190423 | 0.00 | 0.00 | 169,726,600.00 | 169,726,600.00- |
| 43 05 14 04 09 | Copias De Actas De G | 20190423 | 0.00 | 0.00 | 2,538,800.00 | 2,538,800.00- |
| 43 05 14 04 10 | Duplicado De Diploma | 20190423 | 0.00 | 0.00 | 1,656,000.00 | 1,656,000.00- |
| 43 05 14 04 11 | Programa Apoyo Alime | 20190423 | 0.00 | 0.00 | 19,059,300.00 | 19,059,300.00- |
| 43 05 14 04 12 | Multas Y Sanciones | 20190423 | 0.00 | 0.00 | 7,326,515.00 | 7,326,515.00- |

5

| C U E N T A | D E S C R I P C I O N | U L T. M O V. | S A L D O A N T E R I O R | D E B I T O S | C R E D I T O S | N U E V O S A L D O |
|----------------|-----------------------|---------------|---------------------------|------------------|------------------|---------------------|
| 43 05 14 04 13 | Formularios De Pregr | 20190410 | 0.00 | 0.00 | 6,936,800.00 | 6,936,800.00- |
| 43 05 15 | Educación Formal - S | 20190423 | 0.00 | 188,300.00 | 6197,771,866.00 | 6197,583,566.00- |
| 43 05 15 02 | Superior Postgrados | 20190423 | 0.00 | 139,000.00 | 6132,017,266.00 | 6131,878,266.00- |
| 43 05 15 04 | Superior Postgrados | 20190423 | 0.00 | 49,300.00 | 65,754,600.00 | 65,705,300.00- |
| 43 05 15 04 05 | Sistematizacion | 20190410 | 0.00 | 0.00 | 44,500,000.00 | 44,500,000.00- |
| 43 05 15 04 06 | Carnet | 20190410 | 0.00 | 0.00 | 9,269,000.00 | 9,269,000.00- |
| 43 05 15 04 13 | Formularios De Posgr | 20190423 | 0.00 | 49,300.00 | 11,985,600.00 | 11,936,300.00- |
| 43 95 | DEVOLUCIONES REBAJA | 20190411 | 0.00 | 2,985,159.00 | 0.00 | 2,985,159.00 |
| 43 95 01 | Servicios Educativos | 20190411 | 0.00 | 2,985,159.00 | 0.00 | 2,985,159.00 |
| 43 95 01 14 | Educación Formal - S | 20190411 | 0.00 | 130,501.00 | 0.00 | 130,501.00 |
| 43 95 01 14 03 | Devolucion Matricula | 20190411 | 0.00 | 130,501.00 | 0.00 | 130,501.00 |
| 43 95 01 15 | Educación Formal - S | 20190411 | 0.00 | 2,854,658.00 | 0.00 | 2,854,658.00 |
| 43 95 01 15 03 | Devolucion Matricula | 20190411 | 0.00 | 2,854,658.00 | 0.00 | 2,854,658.00 |
| 44 | TRANSFERENCIAS | 20190412 | 0.00 | 0.00 | 6289,413,904.00 | 6289,413,904.00- |
| 44 28 | OTRAS TRANSFERENCIAS | 20190412 | 0.00 | 0.00 | 6289,413,904.00 | 6289,413,904.00- |
| 44 28 03 | Para Ingresos De Fun | 20190412 | 0.00 | 0.00 | 6289,413,904.00 | 6289,413,904.00- |
| 44 28 03 01 | Ley 30 1992 - Nacio | 20190412 | 0.00 | 0.00 | 6289,413,904.00 | 6289,413,904.00- |
| 47 | OPERACIONES INTERINS | 20190426 | 0.00 | 3,342,270.00 | 32375,497,411.00 | 32372,155,141.00- |
| 47 05 | FONDOS RECIBIDOS | 20190426 | 0.00 | 3,342,270.00 | 32375,497,411.00 | 32372,155,141.00- |
| 47 05 08 | Funcionamiento | 20190426 | 0.00 | 3,342,270.00 | 32375,497,411.00 | 32372,155,141.00- |
| 48 | OTROS INGRESOS | 20190423 | 0.00 | 305,082,090.00 | 2971,487,067.00 | 2666,404,977.00- |
| 48 02 | FINANCIEROS | 20190402 | 0.00 | 304,483,232.00 | 1019,904,350.00 | 715,421,118.00- |
| 48 02 01 | Intereses Sobre Depo | 20190329 | 0.00 | 0.00 | 260,608,086.00 | 260,608,086.00- |
| 48 02 01 01 | Intereses Cuentas de | 20190329 | 0.00 | 0.00 | 156,592,758.00 | 156,592,758.00- |
| 48 02 01 03 | Intereses Cuentas de | 20190329 | 0.00 | 0.00 | 101,235,526.00 | 101,235,526.00- |
| 48 02 01 04 | Intereses Cuenta Aho | 20190131 | 0.00 | 0.00 | 2,674,192.00 | 2,674,192.00- |
| 48 02 01 05 | Intereses Recursos m | 20190329 | 0.00 | 0.00 | 105,610.00 | 105,610.00- |
| 48 02 13 | Intereses CDT | 20190402 | 0.00 | 304,483,232.00 | 759,296,264.00 | 454,813,032.00- |
| 48 02 13 01 | CDT Recursos Propios | 20190402 | 0.00 | 304,483,232.00 | 759,296,264.00 | 454,813,032.00- |
| 48 08 | INGRESOS DIVERSOS | 20190423 | 0.00 | 598,858.00 | 1698,591,939.00 | 1697,993,081.00- |
| 48 08 03 | Cuotaz Partes de Pen | 20190326 | 0.00 | 0.00 | 28,677,121.00 | 28,677,121.00- |
| 48 08 17 | Arrendamiento Operat | 20190423 | 0.00 | 0.00 | 1,708,744.00 | 1,708,744.00- |
| 48 08 17 01 | Arrendamientos Opera | 20190423 | 0.00 | 0.00 | 1,708,744.00 | 1,708,744.00- |
| 48 08 26 | Recuperaciones | 20190423 | 0.00 | 0.00 | 1029,475,636.00 | 1029,475,636.00- |
| 48 08 26 01 | Reintegro Iva Ley 30 | 20190228 | 0.00 | 0.00 | 202,149,901.00 | 202,149,901.00- |
| 48 08 26 02 | Incapacidades | 20190411 | 0.00 | 0.00 | 5,401,735.00 | 5,401,735.00- |
| 48 08 26 04 | Ingresos por Exceden | 20190423 | 0.00 | 0.00 | 21,924,000.00 | 21,924,000.00- |
| 48 08 26 06 | Productos y servicio | 20190301 | 0.00 | 0.00 | 800,000,000.00 | 800,000,000.00- |
| 48 08 26 06 01 | Ingresos por Product | 20190301 | 0.00 | 0.00 | 800,000,000.00 | 800,000,000.00- |
| 48 08 27 | Aprovechamientos | 20190423 | 0.00 | 0.00 | 624,238,035.00 | 624,238,035.00- |
| 48 08 27 02 | Otros Ingresos Aprov | 20190423 | 0.00 | 0.00 | 624,238,035.00 | 624,238,035.00- |
| 48 08 29 | Responsabilidades fi | 20190408 | 0.00 | 0.00 | 2,100,000.00 | 2,100,000.00- |
| 48 08 37 | Ajuste beneficios a | 20190329 | 0.00 | 499,470.00 | 12,263,773.00 | 11,764,303.00- |
| 48 08 90 | Otros Ingresos Diver | 20190411 | 0.00 | 99,388.00 | 128,630.00 | 29,242.00- |
| 48 08 90 02 | Ajuste Aproximacion | 20190411 | 0.00 | 99,388.00 | 115,558.00 | 16,170.00- |
| 48 08 90 03 | Otros | 20190226 | 0.00 | 0.00 | 13,072.00 | 13,072.00- |
| 48 30 | REVERSIÓN DE LAS PÉR | 20190329 | 0.00 | 0.00 | 252,990,778.00 | 252,990,778.00- |
| 48 30 04 | Prestamos por cobrar | 20190329 | 0.00 | 0.00 | 16,245,024.00 | 16,245,024.00- |
| 48 30 05 | Inventarios | 20190320 | 0.00 | 0.00 | 236,745,754.00 | 236,745,754.00- |
| 51 | DE ADMINISTRACIÓN Y | 20190426 | 0.00 | 29048,744,452.00 | 16588,336,187.00 | 12460,408,265.00 |

| C U E N T A | D E S C R I P C I O N | ULT. MOV. | SALDO ANTERIOR | DEBITOS | CREDITOS | NUEVO SALDO |
|-------------|-----------------------|-----------|----------------|------------------|------------------|-----------------|
| 51 01 | SUELDOS Y SALARIOS | 20190424 | 0.00 | 19392,358,226.00 | 16456,124,316.00 | 2936,233,910.00 |
| 51 01 01 | Sueldos | 20190424 | 0.00 | 2243,055,548.00 | 101,541.00 | 2242,954,007.00 |
| 51 01 03 | Horas Extras Y Festi | 20190411 | 0.00 | 36,357,149.00 | 0.00 | 36,357,149.00 |
| 51 01 05 | Gastos De Representa | 20190411 | 0.00 | 66,446,531.00 | 0.00 | 66,446,531.00 |
| 51 01 10 | Prima Tecnica | 20190411 | 0.00 | 414,111,632.00 | 0.00 | 414,111,632.00 |
| 51 01 19 | Bonificaciones | 20190411 | 0.00 | 143,674,498.00 | 0.00 | 143,674,498.00 |
| 51 01 19 01 | Bonificacion Por Ser | 20190411 | 0.00 | 74,158,894.00 | 0.00 | 74,158,894.00 |
| 51 01 19 03 | Subsidio de Libros | 20190411 | 0.00 | 69,515,604.00 | 0.00 | 69,515,604.00 |
| 51 01 23 | Auxilio De Transport | 20190411 | 0.00 | 17,083,755.00 | 0.00 | 17,083,755.00 |
| 51 01 60 | Subsidio De Alimenta | 20190411 | 0.00 | 15,606,338.00 | 0.00 | 15,606,338.00 |
| 51 01 90 | Total Nómina Para De | 20190411 | 0.00 | 16456,022,775.00 | 16456,022,775.00 | 0.00 |
| 51 02 | CONTRIBUCIONES IMPUT | 20190411 | 0.00 | 59,803,755.00 | 0.00 | 59,803,755.00 |
| 51 02 02 | Subsidio Familiar | 20190411 | 0.00 | 59,803,755.00 | 0.00 | 59,803,755.00 |
| 51 03 | CONTRIBUCIONES EFECT | 20190408 | 0.00 | 1158,561,545.00 | 3,774,126.00 | 1154,787,419.00 |
| 51 03 02 | Aportes A Cajas De C | 20190408 | 0.00 | 82,297,300.00 | 0.00 | 82,297,300.00 |
| 51 03 03 | Cotizaciones A Segur | 20190408 | 0.00 | 171,860,569.00 | 0.00 | 171,860,569.00 |
| 51 03 04 | Aportes Sindicales | 20190301 | 0.00 | 157,773,410.00 | 2,343,726.00 | 155,429,684.00 |
| 51 03 05 | Cotizaciones A Riesg | 20190408 | 0.00 | 11,639,400.00 | 1,430,400.00 | 10,209,000.00 |
| 51 03 07 | Cotizaciones A Entid | 20190408 | 0.00 | 240,548,252.00 | 0.00 | 240,548,252.00 |
| 51 03 08 | Medicina Prepagada | 20190204 | 0.00 | 494,442,614.00 | 0.00 | 494,442,614.00 |
| 51 04 | APORTES SOBRE LA NÓM | 20190408 | 0.00 | 61,078,850.00 | 0.00 | 61,078,850.00 |
| 51 04 01 | Aportes Al Icbf | 20190408 | 0.00 | 61,078,850.00 | 0.00 | 61,078,850.00 |
| 51 07 | PRESTACIONES SOCIALE | 20190424 | 0.00 | 1512,139,148.00 | 0.00 | 1512,139,148.00 |
| 51 07 01 | Vacaciones | 20190331 | 0.00 | 256,332,176.00 | 0.00 | 256,332,176.00 |
| 51 07 02 | Cesantías | 20190410 | 0.00 | 312,362,163.00 | 0.00 | 312,362,163.00 |
| 51 07 02 01 | Cesantias Regimen Nu | 20190410 | 0.00 | 126,553,534.00 | 0.00 | 126,553,534.00 |
| 51 07 02 02 | Cesantias Regimen An | 20190405 | 0.00 | 185,808,629.00 | 0.00 | 185,808,629.00 |
| 51 07 03 | Intereses A Las Cesa | 20190331 | 0.00 | 1,213,906.00 | 0.00 | 1,213,906.00 |
| 51 07 04 | Prima De Vacaciones | 20190424 | 0.00 | 232,489,891.00 | 0.00 | 232,489,891.00 |
| 51 07 05 | Prima De Navidad | 20190424 | 0.00 | 248,905,411.00 | 0.00 | 248,905,411.00 |
| 51 07 06 | Prima De Servicios | 20190424 | 0.00 | 263,451,158.00 | 0.00 | 263,451,158.00 |
| 51 07 07 | Bonificación Especia | 20190411 | 0.00 | 662,882.00 | 0.00 | 662,882.00 |
| 51 07 90 | Otras Primas | 20190411 | 0.00 | 195,651,423.00 | 0.00 | 195,651,423.00 |
| 51 07 90 01 | Prima Por Antigüedad | 20190411 | 0.00 | 157,057,076.00 | 0.00 | 157,057,076.00 |
| 51 07 90 02 | Prima Secretarial | 20190411 | 0.00 | 38,594,347.00 | 0.00 | 38,594,347.00 |
| 51 07 95 | Otras Prestaciones S | 20190322 | 0.00 | 1,070,138.00 | 0.00 | 1,070,138.00 |
| 51 07 95 02 | Beneficio Permanenci | 20190322 | 0.00 | 1,070,138.00 | 0.00 | 1,070,138.00 |
| 51 11 | GENERALES | 20190426 | 0.00 | 6863,451,795.00 | 128,437,745.00 | 6735,014,050.00 |
| 51 11 13 | Vigilancia Y Segurid | 20190405 | 0.00 | 644,444,530.00 | 0.00 | 644,444,530.00 |
| 51 11 14 | Materiales Y Suminis | 20190329 | 0.00 | 727,193,680.00 | 92,763,865.00 | 634,429,815.00 |
| 51 11 14 01 | Materiales y Suminis | 20190329 | 0.00 | 586,759,101.00 | 92,763,865.00 | 493,995,236.00 |
| 51 11 14 04 | Grupo 1-04 Elementos | 20190329 | 0.00 | 140,434,579.00 | 0.00 | 140,434,579.00 |
| 51 11 15 | Mantenimiento | 20190410 | 0.00 | 471,868,305.00 | 26,281,388.00 | 445,586,917.00 |
| 51 11 17 | Servicios Públicos | 20190424 | 0.00 | 542,461,980.00 | 0.00 | 542,461,980.00 |
| 51 11 18 | Arrendamiento Operat | 20190329 | 0.00 | 133,518,773.00 | 0.00 | 133,518,773.00 |
| 51 11 21 | Impresos Publicacio | 20190329 | 0.00 | 98,978,779.00 | 0.00 | 98,978,779.00 |
| 51 11 21 01 | Suscripciones Y Afil | 20190301 | 0.00 | 32,067,532.00 | 0.00 | 32,067,532.00 |
| 51 11 21 02 | Impresiones Y Public | 20190329 | 0.00 | 66,911,247.00 | 0.00 | 66,911,247.00 |
| 51 11 23 | Comunicaciones Y Tra | 20190409 | 0.00 | 7,173,956.00 | 0.00 | 7,173,956.00 |
| 51 11 25 | Seguros Generales | 20190331 | 0.00 | 409,526,265.00 | 0.00 | 409,526,265.00 |
| 51 11 37 | Eventos Culturales | 20190401 | 0.00 | 109,033,161.00 | 0.00 | 109,033,161.00 |
| 51 11 37 01 | Organizacion de Even | 20190401 | 0.00 | 109,033,161.00 | 0.00 | 109,033,161.00 |
| 51 11 46 | Combustibles Y Lubri | 20190315 | 0.00 | 11,173,545.00 | 0.00 | 11,173,545.00 |
| 51 11 46 02 | Grupo 1 02 Combustib | 20190315 | 0.00 | 11,173,545.00 | 0.00 | 11,173,545.00 |

| C U E N T A | D E S C R I P C I O N | ULT. MOV. | SALDO ANTERIOR | DEBITOS | CREDITOS | NUEVO SALDO |
|----------------|-----------------------|-----------|----------------|------------------|------------------|------------------|
| 51 11 49 | Servicios De Aseo C | 20190401 | 0.00 | 328,068,506.00 | 0.00 | 328,068,506.00 |
| 51 11 65 | Intangibles | 20190318 | 0.00 | 300,158,677.00 | 0.00 | 300,158,677.00 |
| 51 11 65 01 | Renovacion Licencias | 20190318 | 0.00 | 300,158,677.00 | 0.00 | 300,158,677.00 |
| 51 11 79 | Honorarios | 20190426 | 0.00 | 2933,011,473.00 | 9,392,492.00 | 2923,618,981.00 |
| 51 11 90 | Otros Gastos General | 20190410 | 0.00 | 146,840,165.00 | 0.00 | 146,840,165.00 |
| 51 11 90 01 | Otros Gastos | 20190410 | 0.00 | 12,309.00 | 0.00 | 12,309.00 |
| 51 11 90 10 | Grupo 1-10 Utiles Es | 20190314 | 0.00 | 146,827,856.00 | 0.00 | 146,827,856.00 |
| 51 20 | IMPUESTOS CONTRIBUC | 20190402 | 0.00 | 1,351,133.00 | 0.00 | 1,351,133.00 |
| 51 20 01 | Impuesto Predial Uni | 20190402 | 0.00 | 95,483.00 | 0.00 | 95,483.00 |
| 51 20 10 | Tasas | 20190307 | 0.00 | 635,250.00 | 0.00 | 635,250.00 |
| 51 20 17 | Intereses De Mora | 20190321 | 0.00 | 620,400.00 | 0.00 | 620,400.00 |
| 53 | DETERIORO DEPRECIAC | 20190405 | 0.00 | 1165,693,591.00 | 0.00 | 1165,693,591.00 |
| 53 60 | DEPRECIACIÓN DE PROP | 20190331 | 0.00 | 345,081,750.00 | 0.00 | 345,081,750.00 |
| 53 60 01 | Edificaciones | 20190331 | 0.00 | 345,081,750.00 | 0.00 | 345,081,750.00 |
| 53 68 | PROVISIÓN LITIGIOS Y | 20190405 | 0.00 | 820,611,841.00 | 0.00 | 820,611,841.00 |
| 53 68 01 | Civiles | 20190405 | 0.00 | 820,611,841.00 | 0.00 | 820,611,841.00 |
| 58 | OTROS GASTOS | 20190329 | 0.00 | 89,855,036.00 | 0.00 | 89,855,036.00 |
| 58 02 | COMISIONES | 20190328 | 0.00 | 47,696,723.00 | 0.00 | 47,696,723.00 |
| 58 02 06 | Adquisición De Biene | 20190328 | 0.00 | 47,696,723.00 | 0.00 | 47,696,723.00 |
| 58 04 | FINANCIEROS | 20190329 | 0.00 | 42,158,313.00 | 0.00 | 42,158,313.00 |
| 58 04 23 | Perdida por baja en | 20190329 | 0.00 | 42,158,313.00 | 0.00 | 42,158,313.00 |
| 63 | COSTO DE VENTAS DE S | 20190331 | 0.00 | 30744,298,620.00 | 0.00 | 30744,298,620.00 |
| 63 05 | SERVICIOS EDUCATIVOS | 20190331 | 0.00 | 30744,298,620.00 | 0.00 | 30744,298,620.00 |
| 63 05 07 | Educación Formal - S | 20190331 | 0.00 | 3891,757,943.00 | 0.00 | 3891,757,943.00 |
| 63 05 08 | Educación Formal - S | 20190331 | 0.00 | 25321,060,656.00 | 0.00 | 25321,060,656.00 |
| 63 05 09 | Educación Formal - S | 20190331 | 0.00 | 1157,930,409.00 | 0.00 | 1157,930,409.00 |
| 63 05 50 | Servicios Conexos A | 20190331 | 0.00 | 373,549,612.00 | 0.00 | 373,549,612.00 |
| 72 | SERVICIOS EDUCATIVOS | 20190426 | 0.00 | 30779,879,225.00 | 30779,879,225.00 | 0.00 |
| 72 07 | EDUCACIÓN FORMAL - S | 20190411 | 0.00 | 3891,757,943.00 | 3891,757,943.00 | 0.00 |
| 72 07 02 | Generales | 20190327 | 0.00 | 510,331,937.00 | 0.00 | 510,331,937.00 |
| 72 07 02 02 | Honorarios | 20190327 | 0.00 | 497,709,611.00 | 0.00 | 497,709,611.00 |
| 72 07 02 05 | Gastos De Desplazami | 20190318 | 0.00 | 12,622,326.00 | 0.00 | 12,622,326.00 |
| 72 07 03 | Sueldos Y Salarios | 20190411 | 0.00 | 3263,289,116.00 | 0.00 | 3263,289,116.00 |
| 72 07 03 01 | Docentes De Planta T | 20190411 | 0.00 | 2446,165,734.00 | 0.00 | 2446,165,734.00 |
| 72 07 03 01 01 | Sueldo Básico Technol | 20190411 | 0.00 | 2337,222,752.00 | 0.00 | 2337,222,752.00 |
| 72 07 03 01 20 | Bonificación Por Ser | 20190411 | 0.00 | 108,942,982.00 | 0.00 | 108,942,982.00 |
| 72 07 03 03 | Docentes Cátedra | 20190328 | 0.00 | 817,123,382.00 | 0.00 | 817,123,382.00 |
| 72 07 03 03 01 | Sueldo Básico | 20190328 | 0.00 | 817,123,382.00 | 0.00 | 817,123,382.00 |
| 72 07 09 | Prestaciones Sociale | 20190328 | 0.00 | 118,136,890.00 | 0.00 | 118,136,890.00 |
| 72 07 09 03 | Docentes Cátedra | 20190328 | 0.00 | 118,136,890.00 | 0.00 | 118,136,890.00 |
| 72 07 09 03 01 | Vacaciones | 20190328 | 0.00 | 24,291,486.00 | 0.00 | 24,291,486.00 |
| 72 07 09 03 02 | Cesantias | 20190328 | 0.00 | 39,320,697.00 | 0.00 | 39,320,697.00 |
| 72 07 09 03 04 | Prima De Vacaciones | 20190328 | 0.00 | 19,572,981.00 | 0.00 | 19,572,981.00 |
| 72 07 09 03 06 | Prima De Servicios | 20190328 | 0.00 | 34,951,726.00 | 0.00 | 34,951,726.00 |
| 72 07 95 | Traslado De Costos (| 20190331 | 0.00 | 0.00 | 3891,757,943.00 | 3891,757,943.00 |
| 72 07 95 02 | Generales | 20190331 | 0.00 | 0.00 | 510,331,937.00 | 510,331,937.00 |
| 72 07 95 03 | Sueldos Y Salarios | 20190331 | 0.00 | 0.00 | 3263,289,116.00 | 3263,289,116.00 |
| 72 07 95 09 | Prestaciones Sociale | 20190331 | 0.00 | 0.00 | 118,136,890.00 | 118,136,890.00 |
| 72 08 | GENERALES | 20190426 | 0.00 | 25321,937,546.00 | 25321,937,546.00 | 0.00 |
| 72 08 02 | Generales | 20190426 | 0.00 | 2769,506,328.00 | 507,912.00 | 2768,998,416.00 |

| C U E N T A | D E S C R I P C I O N | U L T. M O V. | S A L D O A N T E R I O R | D E B I T O S | C R E D I T O S | N U E V O S A L D O |
|----------------|-----------------------|---------------|---------------------------|------------------|------------------|---------------------|
| 72 08 02 02 | Honorarios | 20190426 | 0.00 | 1840,174,848.00 | 507,912.00 | 1839,666,936.00 |
| 72 08 02 04 | Servicios | 20190423 | 0.00 | 151,436,353.00 | 0.00 | 151,436,353.00 |
| 72 08 02 05 | Gastos De Desplazami | 20190318 | 0.00 | 437,704,703.00 | 0.00 | 437,704,703.00 |
| 72 08 02 06 | Arrendamientos | 20190411 | 0.00 | 27,856,242.00 | 0.00 | 27,856,242.00 |
| 72 08 02 08 | Seguros | 20190424 | 0.00 | 345,686.00 | 0.00 | 345,686.00 |
| 72 08 02 09 | Gastos de Desarrollo | 20190424 | 0.00 | 75,681,302.00 | 0.00 | 75,681,302.00 |
| 72 08 02 10 | Otros Costos General | 20190313 | 0.00 | 165,749,998.00 | 0.00 | 165,749,998.00 |
| 72 08 02 10 02 | Aseo Cafeteria y Re | 20190313 | 0.00 | 5,150,000.00 | 0.00 | 5,150,000.00 |
| 72 08 02 10 05 | Contratos Movilidad | 20190213 | 0.00 | 160,599,998.00 | 0.00 | 160,599,998.00 |
| 72 08 02 19 | Viaticos | 20190424 | 0.00 | 67,992,846.00 | 0.00 | 67,992,846.00 |
| 72 08 02 19 01 | Legalizados | 20190424 | 0.00 | 67,992,846.00 | 0.00 | 67,992,846.00 |
| 72 08 02 21 | Impresos Publicacio | 20190425 | 0.00 | 2,564,350.00 | 0.00 | 2,564,350.00 |
| 72 08 02 21 01 | Gastos de Desarrollo | 20190425 | 0.00 | 2,564,350.00 | 0.00 | 2,564,350.00 |
| 72 08 03 | Sueldos Y Salarios | 20190411 | 0.00 | 13339,755,436.00 | 368,978.00 | 13339,386,458.00 |
| 72 08 03 01 | Docentes De Planta T | 20190411 | 0.00 | 10793,066,669.00 | 368,978.00 | 10792,697,691.00 |
| 72 08 03 01 01 | Sueldo Básico | 20190411 | 0.00 | 10374,303,509.00 | 368,978.00 | 10373,934,531.00 |
| 72 08 03 01 02 | Coordinación Academi | 20190225 | 0.00 | 3,903,454.00 | 0.00 | 3,903,454.00 |
| 72 08 03 01 20 | Bonificación Por Ser | 20190411 | 0.00 | 414,859,706.00 | 0.00 | 414,859,706.00 |
| 72 08 03 03 | Docentes Cátedra | 20190328 | 0.00 | 2546,688,767.00 | 0.00 | 2546,688,767.00 |
| 72 08 03 03 01 | Sueldo Básico | 20190328 | 0.00 | 2546,688,767.00 | 0.00 | 2546,688,767.00 |
| 72 08 05 | Contribuciones Efect | 20190408 | 0.00 | 3097,671,736.00 | 0.00 | 3097,671,736.00 |
| 72 08 05 01 | Docentes De Planta T | 20190408 | 0.00 | 3097,671,736.00 | 0.00 | 3097,671,736.00 |
| 72 08 05 01 02 | Aporte A Caja De Com | 20190408 | 0.00 | 724,918,000.00 | 0.00 | 724,918,000.00 |
| 72 08 05 01 03 | Cotización A Segurid | 20190408 | 0.00 | 960,230,364.00 | 0.00 | 960,230,364.00 |
| 72 08 05 01 05 | Cotización A Riesgos | 20190408 | 0.00 | 60,925,200.00 | 0.00 | 60,925,200.00 |
| 72 08 05 01 07 | Cotización A Entidad | 20190408 | 0.00 | 1351,598,172.00 | 0.00 | 1351,598,172.00 |
| 72 08 06 | Aportes Sobre La Nòm | 20190408 | 0.00 | 66,607,400.00 | 0.00 | 66,607,400.00 |
| 72 08 06 01 | Docentes De Planta T | 20190408 | 0.00 | 66,607,400.00 | 0.00 | 66,607,400.00 |
| 72 08 06 01 01 | Aportes Al Icbf | 20190408 | 0.00 | 66,607,400.00 | 0.00 | 66,607,400.00 |
| 72 08 09 | Prestaciones Sociale | 20190424 | 0.00 | 6048,396,646.00 | 0.00 | 6048,396,646.00 |
| 72 08 09 01 | Docentes De Planta T | 20190424 | 0.00 | 5675,437,860.00 | 0.00 | 5675,437,860.00 |
| 72 08 09 01 01 | Vacaciones | 20190331 | 0.00 | 1131,000,908.00 | 0.00 | 1131,000,908.00 |
| 72 08 09 01 02 | Cesantias | 20190424 | 0.00 | 1420,939,487.00 | 0.00 | 1420,939,487.00 |
| 72 08 09 01 03 | Intereses Sobre Cesa | 20190331 | 0.00 | 5,427,351.00 | 0.00 | 5,427,351.00 |
| 72 08 09 01 04 | Prima De Vacaciones | 20190331 | 0.00 | 835,135,039.00 | 0.00 | 835,135,039.00 |
| 72 08 09 01 05 | Prima De Navidad | 20190331 | 0.00 | 1187,922,957.00 | 0.00 | 1187,922,957.00 |
| 72 08 09 01 06 | Prima De Servicios O | 20190331 | 0.00 | 1095,012,118.00 | 0.00 | 1095,012,118.00 |
| 72 08 09 03 | Docentes Cátedra | 20190328 | 0.00 | 372,958,786.00 | 0.00 | 372,958,786.00 |
| 72 08 09 03 01 | Vacaciones | 20190328 | 0.00 | 61,788,279.00 | 0.00 | 61,788,279.00 |
| 72 08 09 03 02 | Cesantias | 20190328 | 0.00 | 124,137,200.00 | 0.00 | 124,137,200.00 |
| 72 08 09 03 03 | Intereses Sobre Cesa | 20190328 | 0.00 | 14,896,383.00 | 0.00 | 14,896,383.00 |
| 72 08 09 03 04 | Prima De Vacaciones | 20190328 | 0.00 | 61,792,769.00 | 0.00 | 61,792,769.00 |
| 72 08 09 03 06 | Prima De Servicios | 20190328 | 0.00 | 110,344,155.00 | 0.00 | 110,344,155.00 |
| 72 08 95 | Traslado De Costos (| 20190331 | 0.00 | 0.00 | 25321,060,656.00 | 25321,060,656.00- |
| 72 08 95 02 | Generales | 20190331 | 0.00 | 0.00 | 2768,998,416.00 | 2768,998,416.00- |
| 72 08 95 03 | Sueldos Y Salarios | 20190331 | 0.00 | 0.00 | 13339,386,458.00 | 13339,386,458.00- |
| 72 08 95 05 | Contribuciones Efect | 20190331 | 0.00 | 0.00 | 2913,208,036.00 | 2913,208,036.00- |
| 72 08 95 06 | Aportes de Nomina | 20190331 | 0.00 | 0.00 | 251,071,100.00 | 251,071,100.00- |
| 72 08 95 09 | Prestaciones Sociale | 20190331 | 0.00 | 0.00 | 6048,396,646.00 | 6048,396,646.00- |
| 72 09 | EDUCACIÓN FORMAL - S | 20190411 | 0.00 | 1157,930,409.00 | 1157,930,409.00 | 0.00 |
| 72 09 02 | Generales | 20190411 | 0.00 | 778,648,169.00 | 0.00 | 778,648,169.00 |
| 72 09 02 02 | Honorarios | 20190411 | 0.00 | 778,648,169.00 | 0.00 | 778,648,169.00 |
| 72 09 03 | Sueldos Y Salarios | 20190328 | 0.00 | 379,282,240.00 | 0.00 | 379,282,240.00 |
| 72 09 03 03 | Docentes Cátedra | 20190328 | 0.00 | 379,282,240.00 | 0.00 | 379,282,240.00 |

De : ENE 1/2019 A : MAR 31/2019

| C U E N T A | D E S C R I P C I O N | ULT. MOV. | SALDO ANTERIOR | DEBITOS | CREDITOS | NUEVO SALDO |
|----------------|-----------------------|-----------|------------------|------------------|------------------|--------------------|
| 72 09 03 03 01 | Sueldo Básico | 20190328 | 0.00 | 379,282,240.00 | 0.00 | 379,282,240.00 |
| 72 09 95 | Traslado De Costos (| 20190331 | 0.00 | 0.00 | 1157,930,409.00 | 1157,930,409.00- |
| 72 09 95 02 | Generales | 20190331 | 0.00 | 0.00 | 778,648,169.00 | 778,648,169.00- |
| 72 09 95 03 | Sueldos Y Salarios | 20190331 | 0.00 | 0.00 | 379,282,240.00 | 379,282,240.00- |
| 72 50 | SERVICIOS CONEXOS A | 20190426 | 0.00 | 408,253,327.00 | 408,253,327.00 | 0.00 |
| 72 50 02 | Generales | 20190403 | 0.00 | 195,809,184.00 | 0.00 | 195,809,184.00 |
| 72 50 02 02 | Honorarios | 20190322 | 0.00 | 12,629,826.00 | 0.00 | 12,629,826.00 |
| 72 50 02 10 | Otros Costos General | 20190403 | 0.00 | 183,179,358.00 | 0.00 | 183,179,358.00 |
| 72 50 02 10 03 | Inscripcion Seminari | 20190225 | 0.00 | 54,677,715.00 | 0.00 | 54,677,715.00 |
| 72 50 02 10 04 | Organización de Even | 20190403 | 0.00 | 128,501,643.00 | 0.00 | 128,501,643.00 |
| 72 50 03 | Sueldos Y Salarios | 20190328 | 0.00 | 123,915,848.00 | 0.00 | 123,915,848.00 |
| 72 50 03 03 | Docentes Cátedra | 20190328 | 0.00 | 123,915,848.00 | 0.00 | 123,915,848.00 |
| 72 50 09 | Prestaciones Sociale | 20190328 | 0.00 | 25,591,258.00 | 0.00 | 25,591,258.00 |
| 72 50 09 03 | Docentes Cátedra | 20190328 | 0.00 | 25,591,258.00 | 0.00 | 25,591,258.00 |
| 72 50 09 03 13 | Prima De Vacaciones | 20190328 | 0.00 | 4,239,964.00 | 0.00 | 4,239,964.00 |
| 72 50 09 03 17 | Vacaciones | 20190328 | 0.00 | 4,240,024.00 | 0.00 | 4,240,024.00 |
| 72 50 09 03 24 | Cesantias | 20190328 | 0.00 | 8,517,781.00 | 0.00 | 8,517,781.00 |
| 72 50 09 03 25 | Intereses Sobre Cesa | 20190328 | 0.00 | 1,022,126.00 | 0.00 | 1,022,126.00 |
| 72 50 09 03 26 | Prima De Servicios | 20190328 | 0.00 | 7,571,363.00 | 0.00 | 7,571,363.00 |
| 72 50 10 | Gastos De Personal D | 20190426 | 0.00 | 28,233,322.00 | 0.00 | 28,233,322.00 |
| 72 50 10 01 | Monitorias | 20190426 | 0.00 | 4,600,402.00 | 0.00 | 4,600,402.00 |
| 72 50 10 03 | Servicios Jurados Ex | 20190411 | 0.00 | 23,632,920.00 | 0.00 | 23,632,920.00 |
| 72 50 95 | Traslado De Costos (| 20190331 | 0.00 | 34,703,715.00 | 408,253,327.00 | 373,549,612.00- |
| 72 50 95 02 | Generales | 20190331 | 0.00 | 0.00 | 195,809,184.00 | 195,809,184.00- |
| 72 50 95 03 | Sueldos y Salarios | 20190331 | 0.00 | 34,703,715.00 | 158,619,563.00 | 123,915,848.00- |
| 72 50 95 09 | Prestaciones Sociale | 20190331 | 0.00 | 0.00 | 25,591,258.00 | 25,591,258.00- |
| 72 50 95 10 | Gastos de Personal D | 20190331 | 0.00 | 0.00 | 28,233,322.00 | 28,233,322.00- |
| 81 | ACTIVOS CONTINGENTES | 20190424 | 6,548,000.00 | 487,474,997.00 | 475,187,797.00 | 18,835,200.00 |
| 81 90 | OTROS ACTIVOS CONTIN | 20190424 | 6,548,000.00 | 487,474,997.00 | 475,187,797.00 | 18,835,200.00 |
| 81 90 90 | Otros Activos Contin | 20190424 | 6,548,000.00 | 487,474,997.00 | 475,187,797.00 | 18,835,200.00 |
| 81 90 90 03 | Otros Deudores | 20171231 | 6,548,000.00 | 0.00 | 0.00 | 6,548,000.00 |
| 81 90 90 03 12 | Pago Extemporaneo Re | 20171231 | 6,548,000.00 | 0.00 | 0.00 | 6,548,000.00 |
| 81 90 90 90 | Iva Por Reintegrar | 20190424 | 0.00 | 487,474,997.00 | 475,187,797.00 | 12,287,200.00 |
| 83 | DEUDORAS DE CONTROL | 20190426 | 17433,549,812.00 | 33725,829,415.00 | 33713,687,071.00 | 17445,692,156.00 / |
| 83 01 | BIENES Y DERECHOS EN | 20190426 | 0.00 | 213,614,340.00 | 201,011,480.00 | 12,602,860.00 |
| 83 01 02 | Derechos | 20190426 | 0.00 | 213,614,340.00 | 201,011,480.00 | 12,602,860.00 |
| 83 01 02 01 | Avances Por Girar | 20190426 | 0.00 | 213,614,340.00 | 201,011,480.00 | 12,602,860.00 |
| 83 15 | BIENES Y DERECHOS RE | 20190214 | 16502,736,602.00 | 476,000.00 | 0.00 | 16503,212,602.00 |
| 83 15 10 | Propiedades Planta y | 20190214 | 16502,736,602.00 | 476,000.00 | 0.00 | 16503,212,602.00 |
| 83 15 10 07 | Componentes de las P | 20190214 | 16502,736,602.00 | 476,000.00 | 0.00 | 16503,212,602.00 |
| 83 15 10 07 20 | Equipo y Maquinaria | 20181231 | 24,843,151.00 | 0.00 | 0.00 | 24,843,151.00 |
| 83 15 10 07 21 | Equipo y Maquinaria | 20181231 | 2,670,471.00 | 0.00 | 0.00 | 2,670,471.00 |
| 83 15 10 07 22 | Instrumentos Musical | 20181231 | 498,342,452.00 | 0.00 | 0.00 | 498,342,452.00 |
| 83 15 10 07 23 | Equipo de Recreación | 20181231 | 42,907,293.00 | 0.00 | 0.00 | 42,907,293.00 |
| 83 15 10 07 24 | Equipo y Maquinaria | 20181231 | 14,397,039.00 | 0.00 | 0.00 | 14,397,039.00 |
| 83 15 10 07 25 | Herramientas y Acces | 20181231 | 208,538,000.00 | 0.00 | 0.00 | 208,538,000.00 |
| 83 15 10 07 26 | Equipo y Maquinaria | 20181231 | 4737,224,910.00 | 0.00 | 0.00 | 4737,224,910.00 |
| 83 15 10 07 27 | Equipos para Medicin | 20181231 | 60,501,355.00 | 0.00 | 0.00 | 60,501,355.00 |
| 83 15 10 07 28 | Muebles y Enseres | 20181231 | 4907,088,655.00 | 0.00 | 0.00 | 4907,088,655.00 |
| 83 15 10 07 29 | Equipo y Maquinaria | 20190214 | 134,538,997.00 | 476,000.00 | 0.00 | 135,014,997.00 |
| 83 15 10 07 30 | Equipo y Maquinaria | 20181231 | 1548,062,579.00 | 0.00 | 0.00 | 1548,062,579.00 |
| 83 15 10 07 31 | Equipo y Maquinaria | 20181231 | 2567,979,365.00 | 0.00 | 0.00 | 2567,979,365.00 |

Procesado: 2019/04/26-14/46

BALANCE DE PRUEBA - SUB-AUXILIAR

Pag-0017

De : ENE 1/2019 A : MAR 31/2019

| C U E N T A | D E S C R I P C I O N | U L T. M O V. | S A L D O A N T E R I O R | D E B I T O S | C R E D I T O S | N U E V O S A L D O |
|----------------|-----------------------|---------------|---------------------------|------------------|------------------|---------------------|
| 83 15 10 07 32 | Libros | 20181231 | 1639,830,373.00 | 0.00 | 0.00 | 1639,830,373.00 |
| 83 15 10 07 33 | Software | 20181231 | 115,811,962.00 | 0.00 | 0.00 | 115,811,962.00 |
| 83 69 | DESEMBOLSOS BIENESTA | 20190130 | 813,480,068.00 | 0.00 | 8,775,000.00 | 804,705,068.00 |
| 83 69 09 | Gastos De Viaje | 20190130 | 813,480,068.00 | 0.00 | 8,775,000.00 | 804,705,068.00 |
| 83 69 09 01 | Avance Contrato Estu | 20190130 | 813,480,068.00 | 0.00 | 8,775,000.00 | 804,705,068.00 |
| 83 90 | OTRAS CUENTAS DEUDOR | 20190411 | 117,333,142.00 | 33511,739,075.00 | 33503,900,591.00 | 125,171,626.00 |
| 83 90 90 | Otras Cuentas Deudor | 20190411 | 117,333,142.00 | 33511,739,075.00 | 33503,900,591.00 | 125,171,626.00 |
| 83 90 90 02 | cuenta puente para n | 20190411 | 0.00 | 33434,797,665.00 | 33434,797,665.00 | 0.00 |
| 83 90 90 03 | AVANCES SOBRE CONVEN | 20190331 | 117,333,142.00 | 76,941,410.00 | 69,102,926.00 | 125,171,626.00 |
| 89 | DEUDORAS POR CONTRA | 20190426 | 17440,097,812.00- | 766,735,197.00 | 791,164,741.00 | 17464,527,356.00- |
| 89 05 | ACTIVOS CONTINGENTES | 20190331 | 6,548,000.00- | 0.00 | 12,287,200.00 | 18,835,200.00- |
| 89 05 90 | Otros Activos Contin | 20190331 | 6,548,000.00- | 0.00 | 12,287,200.00 | 18,835,200.00- |
| 89 15 | DEUDORAS DE CONTROL | 20190426 | 17433,549,812.00- | 766,735,197.00 | 778,877,541.00 | 17445,692,156.00- |
| 89 15 06 | Bienes y derechos re | 20190214 | 16502,736,602.00- | 0.00 | 476,000.00 | 16503,212,602.00- |
| 89 15 25 | Bienes Y Derechos En | 20190426 | 0.00 | 201,382,274.00 | 213,985,134.00 | 12,602,860.00- |
| 89 15 69 | Desembolsos Bienesta | 20190130 | 813,480,068.00- | 8,775,000.00 | 0.00 | 804,705,068.00- |
| 89 15 90 | Otras Cuentas Deudor | 20190424 | 117,333,142.00- | 556,577,923.00 | 564,416,407.00 | 125,171,626.00- |
| 31 | PASIVOS CONTINGENTES | 20190426 | 45886,586,330.00- | 13886,665,571.00 | 36502,948,582.00 | 68502,869,341.00- |
| 31 20 | LITIGIOS Y MECANISMO | 20190329 | 3567,610,387.00- | 3567,610,387.00 | 4203,542,193.00 | 4203,542,193.00- |
| 31 20 01 | Civiles | 20190329 | 0.00 | 0.00 | 191,338,368.00 | 191,338,368.00- |
| 31 20 02 | Laborales | 20190329 | 296,702,709.00- | 296,702,709.00 | 188,676,479.00 | 188,676,479.00- |
| 31 20 04 | Administrativos | 20190329 | 3270,907,678.00- | 3270,907,678.00 | 3823,527,346.00 | 3823,527,346.00- |
| 31 90 | OTRAS RESPONSABILIDA | 20190426 | 42318,975,943.00- | 10319,055,184.00 | 32299,406,389.00 | 64299,327,148.00- |
| 31 90 90 | Otras Responsabilida | 20190426 | 42318,975,943.00- | 10319,055,184.00 | 32299,406,389.00 | 64299,327,148.00- |
| 31 90 90 10 | Contratacion 2018 | 20190426 | 0.00 | 4555,104,364.00 | 32260,322,478.00 | 27705,218,114.00- |
| 31 90 90 10 01 | Contratos Juridica | 20190426 | 0.00 | 4390,170,012.00 | 31877,314,356.00 | 27487,144,344.00- |
| 31 90 90 10 02 | Ordenes de Compra | 20190424 | 0.00 | 164,934,352.00 | 383,008,122.00 | 218,073,770.00- |
| 31 90 90 50 | Reservas 2017 | 20190426 | 25700,956,636.00- | 4608,787,873.00 | 39,083,911.00 | 21131,252,674.00- |
| 31 90 90 50 01 | Reservas Funcionamie | 20190426 | 11358,865,000.00- | 3546,707,057.00 | 27,841,829.00 | 7839,999,772.00- |
| 31 90 90 50 02 | Reservas Inversion | 20190423 | 10290,935,739.00- | 813,927,572.00 | 11,242,082.00 | 9488,250,249.00- |
| 31 90 90 50 03 | Reservas Pensiones | 20190204 | 4051,155,897.00- | 248,153,244.00 | 0.00 | 3803,002,653.00- |
| 31 90 90 60 | Pasivos 2016 | 20190402 | 16618,019,307.00- | 1155,162,947.00 | 0.00 | 15462,856,360.00- |
| 33 | ACREEDORAS DE CONTRO | 20190225 | 8,799,999.00- | 169,436,620.00 | 169,436,620.00 | 8,799,999.00- |
| 33 06 | BIENES RECIBIDOS EN | 20180830 | 8,799,999.00- | 0.00 | 0.00 | 8,799,999.00- |
| 33 06 17 | Propiedades Planta y | 20180830 | 8,799,999.00- | 0.00 | 0.00 | 8,799,999.00- |
| 33 06 17 01 | Grupo 2-21 Equipo Ma | 20180830 | 8,799,999.00- | 0.00 | 0.00 | 8,799,999.00- |
| 33 90 | OTRAS CUENTAS ACREED | 20190225 | 0.00 | 169,436,620.00 | 169,436,620.00 | 0.00 |
| 33 90 90 | Otras Cuentas Acreed | 20190225 | 0.00 | 169,436,620.00 | 169,436,620.00 | 0.00 |
| 33 90 90 04 | Otras Cuentas Acreed | 20190225 | 0.00 | 169,436,620.00 | 169,436,620.00 | 0.00 |
| 33 90 90 04 04 | Litigios Y Demandas | 20190225 | 0.00 | 169,436,620.00 | 169,436,620.00 | 0.00 |
| 39 | ACREEDORAS POR CONTR | 20190426 | 45895,386,329.00 | 36538,683,759.00 | 13922,400,748.00 | 68511,669,340.00 |
| 39 05 | RESPONSABILIDADES CO | 20190426 | 45886,586,330.00 | 36369,247,139.00 | 13752,964,128.00 | 68502,869,341.00 |
| 39 05 05 | Litigios Y Mecanismo | 20190329 | 3567,610,387.00 | 4203,542,193.00 | 3567,610,387.00 | 4203,542,193.00 |
| 39 05 05 01 | Procesos Civiles | 20190329 | 0.00 | 191,338,368.00 | 0.00 | 191,338,368.00 |
| 39 05 05 02 | Resp Cont Laborales | 20190329 | 296,702,709.00 | 188,676,479.00 | 296,702,709.00 | 188,676,479.00 |
| 39 05 05 04 | Respon s Cont Admiis | 20190329 | 3270,907,678.00 | 3823,527,346.00 | 3270,907,678.00 | 3823,527,346.00 |
| 39 05 90 | Otras Responsabilida | 20190426 | 42318,975,943.00 | 32165,704,946.00 | 10185,353,741.00 | 64299,327,148.00 |
| 39 05 90 01 | Otras Responsabilida | 20190426 | 42318,975,943.00 | 32165,704,946.00 | 10185,353,741.00 | 64299,327,148.00 |
| 39 15 | ACREEDORAS DE CONTRO | 20190225 | 8,799,999.00 | 169,436,620.00 | 169,436,620.00 | 8,799,999.00 |
| 39 15 02 | Bienes Recibidos en | 20180830 | 8,799,999.00 | 0.00 | 0.00 | 8,799,999.00 |

De : ENE 1/2019 A : MAR 31/2019

| C U E N T A | D E S C R I P C I O N | U L T . M O V . | S A L D O A N T E R I O R | D E B I T O S | C R E D I T O S | N U E V O S A L D O |
|-------------|-------------------------------|-----------------|---------------------------|--------------------|--------------------|---------------------|
| 99 15 90 | Otras Cuentas Acreed 20190225 | | 0.00 | 169,436,620.00 | 169,436,620.00 | 0.00 |
| 99 15 90 04 | Otras Cuentas Acreed 20190225 | | 0.00 | 169,436,620.00 | 169,436,620.00 | 0.00 |
| | T O T A L E S | ==> | 0.00 | 3240297,075,055.00 | 3240297,075,055.00 | 0.00 |

