



UNIVERSIDAD DISTRITAL
FRANCISCO JOSÉ DE CALDAS


INFORMES FINANCIEROS | Universidad Distrital Francisco José de Caldas



**Universidad Distrital
Francisco José de Caldas**
Bogotá D.C., Mayo de 2020

INFORMES FINANCIEROS

Abril 2020






BOGOTÁ DISTRITO CAPITAL
UNIVERSIDAD DISTRITAL FRANCISCO JOSE DE CALDAS
ESTADO DE SITUACIÓN FINANCIERA
A 30 DE ABRIL DEL 2020
(Cifras en Pesos Colombianos sin decimales)

| Código | Descripción | Nota | Año 2019 | Año 2020 |
|-----------|--|------|--------------------------|--------------------------|
| 1 | ACTIVO | | 3.208.618.729.012 | 3.486.898.746.815 |
| | ACTIVO CORRIENTE | | 281.311.209.409 | 332.029.758.704 |
| 11 | EFFECTIVO Y EQUIVALENTES AL EFFECTIVO | | 47.041.647.691 | 58.283.042.207 |
| 1110 | DEPÓSITOS EN INSTITUCIONES FINANCIERAS | | 47.041.647.691 | 58.283.042.207 |
| 12 | INVERSIONES E INSTRUMENTOS DERIVADOS | | 58.125.095.652 | 67.949.009.314 |
| 1221 | INVERSIONES DE ADMINISTRACIÓN DE LIQUIDEZ A VALOR DE MERCADO (VALOR RAZONABLE) CON CAMBIOS EN EL RESULTADO | | 58.125.095.652 | 67.949.009.314 |
| 13 | CUENTAS POR COBRAR | | 9.380.626.538 | 13.762.577.031 |
| 1311 | CONTRIBUCIONES, TASAS E INGRESOS NO TRIBUTARIOS | | 26.600.336 | 12.522.366 |
| 1317 | PRESTACIÓN DE SERVICIOS | | 277.051.800 | 350.356.553 |
| 1337 | TRANSFERENCIAS POR COBRAR | | 1.760.473 | 5.764.976.268 |
| 1384 | OTRAS CUENTAS POR COBRAR | | 9.075.213.929 | 9.535.547.399 |
| 1386 | DETERIORO ACUMULADO DE CUENTAS POR COBRAR (CR) | | 0 | -1.900.825.555 |
| 14 | PRÉSTAMOS POR COBRAR | | 783.933.444 | 804.696.151 |
| 1415 | PRÉSTAMOS CONCEDIDOS | | 783.933.444 | 818.214.446 |
| 1480 | DETERIORO ACUMULADO DE PRÉSTAMOS POR COBRAR (CR) | | 0 | -13.518.295 |
| 15 | INVENTARIOS | | 1 | 0 |
| 1514 | MATERIALES Y SUMINISTROS | | 1 | 0 |
| 19 | OTROS ACTIVOS | | 165.979.906.083 | 191.230.434.001 |
| 1902 | PLAN DE ACTIVOS PARA BENEFICIOS A LOS EMPLEADOS A LARGO PLAZO | | 1.786.149.875 | 2.008.160.076 |
| 1904 | PLAN DE ACTIVOS PARA BENEFICIOS POSEMPLEO | | 110.888.584.267 | 120.125.276.738 |
| 1905 | BIENES Y SERVICIOS PAGADOS POR ANTICIPADO | | 1.026.281.418 | 472.554.820 |
| 1906 | AVANCES Y ANTICIPOS ENTREGADOS | | 502.561.357 | 1.155.576.447 |
| 1908 | RECURSOS ENTREGADOS EN ADMINISTRACIÓN | | 51.165.577.332 | 66.606.835.752 |
| 1909 | DEPÓSITOS ENTREGADOS EN GARANTÍA | | 610.751.834 | 862.030.168 |
| 1970 | ACTIVOS INTANGIBLES | | 260.879.048 | 0 |
| 1975 | AMORTIZACIÓN ACUMULADA DE ACTIVOS INTANGIBLES (CR) | | -260.879.048 | 0 |
| | ACTIVO NO CORRIENTE | | 2.927.307.519.603 | 3.154.868.988.111 |
| 16 | PROPIEDADES, PLANTA Y EQUIPO | | 273.872.656.883 | 309.889.285.995 |
| 1605 | TERRENOS | | 93.616.500.670 | 104.985.073.570 |
| 1615 | CONSTRUCCIONES EN CURSO | | 2.872.009.990 | 2.872.009.990 |
| 1635 | BIENES MUEBLES EN BODEGA | | 0 | 5.691.750 |
| 1640 | EDIFICACIONES | | 170.055.069.234 | 192.209.439.168 |
| 1655 | MAQUINARIA Y EQUIPO | | 674.895.146 | 834.571.908 |
| 1660 | EQUIPO MÉDICO Y CIENTÍFICO | | 5.440.677.224 | 8.404.903.741 |
| 1665 | MUEBLES, ENSERES Y EQUIPO DE OFICINA | | 6.039.907.582 | 6.530.596.624 |
| 1670 | EQUIPOS DE COMUNICACIÓN Y COMPUTACIÓN | | 3.695.859.321 | 6.686.443.983 |
| 1675 | EQUIPOS DE TRANSPORTE, TRACCIÓN Y ELEVACIÓN | | 294.714.234 | 294.714.234 |
| 1680 | EQUIPOS DE COMEDOR, COCINA, DESPENSA Y HOTELERÍA | | 490.000 | 15.970.484 |
| 1681 | BIENES DE ARTE Y CULTURA | | 9.296.091 | 13.942.892 |
| 1685 | DEPRECIACIÓN ACUMULADA DE PROPIEDADES, PLANTA Y EQUIPO (CR) | | -8.826.762.609 | -10.092.062.359 |
| 1695 | DETERIORO ACUMULADO DE PROPIEDADES, PLANTA Y EQUIPO (CR) | | 0 | -2.872.009.990 |
| 17 | BIENES DE USO PÚBLICO E HISTÓRICOS Y CULTURALES | | 104.363.790.402 | 70.885.472.568 |
| 1705 | BIENES DE USO PÚBLICO EN CONSTRUCCIÓN | | 4.703.184.968 | 4.703.184.968 |
| 1710 | BIENES DE USO PÚBLICO EN SERVICIO (Bibliotecas) | | 66.137.662.600 | 66.137.662.600 |
| 1715 | BIENES HISTÓRICOS Y CULTURALES (Monumentos y otros) | | 33.522.942.834 | 44.625.000 |
| 19 | OTROS ACTIVOS | | 2.549.071.072.318 | 2.774.094.229.548 |
| 1904 | PLAN DE ACTIVOS PARA BENEFICIOS POSEMPLEO | | 2.549.071.072.318 | 2.773.995.641.022 |
| 1970 | ACTIVOS INTANGIBLES | | 0 | 359.467.574 |
| 1975 | AMORTIZACIÓN ACUMULADA DE ACTIVOS INTANGIBLES (CR) | | 0 | -260.879.048 |

| Código | Descripción | Nota | Año 2019 | Año 2020 |
|-----------|---|------|--------------------------|--------------------------|
| 2 | PASIVO | | 922.126.829.801 | 996.037.999.413 |
| | PASIVO CORRIENTE | | 921.433.854.553 | 47.747.475.969 |
| 24 | CUENTAS POR PAGAR | | 10.660.546.119 | 12.700.339.250 |
| 2401 | ADQUISICIÓN DE BIENES Y SERVICIOS NACIONALES | | 2.411.519.735 | 3.457.590.506 |
| 2407 | RECURSOS A FAVOR DE TERCEROS | | 5.006.730.431 | 5.318.140.518 |
| 2424 | DESCUENTOS DE NÓMINA | | 1.639.390.593 | 1.773.029.494 |
| 2436 | RETENCIÓN EN LA FUENTE E IMPUESTO DE TIMBRE | | 724.356.891 | 516.728.227 |
| 2440 | IMPUESTOS, CONTRIBUCIONES Y TASAS | | 141.338.529 | 141.338.529 |
| 2460 | CRÉDITOS JUDICIALES | | 0 | 0 |
| 2490 | OTRAS CUENTAS POR PAGAR | | 737.209.940 | 1.493.511.976 |
| 25 | BENEFICIOS A LOS EMPLEADOS | | 889.195.475.494 | 22.984.253.619 |
| 2511 | BENEFICIOS A LOS EMPLEADOS A CORTO PLAZO | | 7.968.251.630 | 12.752.034.705 |
| 2512 | BENEFICIOS A LOS EMPLEADOS A LARGO PLAZO | | 10.012.543.520 | 10.232.218.914 |
| 2514 | BENEFICIOS POSEMPLEO - PENSIONES | | 871.214.680.344 | 0 |
| 27 | PROVISIONES | | 0 | 202.683.791 |
| 2790 | PROVISIONES DIVERSAS | | 0 | 202.683.791 |
| 29 | OTROS PASIVOS | | 21.577.832.940 | 11.860.199.309 |
| 2902 | RECURSOS RECIBIDOS EN ADMINISTRACIÓN | | 3.913.503.698 | 2.483.229.307 |
| 2903 | DEPÓSITOS RECIBIDOS EN GARANTÍA | | 263.116.446 | 263.095.698 |
| 2910 | INGRESOS RECIBIDOS POR ANTICIPADO | | 17.401.212.796 | 9.113.874.304 |
| | PASIVO NO CORRIENTE | | 692.975.248 | 948.290.523.444 |
| 25 | BENEFICIOS A LOS EMPLEADOS | | 60.541.524 | 947.224.758.538 |
| 2514 | BENEFICIOS POSEMPLEO - PENSIONES | | 60.541.524 | 947.224.758.538 |
| 27 | PROVISIONES | | 632.433.724 | 1.065.764.906 |
| 2701 | LITIGIOS Y DEMANDAS | | 632.433.724 | 1.065.764.906 |
| 3 | PATRIMONIO | | 2.286.491.899.210 | 2.490.860.747.350 |
| 31 | PATRIMONIO DE LAS INSTITUCIONES DE EDUCACIÓN SUPERIOR PÚBLICAS | | 2.286.491.899.210 | 2.490.860.747.350 |
| 3105 | CAPITAL FISCAL | | 93.821.892.396 | 93.821.892.396 |
| 3109 | RESULTADOS DE EJERCICIOS ANTERIORES | | 2.278.727.659.714 | 2.395.847.199.241 |
| 3110 | RESULTADO DEL EJERCICIO | | 29.008.801.366 | 32.581.638.010 |
| 3151 | GANANCIAS O PÉRDIDAS POR PLANES DE BENEFICIOS | | -115.066.454.266 | -31.389.982.297 |
| | TOTAL PASIVO Y PATRIMONIO | | 3.208.618.729.011 | 3.486.898.746.763 |

| Código | Descripción | Nota | Año 2019 | Año 2020 |
|-----------|--|------|------------------------|------------------------|
| 8 | CUENTAS DE ORDEN DEUDORAS | | 0 | 0 |
| 81 | ACTIVOS CONTINGENTES | | 19.768.290 | 23.615.985 |
| 8190 | OTROS ACTIVOS CONTINGENTES | | 19.768.290 | 23.615.985 |
| 83 | DEUDORAS DE CONTROL | | 17.450.277.386 | 18.165.812.979 |
| 8301 | BIENES Y DERECHOS ENTREGADOS EN GARANTÍA | | 80.229.674 | 171.333.708 |
| 8315 | BIENES Y DERECHOS RETIRADOS | | 16.505.337.738 | 17.034.584.076 |
| 8369 | DESEMBOLSOS BIENESTAR UNIVERSITARIO | | 804.705.068 | 804.705.068 |
| 8370 | GASTOS DE INVESTIGACIÓN INSTITUCIONES DE EDUCACIÓN | | 0 | 152.938.727 |
| 8390 | OTRAS CUENTAS DEUDORAS DE CONTROL | | 60.004.906 | 2.251.400 |
| 89 | DEUDORAS POR CONTRA (CR) | | -17.470.045.676 | -18.189.428.964 |
| 8905 | ACTIVOS CONTINGENTES POR CONTRA (CR) | | -19.768.290 | -23.615.985 |
| 8915 | DEUDORAS DE CONTROL POR CONTRA (CR) | | -17.450.277.386 | -18.165.812.979 |
| 9 | CUENTAS DE ORDEN ACREEDORAS | | 0 | 0 |
| 91 | PASIVOS CONTINGENTES | | 65.507.322.358 | 92.150.235.236 |
| 9120 | LITIGIOS Y MECANISMOS ALTERNATIVOS DE SOLUCIÓN DE CONFLICTOS | | 4.203.542.193 | 4.768.485.365 |
| 9149 | OTROS PASIVOS CONTINGENTES | | 0 | 0 |
| 9190 | OTROS PASIVOS CONTINGENTES | | 61.303.780.165 | 87.381.749.871 |
| 93 | ACREEDORAS DE CONTROL | | 8.799.999 | 8.799.999 |
| 9306 | BIENES RECIBIDOS EN CUSTODIA | | 8.799.999 | 8.799.999 |
| 9312 | LIQUIDACIÓN PROVISIONAL DE BONOS PENSIONALES | | 0 | 0 |
| 9390 | OTRAS CUENTAS ACREEDORAS DE CONTROL | | 0 | 0 |
| 99 | ACREEDORAS POR CONTRA (DB) | | -65.516.122.357 | -92.159.035.235 |
| 9905 | PASIVOS CONTINGENTES POR CONTRA (DB) | | -65.507.322.358 | -92.150.235.236 |
| 9915 | ACREEDORAS DE CONTROL POR CONTRA (DB) | | -8.799.999 | -8.799.999 |

Los suscritos Representante Legal, el Vicerrector Administrativo y Financiero, el Jefe de la División de Recursos Financieros y el Jefe de la Sección de Contabilidad de la Universidad Distrital Francisco Jose de Caldas certifican que los saldos contables agregados a 30 de abril del 2020, fueron tomados fielmente de los libros de contabilidad consolidados de conformidad con la información suministrada por las diferentes áreas académicas y/o administrativas, que la contabilidad se elaboró conforme a la normatividad del Régimen de Contabilidad Pública Actual; y que la información revelada refleja en forma fidedigna la situación financiera, económica, social y ambiental de la Universidad.


 RICARDO GARCÍA DUARTE
 RECTOR


 ALVARO ESPINEL ORTEGA
 VICERECTOR ADMINISTRATIVO Y FINANCIERO


 EUSEBIO ANTONIO RANGEL ROA
 JEFE DIVISIÓN DE RECURSOS FINANCIEROS


 JESÚS ÁLVARO MAHECHA RANGEL
 JEFE SECCIÓN DE CONTABILIDAD



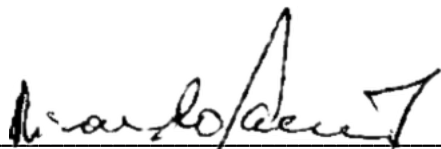
BOGOTÁ DISTRITO CAPITAL
UNIVERSIDAD DISTRITAL FRANCISCO JOSE DE CALDAS

ESTADO DE RESULTADO
A 30 DE ABRIL DEL 2020
(Cifras en Pesos Colombianos sin decimales)

| Código | Descripción | Nota | Año 2019 | Año 2020 |
|--|--|------|-----------------------|-----------------------|
| INGRESOS OPERACIONALES | | | 91.419.335.082 | 96.042.000.984 |
| 41 | INGRESOS FISCALES | | 14.232.266.735 | 2.608.835.849 |
| 4110 | NO TRIBUTARIOS | | 14.232.266.735 | 2.608.835.849 |
| 4195 | DEVOLUCIONES Y DESCUENTOS (Db) | | 0 | 0 |
| 43 | VENTA DE SERVICIOS | | 13.518.944.904 | 14.392.808.398 |
| 4305 | SERVICIOS EDUCATIVOS | | 13.527.207.207 | 14.451.758.026 |
| 4395 | DEVOLUCIONES, REBAJAS Y DESCUENTOS EN VENTA DE SERVICIOS (DB) | | -8.262.303 | -58.949.628 |
| 44 | TRANSFERENCIAS Y SUBVENCIONES | | 8.707.465.974 | 21.212.380.516 |
| 4428 | OTRAS TRANSFERENCIAS | | 8.707.465.974 | 21.212.380.516 |
| 47 | OPERACIONES INTERINSTITUCIONALES | | 54.960.657.469 | 57.827.976.221 |
| 4705 | FONDOS RECIBIDOS | | 54.960.657.469 | 57.827.976.221 |
| 6 | COSTOS DE VENTAS | | 45.079.896.041 | 47.519.466.767 |
| 63 | COSTO DE VENTAS DE SERVICIOS | | 45.079.896.041 | 47.519.466.767 |
| 6305 | SERVICIOS EDUCATIVOS | | 45.079.896.041 | 47.519.466.767 |
| 5 | GASTOS OPERACIONALES | | 20.369.073.719 | 21.607.372.657 |
| 51 | DE ADMINISTRACIÓN Y OPERACIÓN | | 19.048.633.894 | 21.080.153.564 |
| 5101 | SUELDOS Y SALARIOS | | 3.929.447.697 | 4.109.157.393 |
| 5102 | CONTRIBUCIONES IMPUTADAS | | 110.092.293 | 109.251.531 |
| 5103 | CONTRIBUCIONES EFECTIVAS | | 1.406.463.893 | 2.054.948.894 |
| 5104 | APORTES SOBRE LA NÓMINA | | 91.354.850 | 94.848.400 |
| 5107 | PRESTACIONES SOCIALES | | 1.953.717.654 | 1.885.812.420 |
| 5108 | GASTOS DE PERSONAL DIVERSOS | | 0 | 0 |
| 5111 | GENERALES | | 11.099.109.374 | 12.814.306.916 |
| 5120 | IMPUESTOS, CONTRIBUCIONES Y TASAS | | 458.448.133 | 11.828.010 |
| 53 | DETERIORO, DEPRECIACIONES, AMORTIZACIONES Y PROVISIONES | | 1.320.439.825 | 527.219.093 |
| 5347 | DETERIORO DE CUENTAS POR COBRAR | | 0 | 1.381.773 |
| 5349 | DETERIORO DE PRÉSTAMOS POR COBRAR | | 0 | 0 |
| 5351 | DETERIORO DE PROPIEDADES, PLANTA Y EQUIPO | | 0 | 0 |
| 5360 | DEPRECIACIÓN DE PROPIEDADES, PLANTA Y EQUIPO | | 460.109.000 | 345.081.750 |
| 5366 | AMORTIZACIÓN DE ACTIVOS INTANGIBLES | | 0 | 0 |
| 5368 | PROVISIÓN LITIGIOS Y DEMANDAS | | 860.330.825 | 180.755.570 |
| EXCEDENTE (DÉFICIT) OPERACIONAL | | | 25.970.365.322 | 26.915.161.560 |

| Código | Descripción | Nota | Año 2019 | Año 2020 |
|---|--|------|-----------------------|-----------------------|
| 4 | INGRESOS NO OPERACIONALES | | 3.137.325.442 | 5.696.527.637 |
| 48 | OTROS INGRESOS | | 3.137.325.442 | 5.696.527.637 |
| 4802 | FINANCIEROS | | 937.479.896 | 4.091.524.190 |
| 4808 | INGRESOS DIVERSOS | | 1.940.589.763 | 1.605.003.447 |
| 4830 | REVERSIÓN DE LAS PÉRDIDAS POR DETERIORO DE VALOR | | 259.255.783 | 0 |
| 5 | GASTOS NO OPERACIONALES | | 98.889.397 | 30.051.135 |
| 58 | OTROS GASTOS | | 98.889.397 | 30.051.135 |
| 5802 | COMISIONES | | 47.696.723 | 22.036 |
| 5804 | FINANCIEROS | | 42.158.313 | 26.967.401 |
| 5890 | GASTOS DIVERSOS | | 41.453 | 3.061.698 |
| 5893 | DEVOLUCIONES Y DESCUENTOS INGRESOS FISCALES | | 8.992.908 | 0 |
| EXCEDENTE (DÉFICIT) NO OPERACIONAL | | | 29.008.801.367 | 32.581.638.062 |
| PARTIDAS EXTRAORDINARIAS | | | 0 | 0 |
| 4810 | INGRESOS EXTRAORDINARIOS | | 0 | 0 |
| 5810 | GASTOS EXTRAORDINARIOS | | 0 | 0 |
| EXCEDENTE O DÉFICIT DEL EJERCICIO | | | 29.008.801.367 | 32.581.638.062 |

Los suscritos Representante Legal, el Vicerrector Administrativo y Financiero, el Jefe de la División de Recursos Financieros y el Jefe de la Sección de Contabilidad de la Universidad Distrital Francisco Jose de Caldas certifican que los saldos contables agregados a 30 de abril del 2020, fueron tomados fielmente de los libros de contabilidad consolidados de conformidad con la información suministrada por las diferentes áreas académicas y/o administrativas, que la contabilidad se elaboró conforme a la normatividad del régimen de contabilidad pública actual; y que la información revelada refleja en forma fidedigna la situación financiera, económica, social y ambiental de la universidad.


 RICARDO GARCÍA DUARTE
 RECTOR


 ALVARO ESPINEL ORTEGA
 VICERRECTOR ADMINISTRATIVO Y FINANCIERO


 EUSEBIO ANTONIO RANGEL ROA
 JEFE DIVISIÓN DE RECURSOS FINANCIEROS


 JESÚS ÁLVARO MAHECHA RANGEL
 JEFE SECCIÓN DE CONTABILIDAD

| C U E N T A D E S C R I P C I O N | | ULT. MOV. | SALDO ANTERIOR | DEBITOS | CREDITOS | NUEVO SALDO |
|-----------------------------------|-----------------------|-----------|------------------|-------------------|-------------------|------------------|
| 11 | EFFECTIVO Y EQUIVALEN | 20201228 | 63297,684,012.00 | 196090,534,954.00 | 201105,176,759.00 | 58283,042,207.00 |
| 11 10 | DEPÓSITOS EN INSTITU | 20201228 | 63297,684,012.00 | 196090,534,954.00 | 201105,176,759.00 | 58283,042,207.00 |
| 11 10 05 | Cuenta Corriente | 20201228 | 3484,239,664.00 | 70925,573,246.00 | 74300,703,181.00 | 109,109,729.00 |
| 11 10 05 02 | Occidentes 05354-08 | 20201228 | 3484,239,664.00 | 70925,573,246.00 | 74300,703,181.00 | 109,109,729.00 |
| 11 10 06 | Cuenta De Ahorro | 20200727 | 59813,444,348.00 | 125164,961,708.00 | 126804,473,578.00 | 58173,932,478.00 |
| 11 10 06 11 | Occidente 814618 Cta | 20200727 | 494,344,696.00 | 10108,680,880.00 | 284,629,960.00 | 10318,395,616.00 |
| 11 10 06 17 | Occidente 81462-6 No | 20200727 | 38815,707,611.00 | 94239,994,322.00 | 106336,996,458.00 | 26718,705,475.00 |
| 11 10 06 38 | Bancoccidente 230-85 | 20200727 | 63,742,618.00 | 35,630,084.00 | 0.00 | 99,372,702.00 |
| 11 10 06 39 | Occidente Inv MEN 88 | 20200727 | 477,328,417.00 | 3,724,086.00 | 25,267,561.00 | 455,784,942.00 |
| 11 10 06 40 | CTA 309044469 BCO BB | 20200715 | 562,126,797.00 | 0.00 | 89,409,025.00 | 472,717,772.00 |
| 11 10 06 59 | OCCI 230857187CONV P | 20200630 | 1096,407,817.00 | 644,677,814.00 | 359,497,093.00 | 1381,588,538.00 |
| 11 10 06 61 | OCCID 230-85893-8 CO | 20200630 | 7618,705,281.00 | 4279,506,968.00 | 7576,910,061.00 | 4321,302,188.00 |
| 11 10 06 64 | OCCIDENTE 230-864282 | 20190801 | 2295,721,086.00 | 3546,079,301.00 | 5465,642,568.00 | 376,157,819.00 |
| 11 10 06 70 | Bco Occidente 230-87 | 20200727 | 2055,526,567.00 | 23,281,501.00 | 22,432,060.00 | 2056,376,008.00 |
| 11 10 06 86 | Cuenta de ahorro | 20200630 | 2720,696,601.00 | 9569,501,621.00 | 4378,907,313.00 | 7911,290,909.00 |
| 11 10 06 86 07 | 230-87986-8 BCO OCCI | 20200630 | 10,459,536.00 | 15,586.00 | 0.00 | 10,475,122.00 |
| 11 10 06 86 14 | DAVIVIENDA 0092 0079 | 20200630 | 52,286,898.00 | 510,810,923.00 | 527,154,624.00 | 35,943,197.00 |
| 11 10 06 86 17 | DAVIV AHORROS FONDO | 20190801 | 309,084,047.00 | 883,672.00 | 309,967,719.00 | 0.00 |
| 11 10 06 86 18 | DAVIV 0092 0079 8081 | 20200630 | 1,248,425.00 | 423,719,761.00 | 78,430,573.00 | 346,537,613.00 |
| 11 10 06 86 20 | DAVIV 0092 7043 5366 | 20200630 | 43,693.00 | 411.00 | 0.00 | 44,104.00 |
| 11 10 06 86 22 | DAVIV 0092-7044-0218 | 20200205 | 40,382.00 | 30.00 | 40,412.00 | 0.00 |
| 11 10 06 86 23 | OCCIDENTE 23088652 5 | 20200630 | 6,681,549.00 | 52,556.00 | 0.00 | 6,734,105.00 |
| 11 10 06 86 26 | 230-88676-4 BCO OCCI | 20200630 | 5,200,301.00 | 40,904.00 | 0.00 | 5,241,205.00 |
| 11 10 06 86 29 | CUENTA 0092-0081-699 | 20200630 | 175,075,096.00 | 1,623,875.00 | 7,206,307.00 | 169,492,664.00 |
| 11 10 06 86 34 | CUENTA AHORRO OCCIDE | 20200630 | 1582,884,995.00 | 1174,239,570.00 | 1931,492,277.00 | 825,632,288.00 |
| 11 10 06 86 35 | CUENTA AHORRO OCCIDE | 20200630 | 12,416,630.00 | 2697,336,483.00 | 940,740,003.00 | 1769,013,110.00 |
| 11 10 06 86 36 | OCCIDENTE CTA AHORRO | 20200630 | 8,949,702.00 | 70,396.00 | 0.00 | 9,020,098.00 |
| 11 10 06 86 38 | CTA AHORRO 230-88904 | 20200630 | 55,497,607.00 | 105,236,287.00 | 90,452,125.00 | 70,281,769.00 |
| 11 10 06 86 39 | BCO OCCIDENTE CTA A | 20200228 | 34,337,496.00 | 20,412.00 | 34,357,908.00 | 0.00 |
| 11 10 06 86 40 | CTA AHORROS DAVIVIEN | 20200630 | 69,863,179.00 | 6,880.00 | 69,870,024.00 | 35.00 |
| 11 10 06 86 41 | DAVIVIENDA CTA AHORR | 20200630 | 41,186,515.00 | 13,747.00 | 0.00 | 41,200,262.00 |
| 11 10 06 86 42 | AHORROS 230-88972-7 | 20200630 | 237,584,638.00 | 1,456,348.00 | 48,504,869.00 | 190,536,117.00 |
| 11 10 06 86 43 | DAVIVIENDA CTA AHORR | 20200630 | 117,855,912.00 | 104,937,158.00 | 117,386,518.00 | 105,406,552.00 |
| 11 10 06 86 44 | Cta Ahorro Occidente | 20200630 | 0.00 | 190,633,884.00 | 63,264,017.00 | 127,369,867.00 |
| 11 10 06 86 45 | OCCIDENTE CTA AHORRO | 00000000 | 0.00 | 2719,704,439.00 | 0.00 | 2719,704,439.00 |
| 11 10 06 86 46 | OCCIDENTE CTA AHORRO | 20200630 | 0.00 | 1638,698,299.00 | 160,039,937.00 | 1478,658,362.00 |
| 11 10 06 87 | Proestampillas UN Pu | 20200727 | 1214,693,828.00 | 2621,855,759.00 | 22,424,942.00 | 3814,124,645.00 |
| 11 10 06 88 | Cuenta de ahorro | 20200630 | 190,232,251.00 | 1,929,223.00 | 66,869.00 | 192,094,605.00 |
| 11 10 06 88 01 | DAVIVIENDA AHORRO 00 | 20200630 | 190,227,454.00 | 1,929,213.00 | 62,062.00 | 192,094,605.00 |
| 11 10 06 88 02 | 0092-0079-8099 DAVIV | 20190801 | 4,797.00 | 10.00 | 4,807.00 | 0.00 |
| 11 10 06 89 | CTA AHORROS 91000132 | 20200714 | 2188,160,550.00 | 54,089,848.00 | 2242,250,398.00 | 0.00 |
| 11 10 06 90 | CTA AHORROS 91000013 | 20200714 | 20,050,228.00 | 36,010,301.00 | 39,270.00 | 56,021,259.00 |
| 12 | INVERSIONES E INSTRU | 20200630 | 50512,787,266.00 | 59116,647,940.00 | 41680,425,892.00 | 67949,009,314.00 |
| 12 21 | INVERSIONES DE ADMIN | 20200630 | 50512,787,266.00 | 59116,647,940.00 | 41680,425,892.00 | 67949,009,314.00 |
| 12 21 02 | Certificados De Depó | 20200630 | 32120,920,654.00 | 59116,647,940.00 | 41680,425,892.00 | 49557,142,702.00 |
| 12 21 02 01 | VALOR NOMINNAL CDT - | 20200630 | 9124,298,617.00 | 29231,965,341.00 | 18356,263,958.00 | 20000,000,000.00 |
| 12 21 02 02 | VALOR NOMINAL CDT - | 20200616 | 20022,793,381.00 | 20264,374,966.00 | 20022,791,305.00 | 20264,377,042.00 |
| 12 21 02 03 | VALOR NOMINAL CDT - | 20200616 | 1210,372,189.00 | 1224,985,160.00 | 1210,372,189.00 | 1224,985,160.00 |
| 12 21 02 04 | VALOR NOMINAL CDT - | 20200616 | 1600,196,745.00 | 3838,155,641.00 | 1600,196,350.00 | 3838,156,036.00 |
| 12 21 02 05 | Aprotes del Distrito | 20200616 | 0.00 | 3903,600,788.00 | 0.00 | 3903,600,788.00 |
| 12 21 02 97 | VALORACION DE CDT | 20200630 | 163,259,722.00 | 653,566,044.00 | 490,802,090.00 | 326,023,676.00 |
| 12 21 02 97 01 | RECURSOS PROPIOS | 20200630 | 106,470,427.00 | 247,960,054.00 | 216,616,991.00 | 137,813,490.00 |
| 12 21 02 97 02 | RECURSOS CREE | 20200630 | 49,912,771.00 | 320,914,431.00 | 241,583,661.00 | 129,243,541.00 |
| 12 21 02 97 03 | RECURSOS PRO UNAL | 20200630 | 2,861,119.00 | 18,334,398.00 | 13,307,645.00 | 7,887,872.00 |

De : ENE 1/2020 A : ABR 30/2020

| C U E N T A | D E S C R I P C I O N | U L T. M O V. | S A L D O A N T E R I O R | D E B I T O S | C R E D I T O S | N U E V O S A L D O |
|----------------|-----------------------|---------------|---------------------------|------------------|------------------|---------------------|
| 12 21 02 97 04 | RECURSOS MEN | 20200630 | 4,015,405.00 | 66,357,161.00 | 19,293,793.00 | 51,078,773.00 |
| 12 21 13 | Acciones Ordinarias | 20191231 | 18391,866,612.00 | 0.00 | 0.00 | 18391,866,612.00 |
| 12 21 13 01 | Acciones Nominales E | 20171231 | 38,488,382.00 | 0.00 | 0.00 | 38,488,382.00 |
| 12 21 13 97 | Valorizacion Histori | 20191231 | 18353,378,230.00 | 0.00 | 0.00 | 18353,378,230.00 |
| 13 | CUENTAS POR COBRAR | 20200727 | 23831,816,785.00 | 61398,205,176.00 | 71467,444,930.00 | 13762,577,031.00 |
| 13 11 | CONTRIBUCIONES TASA | 20200630 | 16,979,116.00 | 0.00 | 4,456,750.00 | 12,522,366.00 |
| 13 11 04 | Sanciones | 20200630 | 16,979,116.00 | 0.00 | 4,456,750.00 | 12,522,366.00 |
| 13 17 | PRESTACIÓN DE SERVIC | 20200713 | 378,535,824.00 | 0.00 | 28,179,271.00 | 350,356,553.00 |
| 13 17 01 | Servicios Educativos | 20200713 | 378,535,824.00 | 0.00 | 28,179,271.00 | 350,356,553.00 |
| 13 17 01 04 | Educación Formal - S | 20200713 | 378,535,824.00 | 0.00 | 28,179,271.00 | 350,356,553.00 |
| 13 17 01 04 01 | CXC Postgrado Vr. Hi | 20200713 | 378,535,824.00 | 0.00 | 28,179,271.00 | 350,356,553.00 |
| 13 37 | TRANSFERENCIAS POR C | 20200709 | 16030,544,275.00 | 60015,225,254.00 | 70280,793,261.00 | 5764,976,268.00 |
| 13 37 12 | Otras Transferencias | 20200709 | 16030,544,275.00 | 60015,225,254.00 | 70280,793,261.00 | 5764,976,268.00 |
| 13 37 12 01 | Entidades Nacionales | 20200709 | 0.00 | 7907,975,536.00 | 6794,379,782.00 | 1113,595,754.00 |
| 13 37 12 04 | Entidades Distritale | 20200626 | 16030,544,275.00 | 52107,249,718.00 | 63486,413,479.00 | 4651,380,514.00 |
| 13 84 | OTRAS CUENTAS POR CO | 20200727 | 9306,583,125.00 | 1382,979,922.00 | 1154,015,648.00 | 9535,547,399.00 |
| 13 84 08 | Cuotas Partes De Pen | 20200522 | 1965,586,426.00 | 0.00 | 16,734,652.00 | 1948,851,774.00 |
| 13 84 08 01 | Valor Historico Cuot | 20200522 | 1965,586,426.00 | 0.00 | 16,734,652.00 | 1948,851,774.00 |
| 13 84 13 | Devolución Iva Para | 20200630 | 1431,052,150.00 | 380,476,438.00 | 544,436,495.00 | 1267,092,093.00 |
| 13 84 32 | RESPONSABILIDAD FISC | 20191231 | 36,383,085.00 | 0.00 | 0.00 | 36,383,085.00 |
| 13 84 35 | INTERESES DE MORA | 20200630 | 14,863,904.00 | 0.00 | 0.00 | 14,863,904.00 |
| 13 84 90 | Otras Cuentas Por Co | 20200727 | 5858,697,560.00 | 1002,503,484.00 | 592,844,501.00 | 6268,356,543.00 |
| 13 84 90 01 | Saldo Favor Ctas Ban | 20200727 | 174,935,605.00 | 90,225,276.00 | 781,414.00 | 264,379,467.00 |
| 13 84 90 02 | Cuenta Por Cobrar A | 20200706 | 0.00 | 582,188,736.00 | 417,835,200.00 | 164,353,536.00 |
| 13 84 90 03 | Deudores | 20200727 | 31,935,973.00 | 25,910,118.00 | 322,138.00 | 57,523,953.00 |
| 13 84 90 04 | Subsidio Familiar | 20200721 | 24,094,000.00 | 8,688,390.00 | 615,586.00 | 32,166,804.00 |
| 13 84 90 05 | Medicina Prepagada | 20180420 | 3,298,627.00 | 0.00 | 0.00 | 3,298,627.00 |
| 13 84 90 06 | Sueldos Y Primas | 20200721 | 201,641,188.00 | 11,044,157.00 | 13,831,795.00 | 198,853,550.00 |
| 13 84 90 07 | Mayores Valores Gira | 20190913 | 75,856,395.00 | 0.00 | 0.00 | 75,856,395.00 |
| 13 84 90 08 | Comisiones Iva Grava | 20191118 | 2,688,072.00 | 0.00 | 0.00 | 2,688,072.00 |
| 13 84 90 09 | Aj Contra Devol 5% | 20171231 | 322,515.00 | 0.00 | 0.00 | 322,515.00 |
| 13 84 90 10 | Mayores Valores Paga | 20200724 | 1551,490,691.00 | 86,991.00 | 5,341,064.00 | 1546,236,618.00 |
| 13 84 90 11 | Sentencia Mesada 14 | 20190329 | 148,138,616.00 | 0.00 | 0.00 | 148,138,616.00 |
| 13 84 90 12 | Cesantias Pagadas Po | 20191231 | 71,240,558.00 | 0.00 | 0.00 | 71,240,558.00 |
| 13 84 90 13 | CUENTAS POR COBRAR I | 20191231 | 3475,577,864.00 | 168,032,701.00 | 95,024,459.00 | 3548,586,106.00 |
| 13 84 90 15 | INCAPACIDADES | 20190930 | 19,881,274.00 | 0.00 | 0.00 | 19,881,274.00 |
| 13 84 90 15 02 | CUENTAS POR COBRAR A | 20190930 | 19,881,274.00 | 0.00 | 0.00 | 19,881,274.00 |
| 13 84 90 16 | MAYORES VALORES PAGA | 20191129 | 76,948,000.00 | 0.00 | 0.00 | 76,948,000.00 |
| 13 84 90 17 | MAYORES VALORES PAGA | 20200305 | 648,182.00 | 0.00 | 64,030.00 | 584,152.00 |
| 13 84 90 18 | Cuentas por Cobrar - | 20200316 | 0.00 | 114,596,601.00 | 57,298,301.00 | 57,298,300.00 |
| 13 84 90 19 | Mayores valores paga | 20200316 | 0.00 | 1,730,514.00 | 1,730,514.00 | 0.00 |
| 13 86 | DETERIORO ACUMULADO | 20200630 | 1900,825,555.00- | 0.00 | 0.00 | 1900,825,555.00- |
| 13 86 02 | Prestación de servic | 20191231 | 172,451,146.00- | 0.00 | 0.00 | 172,451,146.00- |
| 13 86 02 01 | Cuentas por Cobrar P | 20191231 | 172,451,146.00- | 0.00 | 0.00 | 172,451,146.00- |
| 13 86 90 | Otras cuentas por co | 20200630 | 1728,374,409.00- | 0.00 | 0.00 | 1728,374,409.00- |
| 13 86 90 03 | Deudores | 20191231 | 16,076,040.00- | 0.00 | 0.00 | 16,076,040.00- |
| 13 86 90 04 | Subsidio Familiar | 20191231 | 17,091,203.00- | 0.00 | 0.00 | 17,091,203.00- |
| 13 86 90 05 | Medicina Prepagada | 20191231 | 3,298,627.00- | 0.00 | 0.00 | 3,298,627.00- |
| 13 86 90 06 | Sueldos y Primas | 20191231 | 75,429,305.00- | 0.00 | 0.00 | 75,429,305.00- |
| 13 86 90 07 | Mayores Valores Gira | 20191231 | 72,194,550.00- | 0.00 | 0.00 | 72,194,550.00- |
| 13 86 90 09 | Devolcuion 5% cotiza | 20191231 | 322,515.00- | 0.00 | 0.00 | 322,515.00- |
| 13 86 90 10 | Mayores Valores Paga | 20191231 | 1393,857,189.00- | 0.00 | 0.00 | 1393,857,189.00- |
| 13 86 90 11 | Cesantias Mesada 14 | 20191231 | 131,320,259.00- | 0.00 | 0.00 | 131,320,259.00- |
| 13 86 90 32 | Responsabilidades fi | 20200630 | 18,784,721.00- | 0.00 | 0.00 | 18,784,721.00- |

| C U E N T A | D E S C R I P C I O N | U L T. M O V. | S A L D O A N T E R I O R | D E B I T O S | C R E D I T O S | N U E V O S A L D O |
|----------------|-----------------------|---------------|---------------------------|-----------------|-----------------|---------------------|
| 14 | PRÉSTAMOS POR COBRAR | 20200724 | 819,541,651.00 | 21,144,264.00 | 35,989,764.00 | 804,696,151.00 |
| 14 15 | PRÉSTAMOS CONCEDIDOS | 20200724 | 833,059,946.00 | 21,144,264.00 | 35,989,764.00 | 818,214,446.00 |
| 14 15 25 | Creditos A Empleados | 20200724 | 833,059,946.00 | 21,144,264.00 | 35,989,764.00 | 818,214,446.00 |
| 14 15 25 14 | Ptamo Ordinario Adti | 20200724 | 60,921,179.00 | 5,973,515.00 | 14,810,796.00 | 52,083,898.00 |
| 14 15 25 14 01 | Vr. Historico Ptamo | 20200724 | 60,921,179.00 | 5,973,515.00 | 14,810,796.00 | 52,083,898.00 |
| 14 15 25 66 | Ptmos Vivienda Admin | 20200721 | 765,967,448.00 | 15,170,749.00 | 21,178,968.00 | 759,959,229.00 |
| 14 15 25 66 01 | Vr. Historico Ptmos | 20200721 | 983,687,303.00 | 1,878,637.00 | 21,178,968.00 | 964,386,972.00 |
| 14 15 25 66 97 | Deterioro Ptmos Vivi | 20200630 | 217,719,855.00- | 13,292,112.00 | 0.00 | 204,427,743.00- |
| 14 15 25 77 | Ptmos Vivienda Docen | 20191101 | 6,171,319.00 | 0.00 | 0.00 | 6,171,319.00 |
| 14 15 25 77 01 | Vr. Historico Ptmos | 20191101 | 6,171,319.00 | 0.00 | 0.00 | 6,171,319.00 |
| 14 80 | DETERIORO ACUMULADO | 20191231 | 13,518,295.00- | 0.00 | 0.00 | 13,518,295.00- |
| 14 80 03 | Prestamos concedidos | 20191231 | 13,518,295.00- | 0.00 | 0.00 | 13,518,295.00- |
| 14 80 03 01 | Prestamos ordinarios | 20191231 | 412,038.00- | 0.00 | 0.00 | 412,038.00- |
| 14 80 03 02 | Prestamos Vivienda A | 20191231 | 6,934,938.00- | 0.00 | 0.00 | 6,934,938.00- |
| 14 80 03 03 | Prestamos vivienda D | 20191231 | 6,171,319.00- | 0.00 | 0.00 | 6,171,319.00- |
| 15 | INVENTARIOS | 20200630 | 0.00 | 392,639,126.00 | 392,639,126.00 | 0.00 |
| 15 14 | MATERIALES Y SUMINIS | 20200630 | 0.00 | 392,639,126.00 | 392,639,126.00 | 0.00 |
| 15 14 15 | Materiales para Educ | 20200512 | 0.00 | 118,168,785.00 | 118,168,785.00 | 0.00 |
| 15 14 15 01 | Grupo 1-10 Útiles Es | 20200512 | 0.00 | 118,168,785.00 | 118,168,785.00 | 0.00 |
| 15 14 21 | Dotación a Trabajado | 20200624 | 0.00 | 1,699,998.00 | 1,699,998.00 | 0.00 |
| 15 14 21 01 | Dotación a Trabajado | 20200624 | 0.00 | 1,699,998.00 | 1,699,998.00 | 0.00 |
| 15 14 23 | Combustibles y Lubri | 20200626 | 0.00 | 5,414,134.00 | 5,414,134.00 | 0.00 |
| 15 14 23 01 | Grupo 1-02 Combustib | 20200626 | 0.00 | 5,414,134.00 | 5,414,134.00 | 0.00 |
| 15 14 24 | Elementos y Material | 20200630 | 0.00 | 41,981,006.00 | 41,981,006.00 | 0.00 |
| 15 14 24 01 | Grupo 1-04 Elementos | 20200630 | 0.00 | 41,981,006.00 | 41,981,006.00 | 0.00 |
| 15 14 90 | Otros Materiales Y S | 20200624 | 0.00 | 225,375,203.00 | 225,375,203.00 | 0.00 |
| 15 14 90 01 | Grupo 1-25 Materiale | 20200624 | 0.00 | 225,375,203.00 | 225,375,203.00 | 0.00 |
| 16 | PROPIEDADES PLANTA | 20201231 | 309370,005,818.00 | 4602,677,045.00 | 4083,396,868.00 | 309889,285,995.00 |
| 16 05 | TERRENOS | 20191001 | 104985,073,570.00 | 0.00 | 0.00 | 104985,073,570.00 |
| 16 05 01 | Urbanos | 20191001 | 58285,510,000.00 | 0.00 | 0.00 | 58285,510,000.00 |
| 16 05 01 21 | Facultad Ingenieria | 20171331 | 19349,020,500.00 | 0.00 | 0.00 | 19349,020,500.00 |
| 16 05 01 21 01 | Valor Historico | 20171231 | 248,629,822.00 | 0.00 | 0.00 | 248,629,822.00 |
| 16 05 01 21 97 | Valorizacion Histori | 20171331 | 19100,390,678.00 | 0.00 | 0.00 | 19100,390,678.00 |
| 16 05 01 22 | Sede Posgrados Cl1 3 | 20171331 | 887,793,500.00 | 0.00 | 0.00 | 887,793,500.00 |
| 16 05 01 22 01 | Valor Historico | 20171231 | 90,724,348.00 | 0.00 | 0.00 | 90,724,348.00 |
| 16 05 01 22 97 | Valorizacion Histori | 20171331 | 797,069,152.00 | 0.00 | 0.00 | 797,069,152.00 |
| 16 05 01 23 | Facultad Tecnologica | 20171331 | 4479,152,000.00 | 0.00 | 0.00 | 4479,152,000.00 |
| 16 05 01 23 01 | Valor Historico | 20171231 | 853,362,749.00 | 0.00 | 0.00 | 853,362,749.00 |
| 16 05 01 23 97 | Valorizacion Histori | 20171331 | 3625,789,251.00 | 0.00 | 0.00 | 3625,789,251.00 |
| 16 05 01 26 | Macarena B Facultad | 20171331 | 9800,000,000.00 | 0.00 | 0.00 | 9800,000,000.00 |
| 16 05 01 26 01 | Valor Historico | 20171231 | 331,322,898.00 | 0.00 | 0.00 | 331,322,898.00 |
| 16 05 01 26 97 | Valorizacion Histori | 20171331 | 9468,677,102.00 | 0.00 | 0.00 | 9468,677,102.00 |
| 16 05 01 29 | Facultad Artes Asab | 20171331 | 853,600,000.00 | 0.00 | 0.00 | 853,600,000.00 |
| 16 05 01 29 01 | Valor Historico | 20171231 | 5,217,020.00 | 0.00 | 0.00 | 5,217,020.00 |
| 16 05 01 29 97 | Valorizacion Histori | 20171331 | 848,382,980.00 | 0.00 | 0.00 | 848,382,980.00 |
| 16 05 01 33 | Sede Emisora Ud | 20171331 | 447,125,400.00 | 0.00 | 0.00 | 447,125,400.00 |
| 16 05 01 33 01 | Valor Historico | 20171231 | 44,589,116.00 | 0.00 | 0.00 | 44,589,116.00 |
| 16 05 01 33 97 | Valorizacion Histori | 20171331 | 402,536,284.00 | 0.00 | 0.00 | 402,536,284.00 |
| 16 05 01 34 | Facultad Tecnologica | 20171331 | 11100,245,700.00 | 0.00 | 0.00 | 11100,245,700.00 |
| 16 05 01 34 01 | Valor Historico | 20171231 | 9977,043,197.00 | 0.00 | 0.00 | 9977,043,197.00 |
| 16 05 01 34 97 | Valorizacion Histori | 20171331 | 1123,202,503.00 | 0.00 | 0.00 | 1123,202,503.00 |
| 16 05 01 35 | ASAB - PALACIO LA ME | 20191001 | 9315,600,000.00 | 0.00 | 0.00 | 9315,600,000.00 |
| 16 05 01 35 01 | Valor Historico | 20191001 | 1151,659,110.00 | 0.00 | 0.00 | 1151,659,110.00 |

UD 000899999230 -7

Procesado: 2020/07/30-09/59

BALANCE DE PRUEBA - SUB-AUXILIAR

Pag-0004

De : ENE 1/2020 A : ABR 30/2020

| C U E N T A | D E S C R I P C I O N | U L T. M O V. | S A L D O A N T E R I O R | D E B I T O S | C R E D I T O S | N U E V O S A L D O |
|----------------|-----------------------|---------------|---------------------------|----------------|-----------------|---------------------|
| 16 05 01 35 97 | Valorizacion Histori | 20191001 | 8163,940,890.00 | 0.00 | 0.00 | 8163,940,890.00 |
| 16 05 01 36 | Sotanos Avenida Jime | 20191001 | 2052,972,900.00 | 0.00 | 0.00 | 2052,972,900.00 |
| 16 05 01 36 01 | Valor Historico | 20191001 | 77,034,266.00 | 0.00 | 0.00 | 77,034,266.00 |
| 16 05 01 36 97 | Valorizacion Histori | 20191001 | 1975,938,634.00 | 0.00 | 0.00 | 1975,938,634.00 |
| 16 05 02 | Rurales | 20171331 | 178,637,500.00 | 0.00 | 0.00 | 178,637,500.00 |
| 16 05 02 01 | Finca El Tibar Choa | 20171331 | 178,637,500.00 | 0.00 | 0.00 | 178,637,500.00 |
| 16 05 02 01 01 | Valor Historico | 20171331 | 13,023,608.00 | 0.00 | 0.00 | 13,023,608.00 |
| 16 05 02 01 97 | Valorizacion Histori | 20171331 | 165,613,892.00 | 0.00 | 0.00 | 165,613,892.00 |
| 16 05 05 | Terrenos De Propieda | 20180802 | 46520,926,070.00 | 0.00 | 0.00 | 46520,926,070.00 |
| 16 05 05 11 | Facultad Medio Ambie | 20180802 | 7586,954,970.00 | 0.00 | 0.00 | 7586,954,970.00 |
| 16 05 05 11 01 | Globo A - Lote San M | 20180802 | 2300,525,577.00 | 0.00 | 0.00 | 2300,525,577.00 |
| 16 05 05 11 02 | Globo B - Call 14 No | 20180802 | 989,818,000.00 | 0.00 | 0.00 | 989,818,000.00 |
| 16 05 05 11 97 | Valorizacion Histori | 20180802 | 4296,611,393.00 | 0.00 | 0.00 | 4296,611,393.00 |
| 16 05 05 12 | Macarena A Facultad | 20171331 | 12686,257,100.00 | 0.00 | 0.00 | 12686,257,100.00 |
| 16 05 05 12 01 | Valor Historico | 20171231 | 4952,574,900.00 | 0.00 | 0.00 | 4952,574,900.00 |
| 16 05 05 12 97 | Valorizacion Histori | 20171331 | 7733,682,200.00 | 0.00 | 0.00 | 7733,682,200.00 |
| 16 05 05 13 | Zona Comunal No.1 Fa | 20171331 | 3636,744,000.00 | 0.00 | 0.00 | 3636,744,000.00 |
| 16 05 05 13 01 | Valor Historico | 20171231 | 1454,050,800.00 | 0.00 | 0.00 | 1454,050,800.00 |
| 16 05 05 13 97 | Valorizacion Histori | 20171331 | 2182,693,200.00 | 0.00 | 0.00 | 2182,693,200.00 |
| 16 05 05 15 | Sede Ciudadela Porve | 20180802 | 22610,970,000.00 | 0.00 | 0.00 | 22610,970,000.00 |
| 16 05 05 15 01 | Lote 8A - Calle 52 S | 20180802 | 10000,000,000.00 | 0.00 | 0.00 | 10000,000,000.00 |
| 16 05 05 15 02 | Lote 8B - Calle 52 S | 20180802 | 7098,000,000.00 | 0.00 | 0.00 | 7098,000,000.00 |
| 16 05 05 15 97 | Valorizacion Histori | 20180802 | 5512,970,000.00 | 0.00 | 0.00 | 5512,970,000.00 |
| 16 15 | CONSTRUCCIONES EN CU | 20171331 | 2872,009,990.00 | 0.00 | 0.00 | 2872,009,990.00 |
| 16 15 01 | Edificaciones | 20171331 | 2872,009,990.00 | 0.00 | 0.00 | 2872,009,990.00 |
| 16 15 01 13 | Sede Macarena B | 20171331 | 2872,009,990.00 | 0.00 | 0.00 | 2872,009,990.00 |
| 16 35 | BIENES MUEBLES EN BO | 20200630 | 0.00 | 871,996,878.00 | 866,305,128.00 | 5,691,750.00 |
| 16 35 01 | Maquinaria Y Equipo | 20200226 | 0.00 | 1,943,201.00 | 1,943,201.00 | 0.00 |
| 16 35 01 14 | Grupo 2-14 Herramien | 20200226 | 0.00 | 1,943,201.00 | 1,943,201.00 | 0.00 |
| 16 35 02 | Equipo Medico Y Cien | 20200630 | 0.00 | 134,007,418.00 | 134,007,418.00 | 0.00 |
| 16 35 02 10 | Grupo 2-10 Equipo Y | 20200630 | 0.00 | 134,007,418.00 | 134,007,418.00 | 0.00 |
| 16 35 03 | Muebles Enseres Y E | 20200310 | 0.00 | 16,030,301.00 | 10,338,551.00 | 5,691,750.00 |
| 16 35 03 16 | Grupo 2-16 Libros de | 20200310 | 0.00 | 16,030,301.00 | 10,338,551.00 | 5,691,750.00 |
| 16 35 04 | Equipos De Comunicac | 20200624 | 0.00 | 720,015,958.00 | 720,015,958.00 | 0.00 |
| 16 35 04 07 | Grupo 2-07 Equipo Ma | 20200602 | 0.00 | 716,825,958.00 | 716,825,958.00 | 0.00 |
| 16 35 04 21 | Grupo 2-21 Equipo Y | 20200624 | 0.00 | 3,190,000.00 | 3,190,000.00 | 0.00 |
| 16 40 | EDIFICACIONES | 20200702 | 192209,439,168.00 | 0.00 | 0.00 | 192209,439,168.00 |
| 16 40 01 | Edificios Y Casas | 20191001 | 163847,548,311.00 | 0.00 | 0.00 | 163847,548,311.00 |
| 16 40 01 11 | Facultad Ingenieria | 20171331 | 40113,681,919.00 | 0.00 | 0.00 | 40113,681,919.00 |
| 16 40 01 11 01 | Valor Historico | 20171231 | 23383,681,911.00 | 0.00 | 0.00 | 23383,681,911.00 |
| 16 40 01 11 97 | Valorizacion Histori | 20171331 | 16730,000,008.00 | 0.00 | 0.00 | 16730,000,008.00 |
| 16 40 01 12 | Sede Posgrados Cl1 3 | 20171331 | 870,777,800.00 | 0.00 | 0.00 | 870,777,800.00 |
| 16 40 01 12 01 | Valor Historico | 20171231 | 981,654,443.00 | 0.00 | 0.00 | 981,654,443.00 |
| 16 40 01 12 97 | Valorizacion Histori | 20171331 | 110,876,643.00- | 0.00 | 0.00 | 110,876,643.00- |
| 16 40 01 13 | Facultad Tecnologica | 20171331 | 17814,248,000.00 | 0.00 | 0.00 | 17814,248,000.00 |
| 16 40 01 13 01 | Valor Historico | 20171231 | 9821,511,839.00 | 0.00 | 0.00 | 9821,511,839.00 |
| 16 40 01 13 97 | Valorizacion Histori | 20171331 | 7992,736,161.00 | 0.00 | 0.00 | 7992,736,161.00 |
| 16 40 01 15 | Sede Ciudadela Porve | 20181107 | 77947,405,833.00 | 0.00 | 0.00 | 77947,405,833.00 |
| 16 40 01 15 01 | Valor Historico | 20181107 | 89925,010,768.00 | 0.00 | 0.00 | 89925,010,768.00 |
| 16 40 01 15 97 | Valorizacion Histori | 20180629 | 11977,604,935.00- | 0.00 | 0.00 | 11977,604,935.00- |
| 16 40 01 16 | Macarena B Facultad | 20171331 | 4209,661,700.00 | 0.00 | 0.00 | 4209,661,700.00 |
| 16 40 01 16 01 | Valor Historico | 20171231 | 6887,518,500.00 | 0.00 | 0.00 | 6887,518,500.00 |
| 16 40 01 16 97 | Valorizacion Histori | 20171331 | 2677,856,800.00- | 0.00 | 0.00 | 2677,856,800.00- |
| 16 40 01 17 | Finca El Tibar Choa | 20171331 | 33,365,000.00 | 0.00 | 0.00 | 33,365,000.00 |
| 16 40 01 17 01 | Valor Historico | 20171231 | 25,630,887.00 | 0.00 | 0.00 | 25,630,887.00 |
| 16 40 01 17 97 | Valorizacion Histori | 20171331 | 7,734,113.00 | 0.00 | 0.00 | 7,734,113.00 |

UD 000899999230 -7

Procesado: 2020/07/30-09/59

BALANCE DE PRUEBA - SUB-AUXILIAR

Pag-0005

De : ENE 1/2020 A : ABR 30/2020

| C U E N T A | D E S C R I P C I O N | U L T. M O V. | S A L D O A N T E R I O R | D E B I T O S | C R E D I T O S | N U E V O S A L D O |
|----------------|-----------------------|---------------|---------------------------|----------------|-----------------|---------------------|
| 16 40 01 18 | Sede Emisora Ud | 20171331 | 147,429,600.00 | 0.00 | 0.00 | 147,429,600.00 |
| 16 40 01 18 01 | Valor Historico | 20171231 | 87,307,360.00 | 0.00 | 0.00 | 87,307,360.00 |
| 16 40 01 18 97 | Valorizacion Histori | 20171331 | 60,122,240.00 | 0.00 | 0.00 | 60,122,240.00 |
| 16 40 01 21 | Facultad Artes Asab | 20171331 | 556,608,525.00 | 0.00 | 0.00 | 556,608,525.00 |
| 16 40 01 21 01 | Valor Historico | 20171231 | 103,574,081.00 | 0.00 | 0.00 | 103,574,081.00 |
| 16 40 01 21 97 | Valorizacion Histori | 20171331 | 453,034,444.00 | 0.00 | 0.00 | 453,034,444.00 |
| 16 40 01 35 | ASAB - Palacio La Me | 20191001 | 20344,786,800.00 | 0.00 | 0.00 | 20344,786,800.00 |
| 16 40 01 35 01 | Valor Histporico | 20191001 | 2360,929,204.00 | 0.00 | 0.00 | 2360,929,204.00 |
| 16 40 01 35 02 | Mejora - Obra Recupe | 20191001 | 1959,228,743.00 | 0.00 | 0.00 | 1959,228,743.00 |
| 16 40 01 35 97 | Valorizacion Histori | 20191001 | 16024,628,853.00 | 0.00 | 0.00 | 16024,628,853.00 |
| 16 40 01 36 | Sótano Avenida Jimen | 20191001 | 1809,583,134.00 | 0.00 | 0.00 | 1809,583,134.00 |
| 16 40 01 36 01 | Valor Historico | 20191001 | 431,050,410.00 | 0.00 | 0.00 | 431,050,410.00 |
| 16 40 01 36 97 | Valorizacion Histori | 20191001 | 1378,532,724.00 | 0.00 | 0.00 | 1378,532,724.00 |
| 16 40 28 | Edificaciones De Pro | 20200702 | 28361,890,857.00 | 0.00 | 0.00 | 28361,890,857.00 |
| 16 40 28 11 | Facultad Medio Ambie | 20200702 | 8904,602,950.00 | 0.00 | 0.00 | 8904,602,950.00 |
| 16 40 28 11 01 | Valor Historico | 20200702 | 7536,772,083.00 | 0.00 | 0.00 | 7536,772,083.00 |
| 16 40 28 11 97 | Valorizacion Histori | 20171331 | 1367,830,867.00 | 0.00 | 0.00 | 1367,830,867.00 |
| 16 40 28 12 | Macarena A Facultad | 20171331 | 19354,438,907.00 | 0.00 | 0.00 | 19354,438,907.00 |
| 16 40 28 12 01 | Valor Historico | 20171231 | 24050,538,021.00 | 0.00 | 0.00 | 24050,538,021.00 |
| 16 40 28 12 97 | Valorizacion Histori | 20171331 | 4696,099,114.00- | 0.00 | 0.00 | 4696,099,114.00- |
| 16 40 28 14 | Sede B Thomas Jeffer | 20171331 | 102,849,000.00 | 0.00 | 0.00 | 102,849,000.00 |
| 16 40 28 14 01 | Valor Historico | 20171331 | 102,849,000.00 | 0.00 | 0.00 | 102,849,000.00 |
| 16 55 | MAQUINARIA Y EQUIPO | 20191219 | 834,571,908.00 | 0.00 | 0.00 | 834,571,908.00 |
| 16 55 01 | Equipo De Construcci | 20190227 | 304,766,293.00 | 0.00 | 0.00 | 304,766,293.00 |
| 16 55 01 08 | Grupo 2-08 Equipos Y | 20190227 | 304,766,293.00 | 0.00 | 0.00 | 304,766,293.00 |
| 16 55 05 | Equipo De Música | 20191219 | 131,203,631.00 | 0.00 | 0.00 | 131,203,631.00 |
| 16 55 05 02 | Grupo 2-02 Discoteca | 20191219 | 131,203,631.00 | 0.00 | 0.00 | 131,203,631.00 |
| 16 55 06 | Equipo De Recreación | 20190930 | 350,970,193.00 | 0.00 | 0.00 | 350,970,193.00 |
| 16 55 06 09 | Grupo 2-09 Maquinari | 20190930 | 350,970,193.00 | 0.00 | 0.00 | 350,970,193.00 |
| 16 55 11 | Herramientas Y Acces | 20190930 | 47,631,791.00 | 0.00 | 0.00 | 47,631,791.00 |
| 16 55 11 14 | Grupo 2-14 Herramien | 20190930 | 47,631,791.00 | 0.00 | 0.00 | 47,631,791.00 |
| 16 60 | EQUIPO MÉDICO Y CIEN | 20200630 | 8270,896,323.00 | 134,007,418.00 | 0.00 | 8404,903,741.00 |
| 16 60 02 | Equipo De Laboratori | 20200630 | 8219,908,147.00 | 134,007,418.00 | 0.00 | 8353,915,565.00 |
| 16 60 02 10 | Grupo 2-10 Maquinari | 20200630 | 8219,908,147.00 | 134,007,418.00 | 0.00 | 8353,915,565.00 |
| 16 60 90 | Otro Equipo Medico Y | 20191212 | 50,988,176.00 | 0.00 | 0.00 | 50,988,176.00 |
| 16 60 90 01 | Grupo 2-11 Elementos | 20191212 | 50,988,176.00 | 0.00 | 0.00 | 50,988,176.00 |
| 16 65 | MUEBLES ENSERES Y E | 20191108 | 6530,596,624.00 | 0.00 | 0.00 | 6530,596,624.00 |
| 16 65 01 | Muebles Y Enseres | 20191108 | 1503,054,763.00 | 0.00 | 0.00 | 1503,054,763.00 |
| 16 65 01 18 | Grupo 2-18 Mobiliari | 20191108 | 1503,054,763.00 | 0.00 | 0.00 | 1503,054,763.00 |
| 16 65 02 | Equipo Y Máquina De | 20190829 | 5026,555,361.00 | 0.00 | 0.00 | 5026,555,361.00 |
| 16 65 02 12 | Grupo 2-12 Equipo Ma | 20190829 | 5026,555,361.00 | 0.00 | 0.00 | 5026,555,361.00 |
| 16 65 90 | Otros Muebles Enser | 20181231 | 986,500.00 | 0.00 | 0.00 | 986,500.00 |
| 16 65 90 21 | Elementos De Arte | 20181231 | 986,500.00 | 0.00 | 0.00 | 986,500.00 |
| 16 70 | EQUIPOS DE COMUNICAC | 20200624 | 5966,428,025.00 | 720,015,958.00 | 0.00 | 6686,443,983.00 |
| 16 70 01 | Equipo De Comunicaci | 20200602 | 2640,044,921.00 | 716,825,958.00 | 0.00 | 3356,870,879.00 |
| 16 70 01 07 | Grupo 2-07 Equipo Ma | 20200602 | 2640,044,921.00 | 716,825,958.00 | 0.00 | 3356,870,879.00 |
| 16 70 02 | Equipo De Computació | 20200624 | 3326,383,104.00 | 3,190,000.00 | 0.00 | 3329,573,104.00 |
| 16 70 02 21 | Grupo 2-21 Equipo Ma | 20200624 | 3326,383,104.00 | 3,190,000.00 | 0.00 | 3329,573,104.00 |
| 16 75 | EQUIPOS DE TRANSPORT | 20181231 | 294,714,234.00 | 0.00 | 0.00 | 294,714,234.00 |
| 16 75 02 | Terrestre | 20181231 | 294,714,234.00 | 0.00 | 0.00 | 294,714,234.00 |
| 16 75 02 13 | Grupo 2-13 Equipo Ma | 20181231 | 294,714,234.00 | 0.00 | 0.00 | 294,714,234.00 |
| 16 80 | EQUIPOS DE COMEDOR | 20191008 | 15,970,484.00 | 0.00 | 0.00 | 15,970,484.00 |
| 16 80 02 | Equipo De Restaurant | 20191008 | 15,970,484.00 | 0.00 | 0.00 | 15,970,484.00 |
| 16 80 02 06 | Grupo 2-06 Equipo Y | 20191008 | 15,970,484.00 | 0.00 | 0.00 | 15,970,484.00 |
| 16 81 | BIENES DE ARTE Y CUL | 20200227 | 9,296,091.00 | 4,646,801.00 | 0.00 | 13,942,892.00 |
| 16 81 07 | Libros Y Publicacion | 20200227 | 9,296,091.00 | 4,646,801.00 | 0.00 | 13,942,892.00 |

| C U E N T A | | D E S C R I P C I O N | | ULT. MOV. | SALDO ANTERIOR | DEBITOS | CREDITOS | NUEVO SALDO |
|----------------|-----------------------|-----------------------|--------------------|------------------|-----------------|--------------------|----------|-------------|
| 16 81 07 16 | Grupo 2-16 Libros Y | 20200227 | 9,296,091.00 | 4,646,801.00 | 0.00 | 13,942,892.00 | | |
| 16 85 | DEPRECIACIÓN ACUMULA | 20201231 | 9746,980,609.00- | 0.00 | 345,081,750.00 | 10092,062,359.00- | | |
| 16 85 01 | Edificaciones | 20201231 | 2797,179,904.00- | 0.00 | 345,081,750.00 | 3142,261,654.00- | | |
| 16 85 01 01 | Facultad Ingenieria | 20201231 | 679,543,991.00- | 0.00 | 84,942,999.00 | 764,486,990.00- | | |
| 16 85 01 02 | Sede Posgrados C11 3 | 20201231 | 19,273,488.00- | 0.00 | 2,409,186.00 | 21,682,674.00- | | |
| 16 85 01 03 | Facultad Tecnologica | 20201231 | 315,995,569.00- | 0.00 | 39,499,446.00 | 355,495,015.00- | | |
| 16 85 01 04 | Macarena B Facultad | 20201231 | 77,415,958.00- | 0.00 | 9,676,995.00 | 87,092,953.00- | | |
| 16 85 01 05 | Finca El Tibar Choac | 20201231 | 1,179,243.00- | 0.00 | 147,405.00 | 1,326,648.00- | | |
| 16 85 01 06 | Facultad Artes Asab | 20201231 | 12,042,339.00- | 0.00 | 1,505,292.00 | 13,547,631.00- | | |
| 16 85 01 07 | Sede Emisora Ud | 20201231 | 3,155,087.00- | 0.00 | 394,386.00 | 3,549,473.00- | | |
| 16 85 01 08 | Sede Ciudadela Porve | 20201231 | 1144,174,644.00- | 0.00 | 138,456,093.00 | 1282,630,737.00- | | |
| 16 85 01 09 | Facultad Medio Ambie | 20201231 | 156,327,240.00- | 0.00 | 19,540,905.00 | 175,868,145.00- | | |
| 16 85 01 10 | Macarena A Facultad | 20201231 | 378,358,826.00- | 0.00 | 47,294,853.00 | 425,653,679.00- | | |
| 16 85 01 11 | Sede B Thomas Jeffer | 20201231 | 9,713,519.00- | 0.00 | 1,214,190.00 | 10,927,709.00- | | |
| 16 85 04 | Maquinaria Y Equipo | 20181231 | 295,422,106.00- | 0.00 | 0.00 | 295,422,106.00- | | |
| 16 85 04 02 | Grupo 2-02 Discoteca | 20181231 | 255,836,404.00- | 0.00 | 0.00 | 255,836,404.00- | | |
| 16 85 04 08 | Grupo 2-08 Equipos y | 20181231 | 12,641,995.00- | 0.00 | 0.00 | 12,641,995.00- | | |
| 16 85 04 09 | Grupo 2-09 Maquinari | 20181231 | 20,196,058.00- | 0.00 | 0.00 | 20,196,058.00- | | |
| 16 85 04 14 | Grupo 2-14 Herramient | 20181231 | 6,747,649.00- | 0.00 | 0.00 | 6,747,649.00- | | |
| 16 85 05 | Equipo Medico Y Cien | 20181231 | 2812,735,893.00- | 0.00 | 0.00 | 2812,735,893.00- | | |
| 16 85 05 10 | Grupo 2-10 Maquinari | 20181231 | 2782,959,809.00- | 0.00 | 0.00 | 2782,959,809.00- | | |
| 16 85 05 11 | Grupo 2-11 Elementos | 20181231 | 29,776,084.00- | 0.00 | 0.00 | 29,776,084.00- | | |
| 16 85 06 | Muebles Enseres Y E | 20181231 | 659,281,509.00- | 0.00 | 0.00 | 659,281,509.00- | | |
| 16 85 06 12 | Grupo 2-12 Equipo Ma | 20181231 | 69,037,335.00- | 0.00 | 0.00 | 69,037,335.00- | | |
| 16 85 06 18 | Grupo 2-18 Mobiliari | 20181231 | 590,244,174.00- | 0.00 | 0.00 | 590,244,174.00- | | |
| 16 85 07 | Equipos De Comunicac | 20181231 | 3173,838,054.00- | 0.00 | 0.00 | 3173,838,054.00- | | |
| 16 85 07 07 | Grupo 2-07 Equipo Ma | 20181231 | 1065,386,892.00- | 0.00 | 0.00 | 1065,386,892.00- | | |
| 16 85 07 21 | Grupo 2-21 Equipo Ma | 20181231 | 2108,451,162.00- | 0.00 | 0.00 | 2108,451,162.00- | | |
| 16 85 08 | Equipos De Transport | 20181231 | 8,033,143.00- | 0.00 | 0.00 | 8,033,143.00- | | |
| 16 85 08 13 | Grupo 2-13 Equipo Ma | 20181231 | 8,033,143.00- | 0.00 | 0.00 | 8,033,143.00- | | |
| 16 85 09 | Equipos De Comedor | 20180928 | 490,000.00- | 0.00 | 0.00 | 490,000.00- | | |
| 16 85 09 06 | Grupo 2-06 Equipo y | 20180928 | 490,000.00- | 0.00 | 0.00 | 490,000.00- | | |
| 16 95 | DETERIORO ACUMULADO | 20200201 | 2872,009,990.00- | 2872,009,990.00 | 2872,009,990.00 | 2872,009,990.00- | | |
| 16 95 03 | Construcciones en cu | 20200201 | 0.00 | 0.00 | 2872,009,990.00 | 2872,009,990.00- | | |
| 16 95 04 | Maquinaria planta y | 20200201 | 2872,009,990.00- | 2872,009,990.00 | 0.00 | 0.00 | | |
| 17 | BIENES DE USO PÚBLIC | 20200309 | 70840,847,568.00 | 89,250,000.00 | 44,625,000.00 | 70885,472,568.00 | | |
| 17 05 | BIENES DE USO PÚBLIC | 20180322 | 4703,184,968.00 | 0.00 | 0.00 | 4703,184,968.00 | | |
| 17 05 10 | Bibliotecas | 20180322 | 4703,184,968.00 | 0.00 | 0.00 | 4703,184,968.00 | | |
| 17 05 10 01 | Segunda Etapa Biblio | 20180322 | 4703,184,968.00 | 0.00 | 0.00 | 4703,184,968.00 | | |
| 17 10 | BIENES DE USO PÚBLIC | 20190329 | 66137,662,600.00 | 0.00 | 0.00 | 66137,662,600.00 | | |
| 17 10 10 | Bibliotecas | 20190329 | 33102,324,600.00 | 0.00 | 0.00 | 33102,324,600.00 | | |
| 17 10 10 01 | Centro Cultural Ramón | 20190329 | 33102,324,600.00 | 0.00 | 0.00 | 33102,324,600.00 | | |
| 17 10 10 01 02 | Construcción | 20171231 | 29788,141,975.00 | 0.00 | 0.00 | 29788,141,975.00 | | |
| 17 10 10 01 97 | Valorización Histori | 20190329 | 3314,182,625.00 | 0.00 | 0.00 | 3314,182,625.00 | | |
| 17 10 14 | Terrenos | 20190329 | 33035,338,000.00 | 0.00 | 0.00 | 33035,338,000.00 | | |
| 17 10 14 01 | Centro Cultural Bibl | 20190329 | 33035,338,000.00 | 0.00 | 0.00 | 33035,338,000.00 | | |
| 17 10 14 01 01 | Valor Histórico | 20190329 | 7613,741,800.00 | 0.00 | 0.00 | 7613,741,800.00 | | |
| 17 10 14 01 97 | Valorización Terreno | 20190329 | 25421,596,200.00 | 0.00 | 0.00 | 25421,596,200.00 | | |
| 17 15 | BIENES HISTÓRICOS Y | 20200309 | 0.00 | 89,250,000.00 | 44,625,000.00 | 44,625,000.00 | | |
| 17 15 01 | Monumentos | 20200309 | 0.00 | 89,250,000.00 | 44,625,000.00 | 44,625,000.00 | | |
| 17 15 01 01 | Asab Palacio La Merc | 20200309 | 0.00 | 89,250,000.00 | 44,625,000.00 | 44,625,000.00 | | |
| 17 15 01 01 02 | Construcción | 20200309 | 0.00 | 89,250,000.00 | 44,625,000.00 | 44,625,000.00 | | |
| 19 | OTROS ACTIVOS | 20200727 | 2954032,892,090.00 | 17734,197,628.00 | 6442,426,169.00 | 2965324,663,549.00 | | |
| 19 02 | PLAN DE ACTIVOS PARA | 20200727 | 1954,169,291.00 | 739,329,615.00 | 685,338,830.00 | 2008,160,076.00 | | |

| C U E N T A | | D E S C R I P C I O N | | ULT. MOV. | SALDO ANTERIOR | DEBITOS | CREDITOS | NUEVO SALDO |
|----------------|----------------------|-----------------------|--------------------|------------------|------------------|--------------------|----------|-------------|
| 19 02 01 | Efectivo Y Equivalen | 20200727 | 1276,505,226.00 | 44,807,900.00 | 1,862,500.00 | 1319,450,626.00 | | |
| 19 02 01 01 | Banco Occid 81451-9 | 20200727 | 1276,505,226.00 | 44,807,900.00 | 1,862,500.00 | 1319,450,626.00 | | |
| 19 02 03 | Inversiones | 20200630 | 677,664,065.00 | 694,521,715.00 | 683,476,330.00 | 688,709,450.00 | | |
| 19 02 03 01 | CDT Fondo Prestamos | 20200604 | 675,316,919.00 | 683,490,280.00 | 675,316,919.00 | 683,490,280.00 | | |
| 19 02 03 97 | Valorización CDT Fon | 20200630 | 2,347,146.00 | 11,031,435.00 | 8,159,411.00 | 5,219,170.00 | | |
| 19 04 | PLAN DE ACTIVOS PARA | 20200727 | 2889384,560,381.00 | 7138,268,439.00 | 2401,911,060.00 | 2894120,917,760.00 | | |
| 19 04 01 | Efectivo Y Equivalen | 20200727 | 394,719,738.00 | 19,542,774.00 | 0.00 | 414,262,512.00 | | |
| 19 04 01 01 | Banco De Occidente F | 20200727 | 394,719,738.00 | 19,542,774.00 | 0.00 | 414,262,512.00 | | |
| 19 04 02 | Recursos Entregados | 20200630 | 112612,714,351.00 | 4677,998,291.00 | 0.00 | 117290,712,642.00 | | |
| 19 04 02 01 | Estampilla Ud 1.0 | 20200630 | 78410,128,037.00 | 357,975,400.00 | 0.00 | 78768,103,437.00 | | |
| 19 04 02 02 | Estampilla Ud 1.1% | 20200630 | 11408,936,754.00 | 2530,564,600.00 | 0.00 | 13939,501,354.00 | | |
| 19 04 02 03 | Rendimiento Estampil | 20200630 | 22436,918,517.00 | 1592,934,432.00 | 0.00 | 24029,852,949.00 | | |
| 19 04 02 04 | Rendimientos Estampi | 20200630 | 356,731,043.00 | 196,523,859.00 | 0.00 | 553,254,902.00 | | |
| 19 04 03 | Inversiones | 20200630 | 2381,485,270.00 | 2440,727,374.00 | 2401,911,060.00 | 2420,301,584.00 | | |
| 19 04 03 01 | Valor Nominal CDT Pe | 20200604 | 2373,236,795.00 | 2401,960,080.00 | 2373,236,795.00 | 2401,960,080.00 | | |
| 19 04 03 97 | Valorización CDT Pen | 20200630 | 8,248,475.00 | 38,767,294.00 | 28,674,265.00 | 18,341,504.00 | | |
| 19 04 08 | DERECHOS POR COBRAR | 20191231 | 2773995,641,022.00 | 0.00 | 0.00 | 2773995,641,022.00 | | |
| 19 04 08 01 | Concurrencia Ministe | 20191231 | 503186,308,343.00 | 0.00 | 0.00 | 503186,308,343.00 | | |
| 19 04 08 02 | Concurrencia Secreta | 20191231 | 2270809,332,679.00 | 0.00 | 0.00 | 2270809,332,679.00 | | |
| 19 05 | BIENES Y SERVICIOS P | 20200630 | 1157,365,328.00 | 28,404,350.00 | 713,214,858.00 | 472,554,820.00 | | |
| 19 05 01 | Seguros | 20200630 | 864,004,970.00 | 0.00 | 684,810,508.00 | 179,194,462.00 | | |
| 19 05 01 02 | Seguros Pagados Por | 20200630 | 864,004,970.00 | 0.00 | 684,810,508.00 | 179,194,462.00 | | |
| 19 05 05 | Impresos Publicacio | 20200630 | 293,360,358.00 | 28,404,350.00 | 28,404,350.00 | 293,360,358.00 | | |
| 19 05 05 01 | Impresos Y Publicaci | 20200630 | 293,360,358.00 | 28,404,350.00 | 28,404,350.00 | 293,360,358.00 | | |
| 19 06 | AVANCES Y ANTICIPOS | 20200727 | 434,209,457.00 | 1085,645,519.00 | 364,278,529.00 | 1155,576,447.00 | | |
| 19 06 03 | Avances Para Viático | 20191226 | 250,661,028.00 | 0.00 | 0.00 | 250,661,028.00 | | |
| 19 06 03 01 | Avances Para Viático | 20171231 | 621,644.00 | 0.00 | 0.00 | 621,644.00 | | |
| 19 06 03 02 | Avance Estudios Doce | 20191226 | 250,039,384.00 | 0.00 | 0.00 | 250,039,384.00 | | |
| 19 06 04 | Anticipo para Adquis | 20200727 | 150,048,429.00 | 1085,645,519.00 | 364,278,529.00 | 871,415,419.00 | | |
| 19 06 04 01 | Adquisicion Bienes | 20200220 | 0.00 | 507,012,132.00 | 0.00 | 507,012,132.00 | | |
| 19 06 04 03 | Otros Avances Y Anti | 20200724 | 36,649,624.00 | 503,454,367.00 | 364,278,529.00 | 175,825,462.00 | | |
| 19 06 04 04 | Avance Adquisicion B | 20200131 | 98,951,937.00 | 9,809,886.00 | 0.00 | 108,761,823.00 | | |
| 19 06 04 05 | Depositos Entregados | 20200727 | 14,446,868.00 | 65,369,134.00 | 0.00 | 79,816,002.00 | | |
| 19 06 90 | Otros Avances Y Anti | 20190801 | 33,500,000.00 | 0.00 | 0.00 | 33,500,000.00 | | |
| 19 06 90 01 | Otros Avances Y Anti | 20190801 | 33,500,000.00 | 0.00 | 0.00 | 33,500,000.00 | | |
| 19 08 | RECURSOS ENTREGADOS | 20200706 | 60141,968,939.00 | 8731,717,423.00 | 2266,850,610.00 | 66606,835,752.00 | | |
| 19 08 01 | En Administración | 20200706 | 60141,968,939.00 | 8731,717,423.00 | 2266,850,610.00 | 66606,835,752.00 | | |
| 19 08 01 01 | Recaudo Estampilla U | 20200706 | 45527,946,843.00 | 7758,371,750.00 | 1674,384,016.00 | 51611,934,577.00 | | |
| 19 08 01 01 01 | Estampilla UD 1% | 20200630 | 24559,737,065.00 | 1431,960,250.00 | 60,594,626.00 | 25931,102,689.00 | | |
| 19 08 01 01 02 | Estampilla UD 1.1% | 20200706 | 20968,209,778.00 | 6326,411,500.00 | 1613,789,390.00 | 25680,831,888.00 | | |
| 19 08 01 02 | Rendimientos Fros Es | 20200630 | 14614,022,096.00 | 973,345,673.00 | 592,466,594.00 | 14994,901,175.00 | | |
| 19 08 01 02 01 | Rendimientos Fros Es | 20200630 | 13799,856,727.00 | 604,450,710.00 | 592,466,594.00 | 13811,840,843.00 | | |
| 19 08 01 02 02 | Rendimientos Fros Es | 20200630 | 814,165,369.00 | 368,894,963.00 | 0.00 | 1183,060,332.00 | | |
| 19 09 | DEPÓSITOS ENTREGADOS | 20191231 | 862,030,168.00 | 0.00 | 0.00 | 862,030,168.00 | | |
| 19 09 02 | Para Bienes | 20190322 | 35,887,023.00 | 0.00 | 0.00 | 35,887,023.00 | | |
| 19 09 03 | Depósitos Judiciales | 20191231 | 826,143,145.00 | 0.00 | 0.00 | 826,143,145.00 | | |
| 19 70 | ACTIVOS INTANGIBLES | 20200618 | 359,467,574.00 | 10,832,282.00 | 10,832,282.00 | 359,467,574.00 | | |
| 19 70 07 | Licencias | 20200618 | 66,866,406.00 | 10,832,282.00 | 10,832,282.00 | 66,866,406.00 | | |
| 19 70 07 01 | Renovaciones de Lice | 20200618 | 66,866,406.00 | 10,832,282.00 | 10,832,282.00 | 66,866,406.00 | | |
| 19 70 08 | Softwares | 20200522 | 292,601,168.00 | 0.00 | 0.00 | 292,601,168.00 | | |
| 19 70 08 22 | Grupo 2-22 Dev Softw | 20200522 | 292,601,168.00 | 0.00 | 0.00 | 292,601,168.00 | | |
| 19 75 | AMORTIZACIÓN ACUMULA | 20180928 | 260,879,048.00- | 0.00 | 0.00 | 260,879,048.00- | | |
| 19 75 08 | Softwares | 20180928 | 260,879,048.00- | 0.00 | 0.00 | 260,879,048.00- | | |
| 19 75 08 01 | Grupo 2-22 Devolutiv | 20180928 | 260,879,048.00- | 0.00 | 0.00 | 260,879,048.00- | | |
| 24 | CUENTAS POR PAGAR | 20201228 | 12096,350,827.00- | 63511,546,612.00 | 64115,535,035.00 | 12700,339,250.00- | | |

| Siigo - UNIVERSIDAD DISTRITAL F. J. C. EMPRESAS 6,7 Y 8 JUNIO 2020 | | ABR/30/2020 | | | | |
|--|-----------------------|----------------------------------|---------------------------|------------------|------------------|---------------------|
| UD 00089999230 -7 | | | | | | |
| Procesado: 2020/07/30-09/59 | | BALANCE DE PRUEBA - SUB-AUXILIAR | | | | |
| De : ENE 1/2020 | | A : ABR 30/2020 | | | | |
| | | Pag-0008 | | | | |
| C U E N T A | D E S C R I P C I O N | U L T. M O V. | S A L D O A N T E R I O R | D E B I T O S | C R E D I T O S | N U E V O S A L D O |
| 24 01 | ADQUISICIÓN DE BIENE | 20200727 | 2822,161,162.00- | 4428,231,823.00 | 5063,661,167.00 | 3457,590,506.00- |
| 24 01 01 | Bienes Y Servicios | 20200727 | 2822,161,162.00- | 4428,231,823.00 | 5063,661,167.00 | 3457,590,506.00- |
| 24 01 01 01 | Adquisicion De Biene | 20200727 | 0.00 | 931,797,329.00 | 1016,367,507.00 | 84,570,178.00- |
| 24 01 01 02 | Adquisicion de Servi | 20200724 | 0.00 | 2693,964,305.00 | 2693,964,305.00 | 0.00 |
| 24 01 01 90 | Entradas de Almacen | 20200727 | 2822,161,162.00- | 802,470,189.00 | 1353,329,355.00 | 3373,020,328.00- |
| 24 07 | RECURSOS A FAVOR DE | 20200727 | 4853,041,219.00- | 13457,652,740.00 | 13922,752,039.00 | 5318,140,518.00- |
| 24 07 20 | Recaudos Por Clasifi | 20200303 | 242,454,165.00- | 209,871,919.00 | 0.00 | 32,582,246.00- |
| 24 07 20 03 | Consignaciones Por I | 20200303 | 242,454,165.00- | 209,871,919.00 | 0.00 | 32,582,246.00- |
| 24 07 26 | Rendimientos Financi | 20200727 | 3529,923,959.00- | 0.00 | 52,669,821.00 | 3582,593,780.00- |
| 24 07 26 23 | Intereses Cdt Pensio | 20200630 | 2641,152,638.00- | 0.00 | 38,816,314.00 | 2679,968,952.00- |
| 24 07 26 25 | Intereses Cdt Presta | 20200630 | 686,945,194.00- | 0.00 | 11,045,385.00 | 697,990,579.00- |
| 24 07 26 26 | Cta Ahorro Estruc Pe | 20200727 | 201,826,127.00- | 0.00 | 2,808,122.00 | 204,634,249.00- |
| 24 07 90 | Otros Recursos A Fav | 20200727 | 1080,663,095.00- | 13247,780,821.00 | 13870,082,218.00 | 1702,964,492.00- |
| 24 07 90 01 | Por Prestamos U D | 20200721 | 0.00 | 0.00 | 639,392.00 | 639,392.00- |
| 24 07 90 02 | Recaudo Icetex | 20200727 | 720,311,810.00- | 72,248,589.00 | 377,311,812.00 | 1025,375,033.00- |
| 24 07 90 03 | Recaudo Ecaes | 20181231 | 7,267,100.00- | 0.00 | 0.00 | 7,267,100.00- |
| 24 07 90 04 | Recaudo Seguro Estud | 20200723 | 227,190,914.00- | 54,002,152.00 | 197,895,806.00 | 371,084,568.00- |
| 24 07 90 05 | Devoluciones | 20200724 | 985,160.00- | 73,135,534.00 | 73,018,374.00 | 868,000.00- |
| 24 07 90 13 | Matriculas De Honor | 20200212 | 781,242.00- | 49,686,960.00 | 49,686,960.00 | 781,242.00- |
| 24 07 90 18 | Consignaciones Errad | 20200703 | 6,713,046.00- | 0.00 | 0.00 | 6,713,046.00- |
| 24 07 90 21 | Otros Acreedores | 20200727 | 14,004,910.00- | 12978,976,574.00 | 13121,387,536.00 | 156,415,872.00- |
| 24 07 90 25 | Ingresos por Identif | 00000000 | 60,569,962.00- | 3,721,056.00 | 27,275,520.00 | 84,124,426.00- |
| 24 07 90 27 | Reintegros Convenios | 00000000 | 6,414,817.00- | 2,110,879.00 | 811,823.00 | 5,115,761.00- |
| 24 07 90 28 | Otros Recaudos Para | 20200724 | 26,924,134.00- | 13,899,077.00 | 3,054,995.00 | 16,080,052.00- |
| 24 07 90 31 | Ingreso Convenio 80 | 20200529 | 9,500,000.00- | 0.00 | 19,000,000.00 | 28,500,000.00- |
| 24 24 | DESCUENTOS DE NÓMINA | 20200727 | 1833,160,258.00- | 26632,934,055.00 | 26572,803,291.00 | 1773,029,494.00- |
| 24 24 01 | Aportes A Fondos Pen | 20200724 | 880,135,027.00- | 7189,081,685.00 | 6820,446,878.00 | 511,500,220.00- |
| 24 24 01 01 | Giro Pensiones Nomin | 20200721 | 827,662,305.00- | 4680,156,075.00 | 3867,593,770.00 | 15,100,000.00- |
| 24 24 01 02 | Valor Descontado al | 20200724 | 52,472,722.00- | 2508,925,610.00 | 2952,853,108.00 | 496,400,220.00- |
| 24 24 01 02 01 | Nómina Administrativ | 20200721 | 52,472,722.00- | 602,986,272.00 | 602,175,011.00 | 51,661,461.00- |
| 24 24 01 02 02 | Nómina de Docentes | 20200721 | 0.00 | 1215,019,403.00 | 1484,094,746.00 | 269,075,343.00- |
| 24 24 01 02 03 | Nómina de Pensionado | 20200724 | 0.00 | 149,565,000.00 | 179,489,400.00 | 29,924,400.00- |
| 24 24 01 02 04 | Nómina Hora Cátedra | 20200707 | 0.00 | 347,900,235.00 | 386,791,074.00 | 38,890,839.00- |
| 24 24 01 02 05 | Nómina Hora Cátedra | 20200707 | 0.00 | 193,454,700.00 | 231,555,500.00 | 38,100,800.00- |
| 24 24 01 02 90 | Saldo Inicial | 20200102 | 0.00 | 0.00 | 68,747,377.00 | 68,747,377.00- |
| 24 24 02 | Aportes A Seguridad | 20200724 | 917,186,007.00- | 10451,593,435.00 | 10734,040,830.00 | 1199,633,402.00- |
| 24 24 02 01 | Pago Salud Nominas | 20200708 | 640,572,012.00- | 4995,329,682.00 | 4354,757,670.00 | 0.00 |
| 24 24 02 02 | Valor Descontado al | 20200724 | 276,613,995.00- | 5456,263,753.00 | 6379,283,160.00 | 1199,633,402.00- |
| 24 24 02 02 01 | Nómina de Administra | 20200721 | 276,613,995.00- | 1255,306,171.00 | 1022,524,324.00 | 43,832,148.00- |
| 24 24 02 02 02 | Nómina de Docentes | 20200721 | 0.00 | 954,881,820.00 | 1168,976,033.00 | 214,094,213.00- |
| 24 24 02 02 03 | Nómina de Pensionado | 20200724 | 0.00 | 2739,316,700.00 | 3292,502,220.00 | 553,185,520.00- |
| 24 24 02 02 04 | Nómina Hora Cátedra | 20200707 | 0.00 | 326,466,862.00 | 363,382,952.00 | 36,916,090.00- |
| 24 24 02 02 05 | Nómina Hora Catedra | 20200707 | 0.00 | 180,292,200.00 | 213,809,300.00 | 33,517,100.00- |
| 24 24 02 02 90 | Saldo Inicial | 20200630 | 0.00 | 0.00 | 318,088,331.00 | 318,088,331.00- |
| 24 24 04 | Sindicatos | 20200724 | 61,269.00- | 402,355,983.00 | 402,655,983.00 | 361,269.00- |
| 24 24 05 | Cooperativas | 20200724 | 0.00 | 181,912,508.00 | 181,901,709.00 | 10,799.00 |
| 24 24 06 | Fondos De Empleados | 20200724 | 8,190,594.00- | 4212,530,651.00 | 4211,637,486.00 | 7,297,429.00- |
| 24 24 07 | Libranzas | 20200727 | 200,000.00- | 1631,560,984.00 | 1635,161,159.00 | 3,800,175.00- |
| 24 24 08 | Contrato de Medicina | 20200724 | 70,070.00- | 1665,535,855.00 | 1666,943,065.00 | 1,477,280.00- |
| 24 24 11 | Embargos Judiciales | 20200724 | 1,156,695.00- | 134,681,972.00 | 159,970,517.00 | 26,445,240.00- |
| 24 24 13 | Cuenta de Ahorro Fom | 20200721 | 0.00 | 106,292,695.00 | 126,830,798.00 | 20,538,103.00- |
| 24 24 90 | Otros Descuentos De | 20200724 | 26,160,596.00- | 657,388,287.00 | 633,214,866.00 | 1,987,175.00- |
| 24 24 90 01 | Asociacion De Tercer | 20200724 | 353,275.00- | 499,516,574.00 | 499,516,574.00 | 353,275.00- |
| 24 24 90 02 | Descuento a empleado | 20200708 | 19,854,400.00- | 143,735,800.00 | 125,515,300.00 | 1,633,900.00- |
| 24 24 90 02 01 | Pagos ARL Mi Planill | 20200708 | 0.00 | 105,574,800.00 | 105,575,400.00 | 600.00- |
| 24 24 90 02 05 | Nómina Hora Catedra | 20200708 | 0.00 | 3,886,200.00 | 5,291,800.00 | 1,405,600.00- |

| C U E N T A | | DESCRIPCION | | ULT. MOV. | SALDO ANTERIOR | DEBITOS | CREDITOS | NUEVO SALDO |
|----------------|----------------------|-------------|------------------|------------------|------------------|------------------|----------|-------------|
| 24 24 90 02 90 | Saldo Inicial | 20200707 | 19,854,400.00- | 34,274,800.00 | 14,648,100.00 | 227,700.00- | | |
| 24 24 90 04 | Descuentos Para Pens | 20200430 | 0.00 | 7,550,000.00 | 7,550,000.00 | 0.00 | | |
| 24 24 90 05 | Descuentos para terc | 20200214 | 5,952,921.00- | 6,585,913.00 | 632,992.00 | 0.00 | | |
| 24 36 | RETENCIÓN EN LA FUEN | 20200727 | 1455,846,079.00- | 3085,106,115.00 | 2145,988,263.00 | 516,728,227.00- | | |
| 24 36 03 | Honorarios | 20200722 | 53,926,231.00- | 133,101,014.00 | 80,579,267.00 | 1,404,484.00- | | |
| 24 36 03 21 | Honorarios 10% | 20200722 | 42,043,782.00- | 102,956,428.00 | 61,526,246.00 | 613,600.00- | | |
| 24 36 03 22 | Honorarios 11% | 20200714 | 4,011,602.00- | 17,082,836.00 | 13,862,118.00 | 790,884.00- | | |
| 24 36 03 23 | Honorarios 7% Profes | 20200715 | 2,885,194.00- | 3,319,926.00 | 434,732.00 | 0.00 | | |
| 24 36 03 32 | Diseño Pag Web Y Con | 20200722 | 4,985,653.00- | 9,741,824.00 | 4,756,171.00 | 0.00 | | |
| 24 36 05 | Servicios | 20200724 | 78,443,262.00- | 146,654,622.00 | 76,377,421.00 | 8,166,061.00- | | |
| 24 36 05 51 | Servicios En General | 20200706 | 4,019,035.00- | 7,610,075.00 | 3,591,040.00 | 0.00 | | |
| 24 36 05 52 | Servicios Genral Dec | 20200724 | 40,480,412.00- | 84,253,714.00 | 47,202,690.00 | 3,429,388.00- | | |
| 24 36 05 55 | Transporte Aereo Mar | 20200113 | 18,138.00- | 18,138.00 | 0.00 | 0.00 | | |
| 24 36 05 57 | Servicios 2% Aseo-Vi | 20200724 | 7,043,670.00- | 10,836,369.00 | 4,548,458.00 | 755,759.00- | | |
| 24 36 05 70 | Transporte nal pasaj | 20200612 | 9,430,449.00- | 22,956,904.00 | 17,033,323.00 | 3,506,868.00- | | |
| 24 36 05 72 | Restaurantes Hotele | 20200713 | 17,451,558.00- | 20,979,422.00 | 4,001,910.00 | 474,046.00- | | |
| 24 36 06 | Arrendamientos | 20200706 | 17,833,614.00- | 65,663,947.00 | 53,671,304.00 | 5,840,971.00- | | |
| 24 36 06 13 | Bienes Inmuebles No | 20200706 | 17,833,614.00- | 65,663,947.00 | 53,671,304.00 | 5,840,971.00- | | |
| 24 36 08 | Compras | 20200727 | 22,555,720.00- | 41,402,333.00 | 19,428,406.00 | 581,793.00- | | |
| 24 36 08 25 | Compras 3.5% No Decl | 20200706 | 2,777,746.00- | 6,240,422.00 | 3,742,676.00 | 280,000.00- | | |
| 24 36 08 26 | Compras 2 5% Declara | 20200727 | 19,777,974.00- | 35,161,911.00 | 15,685,730.00 | 301,793.00- | | |
| 24 36 15 | Rentas De Trabajo | 20200727 | 293,324,631.00- | 700,357,381.00 | 544,315,458.00 | 137,282,708.00- | | |
| 24 36 15 11 | Salarios Y Pagos Lab | 20200721 | 208,634,165.00- | 435,638,915.00 | 300,553,458.00 | 73,548,708.00- | | |
| 24 36 15 12 | Contratistas Rentas | 20200727 | 84,690,466.00- | 264,718,466.00 | 243,762,000.00 | 63,734,000.00- | | |
| 24 36 25 | Impuesto A Las Venta | 20200727 | 82,930,982.00- | 210,090,595.00 | 137,778,880.00 | 10,619,267.00- | | |
| 24 36 25 14 | Impuesto A Las Venta | 20200727 | 82,930,982.00- | 210,090,595.00 | 137,778,880.00 | 10,619,267.00- | | |
| 24 36 26 | Contratos De Constr | 20200706 | 185,200.00- | 324,359.00 | 139,159.00 | 0.00 | | |
| 24 36 26 11 | Contratos De Obra Al | 20200706 | 185,200.00- | 324,359.00 | 139,159.00 | 0.00 | | |
| 24 36 27 | Retención De Impuest | 20200727 | 270,576,309.00- | 399,868,807.00 | 270,936,562.00 | 141,644,064.00- | | |
| 24 36 27 11 | Reteica 9 66 X Mil | 20200727 | 232,544,450.00- | 347,445,216.00 | 253,052,928.00 | 138,152,162.00- | | |
| 24 36 27 12 | Reteica 11 04 X Mil | 20200727 | 21,176,618.00- | 31,168,267.00 | 11,898,184.00 | 1,906,535.00- | | |
| 24 36 27 13 | Reteica 6 9 X Mil | 20200706 | 3,103,949.00- | 5,804,229.00 | 2,823,033.00 | 122,753.00- | | |
| 24 36 27 15 | Reteica 4 14 X Mil | 20200630 | 926,453.00- | 1,601,287.00 | 1,428,796.00 | 753,962.00- | | |
| 24 36 27 17 | Reteica 13 8 X Mil | 20200713 | 12,824,839.00- | 13,849,808.00 | 1,733,621.00 | 708,652.00- | | |
| 24 36 90 | Otras Retenciones | 20200727 | 636,070,130.00- | 1387,643,057.00 | 962,761,806.00 | 211,188,879.00- | | |
| 24 36 90 51 | Estimulos Academicos | 20200716 | 3,583,048.00- | 4,044,170.00 | 461,122.00 | 0.00 | | |
| 24 36 90 53 | Sar No Declarantes 3 | 20200413 | 21,056,063.00- | 24,434,339.00 | 3,378,276.00 | 0.00 | | |
| 24 36 90 54 | Sar Declarantes 2.5 | 20200706 | 0.00 | 18,672,152.00 | 22,132,242.00 | 3,460,090.00- | | |
| 24 36 90 60 | Estampilla U D 1.0 % | 20200713 | 3,249,998.00- | 6,630,794.00 | 3,467,224.00 | 86,428.00- | | |
| 24 36 90 62 | Estampilla 1.1.% Udi | 20200727 | 101,581,467.00- | 203,147,450.00 | 126,597,946.00 | 25,031,963.00- | | |
| 24 36 90 70 | Estampilla Pro-Cultu | 20200727 | 101,357,539.00- | 226,344,600.00 | 161,509,080.00 | 36,522,019.00- | | |
| 24 36 90 80 | Estampilla Pro-Adult | 20200713 | 85,854.00- | 386,402.00 | 300,548.00 | 0.00 | | |
| 24 36 90 82 | Estampilla Pro Adult | 20200727 | 405,156,161.00- | 903,983,150.00 | 644,915,368.00 | 146,088,379.00- | | |
| 24 40 | IMPUESTOS CONTRIBUC | 20200706 | 144,116,529.00- | 30,215,985.00 | 27,437,985.00 | 141,338,529.00- | | |
| 24 40 23 | Contribuciones | 20200706 | 144,116,529.00- | 30,215,985.00 | 27,437,985.00 | 141,338,529.00- | | |
| 24 60 | CRÉDITOS JUDICIALES | 20200715 | 0.00 | 105,598,975.00 | 105,598,975.00 | 0.00 | | |
| 24 60 02 | Sentencias | 20200715 | 0.00 | 105,598,975.00 | 105,598,975.00 | 0.00 | | |
| 24 60 02 01 | Sentencias Y Concili | 20200715 | 0.00 | 105,598,975.00 | 105,598,975.00 | 0.00 | | |
| 24 90 | OTRAS CUENTAS POR PA | 20201228 | 988,025,580.00- | 15771,806,919.00 | 16277,293,315.00 | 1493,511,976.00- | | |
| 24 90 28 | Seguros | 20200528 | 8,387,318.00- | 0.00 | 0.00 | 8,387,318.00- | | |
| 24 90 32 | Cheques No Cobrados | 20201228 | 89,393,149.00- | 13,132,935.00 | 29,732,234.00 | 105,992,448.00- | | |
| 24 90 32 01 | No Reclamados | 20200623 | 47,169,107.00- | 0.00 | 1,805,172.00 | 48,974,279.00- | | |
| 24 90 32 03 | Efectivos No Cobrado | 20201228 | 42,224,042.00- | 13,132,935.00 | 27,927,062.00 | 57,018,169.00- | | |
| 24 90 50 | Aportes Al Icbf Y Se | 20200724 | 640,699,937.00- | 2147,576,430.00 | 1512,161,352.00 | 5,284,859.00- | | |
| 24 90 51 | Servicios Públicos | 20200727 | 0.00 | 1382,064,080.00 | 1382,064,080.00 | 0.00 | | |
| 24 90 54 | Honorarios | 20200728 | 3,137,327.00- | 10175,320,322.00 | 10222,719,720.00 | 50,536,725.00- | | |

UD 00089999230 -7

Procesado: 2020/07/30-09/59

BALANCE DE PRUEBA - SUB-AUXILIAR

Pag-0010

De : ENE 1/2020 A : ABR 30/2020

| C U E N T A | D E S C R I P C I O N | U L T. M O V. | S A L D O A N T E R I O R | D E B I T O S | C R E D I T O S | N U E V O S A L D O |
|-------------|-----------------------|---------------|---------------------------|------------------|------------------|---------------------|
| 24 90 55 | Servicios | 20200727 | 360,286.00- | 485,051,845.00 | 572,239,835.00 | 87,548,276.00- |
| 24 90 55 01 | Servicios Tecnicos | 20200727 | 0.00 | 167,536,852.00 | 173,796,294.00 | 6,259,442.00- |
| 24 90 55 02 | Transportes Y Acarre | 20200605 | 360,286.00- | 317,514,993.00 | 398,443,541.00 | 81,288,834.00- |
| 24 90 57 | Excedentes financier | 20191331 | 235,872,923.00- | 0.00 | 0.00 | 235,872,923.00- |
| 24 90 57 01 | Saldos de Convenios | 20191331 | 91,895,542.00- | 0.00 | 0.00 | 91,895,542.00- |
| 24 90 57 02 | Saldos Contratos | 20191331 | 143,977,381.00- | 0.00 | 0.00 | 143,977,381.00- |
| 24 90 58 | Arrendamiento Operat | 20200724 | 0.00 | 253,563,768.00 | 253,563,768.00 | 0.00 |
| 24 90 90 | Otras Cuentas Por Pa | 20200723 | 10,174,640.00- | 1315,097,539.00 | 2304,812,326.00 | 999,889,427.00- |
| 24 90 90 02 | Retenciones a UD del | 00000000 | 0.00 | 417,835,200.00 | 582,188,736.00 | 164,353,536.00- |
| 24 90 90 06 | Suscripciones | 20200723 | 5,656,190.00- | 38,346,427.00 | 38,346,427.00 | 5,656,190.00- |
| 24 90 90 08 | CUENTAS POR PAGAR EN | 00000000 | 4,518,450.00- | 3,831,000.00 | 559,963.00 | 1,247,413.00- |
| 24 90 90 09 | CUENTAS POR PAGAR BE | 00000000 | 0.00 | 855,084,912.00 | 1683,717,200.00 | 828,632,288.00- |
| 25 | BENEFICIOS A LOS EMP | 20200727 | 986071,598,939.00- | 76406,740,642.00 | 60544,153,860.00 | 970209,012,157.00- |
| 25 11 | BENEFICIOS A LOS EMP | 20200727 | 10292,683,329.00- | 37205,326,994.00 | 39664,678,370.00 | 12752,034,705.00- |
| 25 11 01 | Nómina Por Pagar | 20200727 | 2,997,958.00- | 29925,059,876.00 | 29944,031,708.00 | 21,969,790.00- |
| 25 11 02 | Cesantías | 20200727 | 6158,567,492.00- | 6506,869,999.00 | 1305,013,732.00 | 956,711,225.00- |
| 25 11 02 01 | Cesantías por girar | 20200727 | 13,517,000.00- | 347,890,759.00 | 334,373,759.00 | 0.00 |
| 25 11 02 02 | Cesantías Causadas | 20200207 | 6145,050,492.00- | 6158,979,240.00 | 13,928,748.00 | 0.00 |
| 25 11 02 11 | Cesantias Regomen Nu | 20200626 | 0.00 | 0.00 | 956,711,225.00 | 956,711,225.00- |
| 25 11 03 | Intereses Sobre Cesa | 20200626 | 750,538,535.00- | 750,449,472.00 | 29,429,395.00 | 29,518,458.00- |
| 25 11 03 11 | Intereses Sobre Cesa | 20200626 | 750,538,535.00- | 750,449,472.00 | 29,429,395.00 | 29,518,458.00- |
| 25 11 04 | Vacaciones | 20200626 | 0.00 | 0.00 | 2389,006,283.00 | 2389,006,283.00- |
| 25 11 04 11 | Vacaciones Provision | 20200626 | 0.00 | 0.00 | 2389,006,283.00 | 2389,006,283.00- |
| 25 11 05 | Prima de vacaciones | 20200626 | 0.00 | 0.00 | 1195,937,119.00 | 1195,937,119.00- |
| 25 11 05 11 | Prima de vacaciones | 20200626 | 0.00 | 0.00 | 1195,937,119.00 | 1195,937,119.00- |
| 25 11 06 | Prima de servicios | 20200626 | 3380,579,344.00- | 0.00 | 2389,156,243.00 | 5769,735,587.00- |
| 25 11 06 11 | Prima de servicios p | 20200626 | 3380,579,344.00- | 0.00 | 2389,156,243.00 | 5769,735,587.00- |
| 25 11 07 | Prima de navidad | 20200626 | 0.00 | 0.00 | 2389,156,243.00 | 2389,156,243.00- |
| 25 11 07 11 | Prima de navidad Pro | 20200626 | 0.00 | 0.00 | 2389,156,243.00 | 2389,156,243.00- |
| 25 11 12 | Auxilios Funerarios | 20200617 | 0.00 | 22,947,647.00 | 22,947,647.00 | 0.00 |
| 25 12 | BENEFICIOS A LOS EMP | 20200724 | 9114,768,820.00- | 314,844,964.00 | 1432,295,058.00 | 10232,218,914.00- |
| 25 12 04 | Cesantías Retroactiv | 20200724 | 9114,768,820.00- | 314,844,964.00 | 1432,295,058.00 | 10232,218,914.00- |
| 25 12 04 01 | Cesantías por Girar | 20200724 | 9114,768,820.00- | 314,844,964.00 | 0.00 | 8799,923,856.00- |
| 25 12 04 11 | Cesantías Retroactiv | 20200626 | 0.00 | 0.00 | 1432,295,058.00 | 1432,295,058.00- |
| 25 14 | BENEFICIOS POSEMPLEO | 20200727 | 966664,146,790.00- | 38886,568,684.00 | 19447,180,432.00 | 947224,758,538.00- |
| 25 14 01 | Pensiones De Jubilac | 20200727 | 0.00 | 19334,139,384.00 | 19376,037,533.00 | 41,898,149.00- |
| 25 14 04 | Mesadas Pensionales | 20181226 | 60,541,524.00- | 0.00 | 0.00 | 60,541,524.00- |
| 25 14 05 | Cuotas Partes De Pen | 20200422 | 14,374,295.00- | 80,901,709.00 | 66,527,414.00 | 0.00 |
| 25 14 10 | Cálculo Actuarial De | 20200724 | 891867,795,851.00- | 19405,000,177.00 | 4,615,485.00 | 872467,411,159.00- |
| 25 14 10 01 | Calculo Actuarial Pe | 20191231 | 891867,795,851.00- | 0.00 | 0.00 | 891867,795,851.00- |
| 25 14 10 02 | Mesadas Pagadas | 20200724 | 0.00 | 18699,252,404.00 | 0.00 | 18699,252,404.00 |
| 25 14 10 03 | Subsidio De Libros | 20200724 | 0.00 | 103,902,640.00 | 159,628.00 | 103,743,012.00 |
| 25 14 10 04 | Incremento Cotizacio | 20200724 | 0.00 | 510,738,845.00 | 4,182,300.00 | 506,556,545.00 |
| 25 14 10 05 | Subsidio Familiar | 20200724 | 0.00 | 91,106,288.00 | 273,557.00 | 90,832,731.00 |
| 25 14 12 | Cálculo Actuarial Fu | 20191231 | 64827,984,236.00- | 0.00 | 0.00 | 64827,984,236.00- |
| 25 14 12 01 | Cálculo Actuarial Bo | 20191231 | 64827,984,236.00- | 0.00 | 0.00 | 64827,984,236.00- |
| 25 14 14 | Cálculo Actuarial De | 20200417 | 9893,450,884.00- | 66,527,414.00 | 0.00 | 9826,923,470.00- |
| 25 14 14 01 | Calculo Actuarial De | 20191231 | 9893,450,884.00- | 0.00 | 0.00 | 9893,450,884.00- |
| 25 14 14 02 | Pago De Cuotas Part | 20200417 | 0.00 | 66,527,414.00 | 0.00 | 66,527,414.00 |
| 27 | PROVISIONES | 20200715 | 1341,237,722.00- | 2303,715,494.00 | 2230,926,469.00 | 1268,448,697.00- |
| 27 01 | LITIGIOS Y DEMANDAS | 20200715 | 985,798,032.00- | 1086,586,728.00 | 1166,553,602.00 | 1065,764,906.00- |
| 27 01 03 | Administrativas | 20200630 | 983,088,748.00- | 983,088,748.00 | 1062,849,553.00 | 1062,849,553.00- |
| 27 01 05 | Laborales | 20200715 | 2,709,284.00- | 103,497,980.00 | 103,704,049.00 | 2,915,353.00- |
| 27 90 | PROVISIONES DIVERSAS | 00000000 | 355,439,690.00- | 1217,128,766.00 | 1064,372,867.00 | 202,683,791.00- |

| C U E N T A | | D E S C R I P C I O N | | ULT. MOV. | SALDO ANTERIOR | DEBITOS | CREDITOS | NUEVO SALDO |
|----------------|--|-----------------------|----------|-----------|---------------------|------------------|-----------------|---------------------|
| 27 90 90 | | OTRAS PROVISIONES DI | 00000000 | | 355,439,690.00- | 1217,128,766.00 | 1064,372,867.00 | 202,683,791.00- |
| 27 90 90 01 | | PROVISIONES ILUD | 00000000 | | 355,439,690.00- | 1217,128,766.00 | 1064,372,867.00 | 202,683,791.00- |
| 29 | | OTROS PASIVOS | 20200723 | | 17013,935,196.00- | 13145,719,672.00 | 7991,983,785.00 | 11860,199,309.00- |
| 29 02 | | RECURSOS RECIBIDOS E | 20200701 | | 1708,380,639.00- | 1027,614,051.00 | 1802,462,719.00 | 2483,229,307.00- |
| 29 02 01 | | En Administración | 20200701 | | 1708,380,639.00- | 1027,614,051.00 | 1802,462,719.00 | 2483,229,307.00- |
| 29 02 01 03 | | En administración de | 20200701 | | 1706,094,529.00- | 1027,614,051.00 | 1802,462,719.00 | 2480,943,197.00- |
| 29 02 01 03 01 | | SALDO INICIAL | 20191331 | | 1706,094,529.00- | 0.00 | 0.00 | 1706,094,529.00- |
| 29 02 01 03 02 | | INGRESOS RECIBIDOS | 20200630 | | 0.00 | 48,840.00 | 1780,057,924.00 | 1780,009,084.00- |
| 29 02 01 03 03 | | RENDIMIENTOS FINANCI | 20200331 | | 0.00 | 0.00 | 2,036,342.00 | 2,036,342.00- |
| 29 02 01 03 04 | | FACTURACION ENTRE PR | 20200530 | | 0.00 | 962,889.00 | 14,548,453.00 | 13,585,564.00- |
| 29 02 01 03 11 | | SERVICIOS PERSONALES | 20200625 | | 0.00 | 202,436,102.00 | 0.00 | 202,436,102.00 |
| 29 02 01 03 12 | | SERVICIOS PERSONALES | 20200624 | | 0.00 | 261,546,679.00 | 0.00 | 261,546,679.00 |
| 29 02 01 03 13 | | GASTOS GENERALES | 20200624 | | 0.00 | 312,827,007.00 | 5,820,000.00 | 307,007,007.00 |
| 29 02 01 03 14 | | OTROS GASTOS | 20200518 | | 0.00 | 7,853,022.00 | 0.00 | 7,853,022.00 |
| 29 02 01 03 15 | | BENEFICIO INSTITUCIO | 20200701 | | 0.00 | 241,189,992.00 | 0.00 | 241,189,992.00 |
| 29 02 01 03 90 | | GASTOS BANCARIOS | 20200630 | | 0.00 | 749,520.00 | 0.00 | 749,520.00 |
| 29 02 01 04 | | En administración de | 20190716 | | 2,286,110.00- | 0.00 | 0.00 | 2,286,110.00- |
| 29 02 01 04 01 | | SALDO INICIAL | 20190716 | | 2,286,110.00- | 0.00 | 0.00 | 2,286,110.00- |
| 29 03 | | DEPÓSITOS RECIBIDOS | 20200723 | | 262,047,661.00- | 63,700,256.00 | 64,748,293.00 | 263,095,698.00- |
| 29 03 04 | | Depósitos Sobre Cont | 20200511 | | 243,995,993.00- | 0.00 | 0.00 | 243,995,993.00- |
| 29 03 90 | | Otros Depósitos | 20200723 | | 18,051,668.00- | 63,700,256.00 | 64,748,293.00 | 19,099,705.00- |
| 29 03 90 08 | | Ingresos Para Legali | 20200723 | | 17,352,756.00- | 63,700,256.00 | 64,748,293.00 | 18,400,793.00- |
| 29 03 90 23 | | Mayores Valores Cons | 20191219 | | 698,912.00- | 0.00 | 0.00 | 698,912.00- |
| 29 10 | | INGRESOS RECIBIDOS P | 20200630 | | 15043,506,896.00- | 12054,405,365.00 | 6124,772,773.00 | 9113,874,304.00- |
| 29 10 01 | | Intereses | 20200201 | | 391,946,024.00- | 391,946,024.00 | 0.00 | 0.00 |
| 29 10 01 02 | | DAVIVIENDA 68614 GRA | 20200201 | | 150,050,372.00- | 150,050,372.00 | 0.00 | 0.00 |
| 29 10 01 03 | | DAVIVIENDA 68618 CUR | 20200131 | | 3,139,383.00- | 3,139,383.00 | 0.00 | 0.00 |
| 29 10 01 04 | | OCCIDENTE CTA 230857 | 20200201 | | 108,317,337.00- | 108,317,337.00 | 0.00 | 0.00 |
| 29 10 01 05 | | OCCIDENTE CTA 230858 | 20200201 | | 58,677,338.00- | 58,677,338.00 | 0.00 | 0.00 |
| 29 10 01 06 | | OCCIDENTE CTA 230858 | 20200201 | | 71,761,594.00- | 71,761,594.00 | 0.00 | 0.00 |
| 29 10 26 | | Servicios educativos | 20200630 | | 13081,174,092.00- | 9557,265,403.00 | 5589,965,615.00 | 9113,874,304.00- |
| 29 10 26 03 | | Anticipos con otras | 20200630 | | 12506,189,239.00- | 9557,203,341.00 | 5588,978,350.00 | 8537,964,248.00- |
| 29 10 26 03 01 | | SALDO INICIAL | 20191331 | | 12506,189,239.00- | 2151,664,759.00 | 0.00 | 10354,524,480.00- |
| 29 10 26 03 02 | | INGRESOS RECIBIDOS | 20200630 | | 0.00 | 350,242,930.00 | 5367,544,748.00 | 5017,301,818.00- |
| 29 10 26 03 03 | | RENDIMIENTOS FINANCI | 20200331 | | 0.00 | 0.00 | 2,271,057.00 | 2,271,057.00- |
| 29 10 26 03 04 | | FACTURACION ENTRE PR | 20200626 | | 0.00 | 90,230,570.00 | 148,889,850.00 | 58,659,280.00- |
| 29 10 26 03 11 | | SERVICIOS PERSONALES | 20200630 | | 0.00 | 2027,579,207.00 | 0.00 | 2027,579,207.00 |
| 29 10 26 03 12 | | SERVICIOS PERSONALES | 20200623 | | 0.00 | 665,614,073.00 | 0.00 | 665,614,073.00 |
| 29 10 26 03 13 | | GASTOS GENERALES | 20200630 | | 0.00 | 2350,561,700.00 | 69,556,120.00 | 2281,005,580.00 |
| 29 10 26 03 14 | | OTROS GASTOS | 20200630 | | 0.00 | 31,624,540.00 | 0.00 | 31,624,540.00 |
| 29 10 26 03 15 | | BENEFICIO INSTITUCIO | 20200601 | | 0.00 | 1879,455,195.00 | 0.00 | 1879,455,195.00 |
| 29 10 26 03 90 | | GASTOS BANCARIOS | 20200630 | | 0.00 | 10,230,367.00 | 716,575.00 | 9,513,792.00 |
| 29 10 26 04 | | Anticipos con otras | 20200630 | | 574,984,853.00- | 62,062.00 | 987,265.00 | 575,910,056.00- |
| 29 10 26 04 01 | | SALDO INICIAL | 20191231 | | 574,984,853.00- | 0.00 | 0.00 | 574,984,853.00- |
| 29 10 26 04 03 | | RENDIMIENTOS FINANCI | 20200131 | | 0.00 | 0.00 | 925,203.00 | 925,203.00- |
| 29 10 26 04 90 | | GASTOS BANCARIOS | 20200630 | | 0.00 | 62,062.00 | 62,062.00 | 0.00 |
| 29 10 90 | | Otros ingresos recib | 20200401 | | 1570,386,780.00- | 2105,193,938.00 | 534,807,158.00 | 0.00 |
| 31 | | PATRIMONIO DE LAS IN | 20191331 | | 2456182,452,506.00- | 55,007,925.00 | 2151,664,759.00 | 2458279,109,340.00- |
| 31 05 | | CAPITAL FISCAL | 20171231 | | 93821,892,396.00- | 0.00 | 0.00 | 93821,892,396.00- |
| 31 05 06 | | Capital Fiscal | 20171231 | | 93821,892,396.00- | 0.00 | 0.00 | 93821,892,396.00- |
| 31 09 | | RESULTADOS DE EJERCI | 20191331 | | 2393750,542,407.00- | 55,007,925.00 | 2151,664,759.00 | 2395847,199,241.00- |
| 31 09 01 | | Utilidades O Exceden | 20191331 | | 2393750,542,407.00- | 55,007,925.00 | 2151,664,759.00 | 2395847,199,241.00- |
| 31 09 01 01 | | RESUTLADO POR IMPACT | 20190101 | | 2213172,373,394.00- | 0.00 | 0.00 | 2213172,373,394.00- |
| 31 09 01 02 | | RESULTADO AÑO 2018 | 20190101 | | 65555,286,320.00- | 0.00 | 0.00 | 65555,286,320.00- |

| C U E N T A | | D E S C R I P C I O N | | ULT. MOV. | SALDO ANTERIOR | DEBITOS | CREDITOS | NUEVO SALDO |
|----------------|----------------------|-----------------------|--|-----------|--------------------|-----------------|------------------|--------------------|
| 31 09 01 03 | RESULTADO EJERCICIOS | 00000000 | | | 97,063,481.00- | 55,007,925.00 | 2151,664,759.00 | 2193,720,315.00- |
| 31 09 01 04 | RESULTADO AÑO 2019 | 20191331 | | | 114925,819,212.00- | 0.00 | 0.00 | 114925,819,212.00- |
| 31 51 | GANANCIAS O PÉRDIDAS | 20191231 | | | 31389,982,297.00 | 0.00 | 0.00 | 31389,982,297.00 |
| 31 51 01 | Ganancias O Perdidas | 20191231 | | | 256314,551,001.00 | 0.00 | 0.00 | 256314,551,001.00 |
| 31 51 02 | Ganancias O Perdidas | 20191231 | | | 224924,568,704.00- | 0.00 | 0.00 | 224924,568,704.00- |
| 41 | INGRESOS FISCALES | 20200414 | | | 0.00 | 0.00 | 2608,835,849.00 | 2608,835,849.00- |
| 41 10 | CONTRIBUCIONES TASA | 20200414 | | | 0.00 | 0.00 | 2608,835,849.00 | 2608,835,849.00- |
| 41 10 27 | Estampillas | 20200414 | | | 0.00 | 0.00 | 2608,835,849.00 | 2608,835,849.00- |
| 41 10 27 01 | Estampillas-Proyecto | 20200414 | | | 0.00 | 0.00 | 2608,835,849.00 | 2608,835,849.00- |
| 41 10 27 01 01 | Estampilla Pro Unive | 20200414 | | | 0.00 | 0.00 | 2608,835,849.00 | 2608,835,849.00- |
| 43 | VENTA DE SERVICIOS | 20200724 | | | 0.00 | 2762,488,980.00 | 17155,297,378.00 | 14392,808,398.00- |
| 43 05 | SERVICIOS EDUCATIVOS | 20200724 | | | 0.00 | 109,760.00 | 14451,867,786.00 | 14451,758,026.00- |
| 43 05 13 | Educación Formal - S | 20200724 | | | 0.00 | 0.00 | 447,358,514.00 | 447,358,514.00- |
| 43 05 13 02 | Superior Formación T | 20200724 | | | 0.00 | 0.00 | 382,869,114.00 | 382,869,114.00- |
| 43 05 13 04 | Derechos Academicos | 20200514 | | | 0.00 | 0.00 | 64,489,400.00 | 64,489,400.00- |
| 43 05 13 04 05 | Sistematización | 20200514 | | | 0.00 | 0.00 | 53,352,000.00 | 53,352,000.00- |
| 43 05 13 04 06 | Carnet | 20200514 | | | 0.00 | 0.00 | 11,137,400.00 | 11,137,400.00- |
| 43 05 14 | Educación Formal - S | 20200724 | | | 0.00 | 109,760.00 | 2192,622,575.00 | 2192,512,815.00- |
| 43 05 14 02 | Superior Formación P | 20200724 | | | 0.00 | 0.00 | 1768,677,438.00 | 1768,677,438.00- |
| 43 05 14 04 | Superior Formación P | 20200724 | | | 0.00 | 109,760.00 | 423,945,137.00 | 423,835,377.00- |
| 43 05 14 04 03 | Certificados De Nota | 20200724 | | | 0.00 | 24,000.00 | 12,931,082.00 | 12,907,082.00- |
| 43 05 14 04 05 | Sistematizacion | 20200715 | | | 0.00 | 0.00 | 170,305,200.00 | 170,305,200.00- |
| 43 05 14 04 06 | Carnet | 20200724 | | | 0.00 | 85,760.00 | 50,826,020.00 | 50,740,260.00- |
| 43 05 14 04 07 | Constancia De Estudi | 20200724 | | | 0.00 | 0.00 | 18,000,401.00 | 18,000,401.00- |
| 43 05 14 04 08 | Derechos De Grado | 20200724 | | | 0.00 | 0.00 | 125,617,200.00 | 125,617,200.00- |
| 43 05 14 04 09 | Copias De Actas De G | 20200724 | | | 0.00 | 0.00 | 3,438,440.00 | 3,438,440.00- |
| 43 05 14 04 10 | Duplicado De Diploma | 20200716 | | | 0.00 | 0.00 | 1,519,800.00 | 1,519,800.00- |
| 43 05 14 04 11 | Programa Apoyo Alime | 20200724 | | | 0.00 | 0.00 | 3,753,800.00 | 3,753,800.00- |
| 43 05 14 04 12 | Multas Y Sanciones | 20200724 | | | 0.00 | 0.00 | 2,443,194.00 | 2,443,194.00- |
| 43 05 14 04 13 | Formularios De Pregr | 20200630 | | | 0.00 | 0.00 | 35,110,000.00 | 35,110,000.00- |
| 43 05 15 | Educación Formal - S | 20200724 | | | 0.00 | 0.00 | 5857,329,296.00 | 5857,329,296.00- |
| 43 05 15 02 | Superior Postgrados | 20200723 | | | 0.00 | 0.00 | 5786,452,896.00 | 5786,452,896.00- |
| 43 05 15 04 | Superior Postgrados | 20200724 | | | 0.00 | 0.00 | 70,876,400.00 | 70,876,400.00- |
| 43 05 15 04 05 | Sistematizacion | 20200723 | | | 0.00 | 0.00 | 40,187,400.00 | 40,187,400.00- |
| 43 05 15 04 06 | Carnet | 20200723 | | | 0.00 | 0.00 | 8,349,000.00 | 8,349,000.00- |
| 43 05 15 04 13 | Formularios De Posgr | 20200724 | | | 0.00 | 0.00 | 22,340,000.00 | 22,340,000.00- |
| 43 05 50 | Servicios Conexos a | 20200422 | | | 0.00 | 0.00 | 5954,557,401.00 | 5954,557,401.00- |
| 43 05 50 01 | INGRESOS ILUD - MATR | 00000000 | | | 0.00 | 0.00 | 3448,696,355.00 | 3448,696,355.00- |
| 43 05 50 02 | INGRESOS ILUD - CERT | 20181331 | | | 0.00 | 0.00 | 4,565,970.00 | 4,565,970.00- |
| 43 05 50 03 | INGRESOS ILUD - EXAM | 00000000 | | | 0.00 | 0.00 | 34,191,020.00 | 34,191,020.00- |
| 43 05 50 04 | INGRESOS ILUD - EXAM | 00000000 | | | 0.00 | 0.00 | 65,390,800.00 | 65,390,800.00- |
| 43 05 50 10 | BENEFICIO INSTITUCIO | 20200422 | | | 0.00 | 0.00 | 2401,713,256.00 | 2401,713,256.00- |
| 43 95 | DEVOLUCIONES REBAJA | 20200724 | | | 0.00 | 2762,379,220.00 | 2703,429,592.00 | 58,949,628.00 |
| 43 95 01 | Servicios Educativos | 20200724 | | | 0.00 | 2762,379,220.00 | 2703,429,592.00 | 58,949,628.00 |
| 43 95 01 14 | Educación Formal - S | 20200724 | | | 0.00 | 10,016,972.00 | 0.00 | 10,016,972.00 |
| 43 95 01 14 03 | Devolucion Matricula | 20200724 | | | 0.00 | 10,016,972.00 | 0.00 | 10,016,972.00 |
| 43 95 01 15 | Educación Formal - S | 20200724 | | | 0.00 | 3,726,552.00 | 0.00 | 3,726,552.00 |
| 43 95 01 15 03 | Devolucion Matricula | 20200724 | | | 0.00 | 3,726,552.00 | 0.00 | 3,726,552.00 |
| 43 95 01 50 | SERVICIOS CONEXOS A | 20200312 | | | 0.00 | 2748,635,696.00 | 2703,429,592.00 | 45,206,104.00 |
| 43 95 01 50 01 | INGRESOS ILUD - MATR | 00000000 | | | 0.00 | 2747,207,396.00 | 2702,390,192.00 | 44,817,204.00 |
| 43 95 01 50 02 | INGRESOS ILUD - CERT | 00000000 | | | 0.00 | 142,400.00 | 142,400.00 | 0.00 |
| 43 95 01 50 04 | CARNET | 20200312 | | | 0.00 | 1,285,900.00 | 897,000.00 | 388,900.00 |
| 44 | TRANSFERENCIAS | 20200709 | | | 0.00 | 0.00 | 21212,380,516.00 | 21212,380,516.00- |

| C U E N T A | D E S C R I P C I O N | U L T. M O V. | S A L D O A N T E R I O R | D E B I T O S | C R E D I T O S | N U E V O S A L D O |
|----------------|-----------------------|---------------|---------------------------|------------------|------------------|---------------------|
| 44 28 | OTRAS TRANSFERENCIAS | 20200709 | 0.00 | 0.00 | 21212,380,516.00 | 21212,380,516.00- |
| 44 28 02 | Para Proyectos De In | 20200228 | 0.00 | 0.00 | 1113,595,754.00 | 1113,595,754.00- |
| 44 28 02 01 | Para Proyectos de In | 20200228 | 0.00 | 0.00 | 1113,595,754.00 | 1113,595,754.00- |
| 44 28 03 | Para Ingresos De Fun | 20200709 | 0.00 | 0.00 | 9451,873,012.00 | 9451,873,012.00- |
| 44 28 03 01 | Ley 30 1992 - Nacio | 20200709 | 0.00 | 0.00 | 9451,873,012.00 | 9451,873,012.00- |
| 44 28 90 | OTRAS TRANSFERENCIAS | 20200630 | 0.00 | 0.00 | 10646,911,750.00 | 10646,911,750.00- |
| 44 28 90 01 | ESTAMPILLA U DISTRIT | 20200630 | 0.00 | 0.00 | 1431,960,250.00 | 1431,960,250.00- |
| 44 28 90 02 | ESTAMPILLA U DISTRIT | 20200630 | 0.00 | 0.00 | 6326,411,500.00 | 6326,411,500.00- |
| 44 28 90 03 | ESTAMPILLA UD PASIVO | 20200630 | 0.00 | 0.00 | 357,975,400.00 | 357,975,400.00- |
| 44 28 90 04 | ESTAMPILLA UD PASIVO | 20200630 | 0.00 | 0.00 | 2530,564,600.00 | 2530,564,600.00- |
| 47 | OPERACIONES INTERINS | 20200626 | 0.00 | 0.00 | 57827,976,221.00 | 57827,976,221.00- |
| 47 05 | FONDOS RECIBIDOS | 20200626 | 0.00 | 0.00 | 57827,976,221.00 | 57827,976,221.00- |
| 47 05 08 | Funcionamiento | 20200626 | 0.00 | 0.00 | 57827,976,221.00 | 57827,976,221.00- |
| 48 | OTROS INGRESOS | 20200727 | 0.00 | 1200,085,692.00 | 6896,613,329.00 | 5696,527,637.00- |
| 48 02 | FINANCIEROS | 20200727 | 0.00 | 1200,085,692.00 | 5291,609,882.00 | 4091,524,190.00- |
| 48 02 01 | Intereses Sobre Depó | 20200727 | 0.00 | 23,340,511.00 | 559,810,778.00 | 536,470,267.00- |
| 48 02 01 01 | Intereses Cuentas de | 20200727 | 0.00 | 0.00 | 429,488,835.00 | 429,488,835.00- |
| 48 02 01 02 | Intereses Sobre CDT | 20200225 | 0.00 | 0.00 | 1,196,297.00 | 1,196,297.00- |
| 48 02 01 03 | Intereses Cuentas de | 20200727 | 0.00 | 0.00 | 23,281,501.00 | 23,281,501.00- |
| 48 02 01 04 | Intereses Cuenta Aho | 20200727 | 0.00 | 0.00 | 12,019,910.00 | 12,019,910.00- |
| 48 02 01 05 | Intereses Recursos m | 20200727 | 0.00 | 23,340,511.00 | 93,824,235.00 | 70,483,724.00- |
| 48 02 13 | Intereses CDT | 20200714 | 0.00 | 1,209,373.00 | 654,944,754.00 | 653,735,381.00- |
| 48 02 13 01 | CDT Recursos Propios | 20200714 | 0.00 | 1,209,373.00 | 654,944,754.00 | 653,735,381.00- |
| 48 02 32 | Rendimientos Sobre R | 20200630 | 0.00 | 1175,535,808.00 | 3938,499,972.00 | 2762,964,164.00- |
| 48 02 32 01 | RENDIMIENTOS ESTAMPI | 20200630 | 0.00 | 0.00 | 604,450,710.00 | 604,450,710.00- |
| 48 02 32 02 | RENDIMIENTOS ESTAMPI | 20200630 | 0.00 | 0.00 | 368,894,963.00 | 368,894,963.00- |
| 48 02 32 03 | RENDIMIENTO ESTAMPIL | 20200630 | 0.00 | 0.00 | 1592,934,432.00 | 1592,934,432.00- |
| 48 02 32 04 | RENDIMIENTO ESTAMPIL | 20200630 | 0.00 | 1175,535,808.00 | 1372,059,667.00 | 196,523,859.00- |
| 48 02 32 10 | Otros Rendimientos F | 20200316 | 0.00 | 0.00 | 160,200.00 | 160,200.00- |
| 48 02 90 | OTROS INGRESOS | 20200402 | 0.00 | 0.00 | 138,354,378.00 | 138,354,378.00- |
| 48 02 90 01 | Excedentes Financier | 20200402 | 0.00 | 0.00 | 433,480.00 | 433,480.00- |
| 48 02 90 02 | INGRESOS RECUPERACIO | 20200201 | 0.00 | 0.00 | 137,920,898.00 | 137,920,898.00- |
| 48 08 | INGRESOS DIVERSOS | 20200724 | 0.00 | 0.00 | 1605,003,447.00 | 1605,003,447.00- |
| 48 08 17 | Arrendamiento Operat | 20200312 | 0.00 | 0.00 | 1,273,714.00 | 1,273,714.00- |
| 48 08 17 01 | Arrendamientos Opera | 20200312 | 0.00 | 0.00 | 1,273,714.00 | 1,273,714.00- |
| 48 08 25 | Sobrantes | 20200624 | 0.00 | 0.00 | 34,341,298.00 | 34,341,298.00- |
| 48 08 25 02 | Bienes Levantamiento | 20200624 | 0.00 | 0.00 | 34,341,298.00 | 34,341,298.00- |
| 48 08 26 | Recuperaciones | 20200703 | 0.00 | 0.00 | 1412,913,025.00 | 1412,913,025.00- |
| 48 08 26 01 | Reintegro Iva Ley 30 | 20200703 | 0.00 | 0.00 | 380,476,438.00 | 380,476,438.00- |
| 48 08 26 06 | Productos y servicio | 20191331 | 0.00 | 0.00 | 1004,716,753.00 | 1004,716,753.00- |
| 48 08 26 06 01 | Ingresos por Product | 20191331 | 0.00 | 0.00 | 1004,716,753.00 | 1004,716,753.00- |
| 48 08 26 08 | RECUPERACION CUENTAS | 20200630 | 0.00 | 0.00 | 1,818,266.00 | 1,818,266.00- |
| 48 08 26 09 | INGRESOS TASA RETORN | 20200117 | 0.00 | 0.00 | 25,901,568.00 | 25,901,568.00- |
| 48 08 27 | Aprovechamientos | 20200724 | 0.00 | 0.00 | 28,578,312.00 | 28,578,312.00- |
| 48 08 27 02 | Otros Ingresos Aprov | 20200724 | 0.00 | 0.00 | 28,578,312.00 | 28,578,312.00- |
| 48 08 37 | Ajuste beneficios a | 20200630 | 0.00 | 0.00 | 13,292,112.00 | 13,292,112.00- |
| 48 08 90 | Otros Ingresos Diver | 20200713 | 0.00 | 0.00 | 114,604,986.00 | 114,604,986.00- |
| 48 08 90 02 | Ajuste Aproximacion | 20200531 | 0.00 | 0.00 | 7,334.00 | 7,334.00- |
| 48 08 90 03 | Otros | 20200713 | 0.00 | 0.00 | 1,051.00 | 1,051.00- |
| 48 08 90 03 01 | OTROS INGRESOS DIVER | 20200713 | 0.00 | 0.00 | 1,031.00 | 1,031.00- |
| 48 08 90 03 02 | Bienes IDEXUD | 20200429 | 0.00 | 0.00 | 20.00 | 20.00- |
| 48 08 90 05 | Ingresos por Costas | 20200313 | 0.00 | 0.00 | 114,596,601.00 | 114,596,601.00- |
| 51 | DE ADMINISTRACIÓN Y | 20200728 | 0.00 | 21701,354,911.00 | 621,201,347.00 | 21080,153,564.00 |

De : ENE 1/2020 A : ABR 30/2020

| C U E N T A | D E S C R I P C I O N | U L T. M O V. | S A L D O A N T E R I O R | D E B I T O S | C R E D I T O S | N U E V O S A L D O |
|-------------|-----------------------|---------------|---------------------------|------------------|-----------------|---------------------|
| 51 01 | SUELDOS Y SALARIOS | 20200721 | 0.00 | 4119,223,930.00 | 10,066,537.00 | 4109,157,393.00 |
| 51 01 01 | Sueldos | 20200721 | 0.00 | 3185,004,029.00 | 10,066,537.00 | 3174,937,492.00 |
| 51 01 03 | Horas Extras Y Festi | 20200624 | 0.00 | 40,388,685.00 | 0.00 | 40,388,685.00 |
| 51 01 05 | Gastos De Representa | 20200721 | 0.00 | 96,388,635.00 | 0.00 | 96,388,635.00 |
| 51 01 10 | Prima Tecnica | 20200721 | 0.00 | 598,631,785.00 | 0.00 | 598,631,785.00 |
| 51 01 19 | Bonificaciones | 20200721 | 0.00 | 153,602,108.00 | 0.00 | 153,602,108.00 |
| 51 01 19 01 | Bonificacion Por Ser | 20200721 | 0.00 | 93,447,948.00 | 0.00 | 93,447,948.00 |
| 51 01 19 03 | Subsidio de Libros | 20200721 | 0.00 | 60,154,160.00 | 0.00 | 60,154,160.00 |
| 51 01 23 | Auxilio De Transport | 20200721 | 0.00 | 23,389,254.00 | 0.00 | 23,389,254.00 |
| 51 01 60 | Subsidio De Alimenta | 20200721 | 0.00 | 21,819,434.00 | 0.00 | 21,819,434.00 |
| 51 02 | CONTRIBUCIONES IMPUT | 20200721 | 0.00 | 109,251,531.00 | 0.00 | 109,251,531.00 |
| 51 02 02 | Subsidio Familiar | 20200721 | 0.00 | 86,303,884.00 | 0.00 | 86,303,884.00 |
| 51 02 90 | Otras Contribuciones | 20200612 | 0.00 | 22,947,647.00 | 0.00 | 22,947,647.00 |
| 51 02 90 01 | Auxilio Funerario | 20200612 | 0.00 | 22,947,647.00 | 0.00 | 22,947,647.00 |
| 51 03 | CONTRIBUCIONES EFECT | 20200710 | 0.00 | 2057,526,936.00 | 2,578,042.00 | 2054,948,894.00 |
| 51 03 02 | Aportes A Cajas De C | 20200706 | 0.00 | 126,445,200.00 | 0.00 | 126,445,200.00 |
| 51 03 03 | Cotizaciones A Segur | 20200706 | 0.00 | 266,237,788.00 | 1,808,167.00 | 264,429,621.00 |
| 51 03 04 | Aportes Sindicales | 20200630 | 0.00 | 165,642,219.00 | 0.00 | 165,642,219.00 |
| 51 03 05 | Cotizaciones A Riesg | 20200706 | 0.00 | 14,197,400.00 | 0.00 | 14,197,400.00 |
| 51 03 07 | Cotizaciones A Entid | 20200706 | 0.00 | 373,419,770.00 | 769,875.00 | 372,649,895.00 |
| 51 03 08 | Medicina Prepagada | 20200710 | 0.00 | 1111,584,559.00 | 0.00 | 1111,584,559.00 |
| 51 04 | APORTES SOBRE LA NÓM | 20200706 | 0.00 | 94,848,400.00 | 0.00 | 94,848,400.00 |
| 51 04 01 | Aportes Al Icbf | 20200706 | 0.00 | 94,848,400.00 | 0.00 | 94,848,400.00 |
| 51 07 | PRESTACIONES SOCIALE | 20200721 | 0.00 | 1885,812,420.00 | 0.00 | 1885,812,420.00 |
| 51 07 01 | Vacaciones | 20200626 | 0.00 | 343,045,625.00 | 0.00 | 343,045,625.00 |
| 51 07 02 | Cesantías | 20200714 | 0.00 | 347,880,020.00 | 0.00 | 347,880,020.00 |
| 51 07 02 01 | Cesantias Regimen Nu | 20200714 | 0.00 | 136,495,307.00 | 0.00 | 136,495,307.00 |
| 51 07 02 02 | Cesantias Regimen An | 20200626 | 0.00 | 211,384,713.00 | 0.00 | 211,384,713.00 |
| 51 07 03 | Intereses A Las Cesa | 20200626 | 0.00 | 3,430,456.00 | 0.00 | 3,430,456.00 |
| 51 07 04 | Prima De Vacaciones | 20200721 | 0.00 | 207,965,862.00 | 0.00 | 207,965,862.00 |
| 51 07 05 | Prima De Navidad | 20200714 | 0.00 | 343,967,331.00 | 0.00 | 343,967,331.00 |
| 51 07 06 | Prima De Servicios | 20200721 | 0.00 | 355,819,948.00 | 0.00 | 355,819,948.00 |
| 51 07 07 | Bonificación Especia | 20200721 | 0.00 | 1,750,029.00 | 0.00 | 1,750,029.00 |
| 51 07 90 | Otras Primas | 20200721 | 0.00 | 273,703,861.00 | 0.00 | 273,703,861.00 |
| 51 07 90 01 | Prima Por Antigüedad | 20200721 | 0.00 | 219,441,426.00 | 0.00 | 219,441,426.00 |
| 51 07 90 02 | Prima Secretarial | 20200721 | 0.00 | 54,262,435.00 | 0.00 | 54,262,435.00 |
| 51 07 95 | Otras Prestaciones S | 20200318 | 0.00 | 8,249,288.00 | 0.00 | 8,249,288.00 |
| 51 07 95 02 | Beneficio Permanenci | 20200318 | 0.00 | 8,249,288.00 | 0.00 | 8,249,288.00 |
| 51 11 | GENERALES | 20200728 | 0.00 | 13404,429,568.00 | 590,122,652.00 | 12814,306,916.00 |
| 51 11 13 | Vigilancia Y Segurid | 20200722 | 0.00 | 1609,614,696.00 | 0.00 | 1609,614,696.00 |
| 51 11 14 | Materiales Y Suminis | 20200626 | 0.00 | 277,403,627.00 | 0.00 | 277,403,627.00 |
| 51 11 14 01 | Materiales y Suminis | 20200624 | 0.00 | 233,479,420.00 | 0.00 | 233,479,420.00 |
| 51 11 14 04 | Grupo 1-04 Elementos | 20200626 | 0.00 | 43,924,207.00 | 0.00 | 43,924,207.00 |
| 51 11 15 | Mantenimiento | 20200727 | 0.00 | 150,331,969.00 | 0.00 | 150,331,969.00 |
| 51 11 17 | Servicios Públicos | 20200724 | 0.00 | 1247,282,172.00 | 0.00 | 1247,282,172.00 |
| 51 11 18 | Arrendamiento Operat | 20200724 | 0.00 | 456,869,979.00 | 0.00 | 456,869,979.00 |
| 51 11 19 | Viáticos Y Gastos De | 00000000 | 0.00 | 2,841,606.00 | 0.00 | 2,841,606.00 |
| 51 11 20 | Publicidad Y Propaga | 20191331 | 0.00 | 645,000.00 | 0.00 | 645,000.00 |
| 51 11 21 | Impresos Publicacio | 20200630 | 0.00 | 59,911,579.00 | 0.00 | 59,911,579.00 |
| 51 11 21 01 | Suscripciones Y Afil | 20200630 | 0.00 | 31,507,229.00 | 0.00 | 31,507,229.00 |
| 51 11 21 02 | Impresiones Y Public | 20200630 | 0.00 | 28,404,350.00 | 0.00 | 28,404,350.00 |
| 51 11 23 | Comunicaciones Y Tra | 20200601 | 0.00 | 18,478,608.00 | 0.00 | 18,478,608.00 |
| 51 11 25 | Seguros Generales | 20200630 | 0.00 | 685,396,630.00 | 0.00 | 685,396,630.00 |
| 51 11 32 | Diseños Y Estudios | 00000000 | 0.00 | 12,800,000.00 | 0.00 | 12,800,000.00 |
| 51 11 37 | Eventos Culturales | 20200319 | 0.00 | 36,954,580.00 | 0.00 | 36,954,580.00 |
| 51 11 37 01 | Organizacion de Even | 20200319 | 0.00 | 36,954,580.00 | 0.00 | 36,954,580.00 |

| C U E N T A | | D E S C R I P C I O N | | ULT. MOV. | SALDO ANTERIOR | DEBITOS | CREDITOS | NUEVO SALDO |
|-------------|----------------------|-----------------------|------|------------------|------------------|------------------|----------|-------------|
| 51 11 46 | Combustibles Y Lubri | 20200626 | 0.00 | 5,414,134.00 | 0.00 | 5,414,134.00 | | |
| 51 11 46 02 | Grupo 1 02 Combustib | 20200626 | 0.00 | 5,414,134.00 | 0.00 | 5,414,134.00 | | |
| 51 11 49 | Servicios De Aseo C | 20200717 | 0.00 | 719,528,480.00 | 0.00 | 719,528,480.00 | | |
| 51 11 51 | Gastos Por Control D | 20200221 | 0.00 | 2,325,000.00 | 0.00 | 2,325,000.00 | | |
| 51 11 51 01 | Gastos por Control d | 20200221 | 0.00 | 2,325,000.00 | 0.00 | 2,325,000.00 | | |
| 51 11 65 | Intangibles | 20200618 | 0.00 | 10,832,282.00 | 0.00 | 10,832,282.00 | | |
| 51 11 65 01 | Renovacion Licencias | 20200618 | 0.00 | 10,832,282.00 | 0.00 | 10,832,282.00 | | |
| 51 11 79 | Honorarios | 20200728 | 0.00 | 7007,278,811.00 | 16,403,213.00 | 6990,875,598.00 | | |
| 51 11 90 | Otros Gastos General | 20200713 | 0.00 | 1100,520,415.00 | 573,719,439.00 | 526,800,976.00 | | |
| 51 11 90 01 | Otros Gastos | 20200713 | 0.00 | 3,613.00 | 0.00 | 3,613.00 | | |
| 51 11 90 10 | Grupo 1-10 Utiles Es | 20200512 | 0.00 | 118,168,785.00 | 0.00 | 118,168,785.00 | | |
| 51 11 90 50 | BENEFICIO INSTITUCIO | 00000000 | 0.00 | 982,348,017.00 | 573,719,439.00 | 408,628,578.00 | | |
| 51 20 | IMPUESTOS CONTRIBUC | 20200115 | 0.00 | 30,262,126.00 | 18,434,116.00 | 11,828,010.00 | | |
| 51 20 17 | Intereses De Mora | 20200115 | 0.00 | 249.00 | 0.00 | 249.00 | | |
| 51 20 24 | Gravamen A Los Movim | 00000000 | 0.00 | 28,662,815.00 | 18,434,116.00 | 10,228,699.00 | | |
| 51 20 90 | Otros Impuestos | 00000000 | 0.00 | 1,599,062.00 | 0.00 | 1,599,062.00 | | |
| 53 | DETERIORO DEPRECIAC | 20201231 | 0.00 | 1513,017,125.00 | 985,798,032.00 | 527,219,093.00 | | |
| 53 47 | DETERIORO DE CUENTAS | 20200630 | 0.00 | 1,381,773.00 | 0.00 | 1,381,773.00 | | |
| 53 47 13 | Deterioro Cuentas po | 20200203 | 0.00 | 1,064,000.00 | 0.00 | 1,064,000.00 | | |
| 53 47 90 | Otras Cuentas Por Co | 20200630 | 0.00 | 317,773.00 | 0.00 | 317,773.00 | | |
| 53 60 | DEPRECIACIÓN DE PROP | 20201231 | 0.00 | 345,081,750.00 | 0.00 | 345,081,750.00 | | |
| 53 60 01 | Edificaciones | 20201231 | 0.00 | 345,081,750.00 | 0.00 | 345,081,750.00 | | |
| 53 68 | PROVISIÓN LITIGIOS Y | 20200715 | 0.00 | 1166,553,602.00 | 985,798,032.00 | 180,755,570.00 | | |
| 53 68 03 | Administrativas | 20200630 | 0.00 | 1062,849,553.00 | 983,088,748.00 | 79,760,805.00 | | |
| 53 68 05 | Laborales | 20200715 | 0.00 | 103,704,049.00 | 2,709,284.00 | 100,994,765.00 | | |
| 58 | OTROS GASTOS | 20200723 | 0.00 | 30,079,636.00 | 28,501.00 | 30,051,135.00 | | |
| 58 02 | COMISIONES | 20200723 | 0.00 | 22,036.00 | 0.00 | 22,036.00 | | |
| 58 02 40 | Comisiones Servicios | 20200723 | 0.00 | 22,036.00 | 0.00 | 22,036.00 | | |
| 58 03 | Servicios | 20200715 | 0.00 | 0.00 | 52.00 | 52.00- | | |
| 58 03 90 | Otros Ajustes Por Di | 20200715 | 0.00 | 0.00 | 52.00 | 52.00- | | |
| 58 04 | FINANCIEROS | 20200512 | 0.00 | 26,967,453.00 | 0.00 | 26,967,453.00 | | |
| 58 04 23 | Perdida por baja de | 20200512 | 0.00 | 26,963,421.00 | 0.00 | 26,963,421.00 | | |
| 58 04 90 | Otros Gastos Financi | 00000000 | 0.00 | 4,032.00 | 0.00 | 4,032.00 | | |
| 58 90 | GASTOS DIVERSOS | 20200630 | 0.00 | 3,090,147.00 | 28,449.00 | 3,061,698.00 | | |
| 58 90 16 | Ajustes O Mermas Sin | 20200630 | 0.00 | 248,956.00 | 28,449.00 | 220,507.00 | | |
| 58 90 16 02 | Ajuste Aproximacion | 20200630 | 0.00 | 619.00 | 0.00 | 619.00 | | |
| 58 90 16 03 | Ajustes Menores Valo | 20200630 | 0.00 | 248,337.00 | 28,449.00 | 219,888.00 | | |
| 58 90 25 | Multas Y Sanciones | 20200310 | 0.00 | 828,116.00 | 0.00 | 828,116.00 | | |
| 58 90 90 | Otros Gastos Diverso | 20200612 | 0.00 | 2,013,075.00 | 0.00 | 2,013,075.00 | | |
| 63 | COSTO DE VENTAS DE S | 20200630 | 0.00 | 47547,530,040.00 | 28,063,273.00 | 47519,466,767.00 | | |
| 63 05 | SERVICIOS EDUCATIVOS | 20200630 | 0.00 | 47547,530,040.00 | 28,063,273.00 | 47519,466,767.00 | | |
| 63 05 07 | Educación Formal - S | 20200630 | 0.00 | 5885,959,720.00 | 0.00 | 5885,959,720.00 | | |
| 63 05 08 | Educación Formal - S | 20200630 | 0.00 | 37279,465,498.00 | 0.00 | 37279,465,498.00 | | |
| 63 05 09 | Educación Formal - S | 20200630 | 0.00 | 1916,250,981.00 | 0.00 | 1916,250,981.00 | | |
| 63 05 10 | EDUCACIÓN FORMAL - I | 20200630 | 0.00 | 560,760.00 | 0.00 | 560,760.00 | | |
| 63 05 50 | Servicios Conexos A | 20200630 | 0.00 | 2465,293,081.00 | 28,063,273.00 | 2437,229,808.00 | | |
| 72 | SERVICIOS EDUCATIVOS | 20200727 | 0.00 | 48243,707,221.00 | 48243,707,221.00 | 0.00 | | |
| 72 07 | EDUCACIÓN FORMAL - S | 20200721 | 0.00 | 5887,716,682.00 | 5887,716,682.00 | 0.00 | | |
| 72 07 02 | Generales | 20200721 | 0.00 | 692,171,287.00 | 0.00 | 692,171,287.00 | | |
| 72 07 02 02 | Honorarios | 20200721 | 0.00 | 683,171,287.00 | 0.00 | 683,171,287.00 | | |
| 72 07 02 05 | Gastos De Desplazami | 20200224 | 0.00 | 9,000,000.00 | 0.00 | 9,000,000.00 | | |
| 72 07 03 | Sueldos Y Salarios | 20200721 | 0.00 | 4704,106,259.00 | 1,756,962.00 | 4702,349,297.00 | | |

UD 000899999230 -7

Procesado: 2020/07/30-09/59

BALANCE DE PRUEBA - SUB-AUXILIAR

Pag-0016

De : ENE 1/2020 A : ABR 30/2020

| C U E N T A | D E S C R I P C I O N | U L T. M O V. | S A L D O A N T E R I O R | D E B I T O S | C R E D I T O S | N U E V O S A L D O |
|----------------|-----------------------|---------------|---------------------------|------------------|------------------|---------------------|
| 72 07 03 01 | Docentes De Planta T | 20200721 | 0.00 | 3670,249,183.00 | 1,756,962.00 | 3668,492,221.00 |
| 72 07 03 01 01 | Sueldo Básico Tecnol | 20200721 | 0.00 | 3546,595,991.00 | 1,756,962.00 | 3544,839,029.00 |
| 72 07 03 01 20 | Bonificación Por Ser | 20200721 | 0.00 | 123,653,192.00 | 0.00 | 123,653,192.00 |
| 72 07 03 03 | Docentes Cátedra | 20200630 | 0.00 | 1033,857,076.00 | 0.00 | 1033,857,076.00 |
| 72 07 03 03 01 | Sueldo Básico | 20200630 | 0.00 | 1033,857,076.00 | 0.00 | 1033,857,076.00 |
| 72 07 09 | Prestaciones Sociale | 20200626 | 0.00 | 491,439,136.00 | 0.00 | 491,439,136.00 |
| 72 07 09 03 | Docentes Cátedra | 20200626 | 0.00 | 491,439,136.00 | 0.00 | 491,439,136.00 |
| 72 07 09 03 01 | Vacaciones | 20200626 | 0.00 | 93,735,945.00 | 0.00 | 93,735,945.00 |
| 72 07 09 03 02 | Cesantias | 20200626 | 0.00 | 136,780,769.00 | 0.00 | 136,780,769.00 |
| 72 07 09 03 03 | Intereses Sobre Cesa | 20200626 | 0.00 | 14,576,089.00 | 0.00 | 14,576,089.00 |
| 72 07 09 03 04 | Prima De Vacaciones | 20200626 | 0.00 | 68,241,911.00 | 0.00 | 68,241,911.00 |
| 72 07 09 03 05 | Prima De Navidad | 20200626 | 0.00 | 127,254,280.00 | 0.00 | 127,254,280.00 |
| 72 07 09 03 06 | Prima De Servicios | 20200626 | 0.00 | 50,850,142.00 | 0.00 | 50,850,142.00 |
| 72 07 95 | Traslado De Costos (| 20200630 | 0.00 | 0.00 | 5885,959,720.00 | 5885,959,720.00- |
| 72 07 95 02 | Generales | 20200630 | 0.00 | 0.00 | 692,171,287.00 | 692,171,287.00- |
| 72 07 95 03 | Sueldos Y Salarios | 20200530 | 0.00 | 0.00 | 4702,349,297.00 | 4702,349,297.00- |
| 72 07 95 09 | Prestaciones Sociale | 20200630 | 0.00 | 0.00 | 491,439,136.00 | 491,439,136.00- |
| 72 08 | GENERALES | 20200727 | 0.00 | 37343,798,459.00 | 37343,798,459.00 | 0.00 |
| 72 08 02 | Generales | 20200727 | 0.00 | 3201,629,874.00 | 40,745,000.00 | 3160,884,874.00 |
| 72 08 02 02 | Honorarios | 20200727 | 0.00 | 2380,113,061.00 | 19,200,000.00 | 2360,913,061.00 |
| 72 08 02 04 | Servicios | 20200706 | 0.00 | 44,262,234.00 | 0.00 | 44,262,234.00 |
| 72 08 02 05 | Gastos De Desplazami | 20200722 | 0.00 | 316,058,113.00 | 21,545,000.00 | 294,513,113.00 |
| 72 08 02 06 | Arrendamientos | 20200609 | 0.00 | 27,972,028.00 | 0.00 | 27,972,028.00 |
| 72 08 02 09 | Gastos de Desarrollo | 20200713 | 0.00 | 39,346,427.00 | 0.00 | 39,346,427.00 |
| 72 08 02 10 | Otros Costos General | 20200717 | 0.00 | 203,124,817.00 | 0.00 | 203,124,817.00 |
| 72 08 02 10 01 | Capacitación Docente | 20200717 | 0.00 | 18,315,684.00 | 0.00 | 18,315,684.00 |
| 72 08 02 10 02 | Aseo Cafeteria y Re | 20200220 | 0.00 | 6,463,878.00 | 0.00 | 6,463,878.00 |
| 72 08 02 10 05 | Contratos Movilidad | 20200708 | 0.00 | 155,845,255.00 | 0.00 | 155,845,255.00 |
| 72 08 02 10 06 | Suscripciones Evento | 20200310 | 0.00 | 22,500,000.00 | 0.00 | 22,500,000.00 |
| 72 08 02 19 | Viaticos | 20200417 | 0.00 | 190,753,194.00 | 0.00 | 190,753,194.00 |
| 72 08 02 19 01 | Legalizados | 20200417 | 0.00 | 190,753,194.00 | 0.00 | 190,753,194.00 |
| 72 08 03 | Sueldos Y Salarios | 20200721 | 0.00 | 19206,400,129.00 | 17,244,970.00 | 19189,155,159.00 |
| 72 08 03 01 | Docentes De Planta T | 20200721 | 0.00 | 16013,106,942.00 | 17,244,970.00 | 15995,861,972.00 |
| 72 08 03 01 01 | Sueldo Básico | 20200721 | 0.00 | 15549,356,329.00 | 17,244,970.00 | 15532,111,359.00 |
| 72 08 03 01 20 | Bonificación Por Ser | 20200721 | 0.00 | 463,750,613.00 | 0.00 | 463,750,613.00 |
| 72 08 03 03 | Docentes Cátedra | 20200630 | 0.00 | 3193,293,187.00 | 0.00 | 3193,293,187.00 |
| 72 08 03 03 01 | Sueldo Básico | 20200630 | 0.00 | 3193,293,187.00 | 0.00 | 3193,293,187.00 |
| 72 08 05 | Contribuciones Efect | 20200707 | 0.00 | 4446,752,075.00 | 6,342,991.00 | 4440,409,084.00 |
| 72 08 05 01 | Docentes De Planta T | 20200707 | 0.00 | 4446,752,075.00 | 6,342,991.00 | 4440,409,084.00 |
| 72 08 05 01 02 | Aporte A Caja De Com | 20200707 | 0.00 | 591,498,100.00 | 0.00 | 591,498,100.00 |
| 72 08 05 01 03 | Cotización A Segurid | 20200707 | 0.00 | 1562,771,266.00 | 2,735,809.00 | 1560,035,457.00 |
| 72 08 05 01 05 | Cotización A Riesgos | 20200707 | 0.00 | 89,472,900.00 | 0.00 | 89,472,900.00 |
| 72 08 05 01 07 | Cotización A Entidad | 20200707 | 0.00 | 2203,009,809.00 | 3,607,182.00 | 2199,402,627.00 |
| 72 08 06 | Aportes Sobre La Nóm | 20200707 | 0.00 | 693,239,500.00 | 0.00 | 693,239,500.00 |
| 72 08 06 01 | Docentes De Planta T | 20200707 | 0.00 | 693,239,500.00 | 0.00 | 693,239,500.00 |
| 72 08 06 01 01 | Aportes Al Icbf | 20200707 | 0.00 | 693,239,500.00 | 0.00 | 693,239,500.00 |
| 72 08 09 | Prestaciones Sociale | 20200626 | 0.00 | 9795,776,881.00 | 0.00 | 9795,776,881.00 |
| 72 08 09 01 | Docentes De Planta T | 20200626 | 0.00 | 8996,232,553.00 | 0.00 | 8996,232,553.00 |
| 72 08 09 01 01 | Vacaciones | 20200626 | 0.00 | 1981,441,171.00 | 0.00 | 1981,441,171.00 |
| 72 08 09 01 02 | Cesantias | 20200626 | 0.00 | 2010,928,559.00 | 0.00 | 2010,928,559.00 |
| 72 08 09 01 03 | Intereses Sobre Cesa | 20200626 | 0.00 | 19,813,541.00 | 0.00 | 19,813,541.00 |
| 72 08 09 01 04 | Prima De Vacaciones | 20200626 | 0.00 | 993,230,179.00 | 0.00 | 993,230,179.00 |
| 72 08 09 01 05 | Prima De Navidad | 20200626 | 0.00 | 1990,702,566.00 | 0.00 | 1990,702,566.00 |
| 72 08 09 01 06 | Prima De Servicios O | 20200626 | 0.00 | 1982,548,584.00 | 0.00 | 1982,548,584.00 |
| 72 08 09 01 20 | Bonificacion por Ser | 20200318 | 0.00 | 17,567,953.00 | 0.00 | 17,567,953.00 |
| 72 08 09 03 | Docentes Cátedra | 20200427 | 0.00 | 799,544,328.00 | 0.00 | 799,544,328.00 |

UD 00089999230 -7

Procesado: 2020/07/30-09/59

BALANCE DE PRUEBA - SUB-AUXILIAR

Pag-0017

De : ENE 1/2020 A : ABR 30/2020

| C U E N T A | D E S C R I P C I O N | U L T. M O V. | S A L D O A N T E R I O R | D E B I T O S | C R E D I T O S | N U E V O S A L D O |
|----------------|-----------------------|---------------|---------------------------|-----------------|------------------|---------------------|
| 72 08 09 03 01 | Vacaciones | 20200427 | 0.00 | 132,382,427.00 | 0.00 | 132,382,427.00 |
| 72 08 09 03 02 | Cesantias | 20200427 | 0.00 | 266,179,900.00 | 0.00 | 266,179,900.00 |
| 72 08 09 03 03 | Intereses Sobre Cesa | 20200427 | 0.00 | 31,913,671.00 | 0.00 | 31,913,671.00 |
| 72 08 09 03 04 | Prima De Vacaciones | 20200427 | 0.00 | 132,486,097.00 | 0.00 | 132,486,097.00 |
| 72 08 09 03 05 | Prima De Navidad | 20200427 | 0.00 | 236,582,233.00 | 0.00 | 236,582,233.00 |
| 72 08 95 | Traslado De Costos (| 20200630 | 0.00 | 0.00 | 37279,465,498.00 | 37279,465,498.00- |
| 72 08 95 02 | Generales | 20200630 | 0.00 | 0.00 | 3160,884,874.00 | 3160,884,874.00- |
| 72 08 95 03 | Sueldos Y Salarios | 20200630 | 0.00 | 0.00 | 19189,155,159.00 | 19189,155,159.00- |
| 72 08 95 05 | Contribuciones Efect | 20200630 | 0.00 | 0.00 | 4440,409,084.00 | 4440,409,084.00- |
| 72 08 95 06 | Aportes de Nomina | 20200630 | 0.00 | 0.00 | 693,239,500.00 | 693,239,500.00- |
| 72 08 95 09 | Prestaciones Sociale | 20200630 | 0.00 | 0.00 | 9795,776,881.00 | 9795,776,881.00- |
| 72 09 | EDUCACIÓN FORMAL - S | 20200630 | 0.00 | 1916,250,981.00 | 1916,250,981.00 | 0.00 |
| 72 09 02 | Generales | 20200630 | 0.00 | 1305,805,099.00 | 0.00 | 1305,805,099.00 |
| 72 09 02 02 | Honorarios | 20200630 | 0.00 | 1305,805,099.00 | 0.00 | 1305,805,099.00 |
| 72 09 03 | Sueldos Y Salarios | 20200630 | 0.00 | 610,445,882.00 | 0.00 | 610,445,882.00 |
| 72 09 03 03 | Docentes Cátedra | 20200630 | 0.00 | 610,445,882.00 | 0.00 | 610,445,882.00 |
| 72 09 03 03 01 | Sueldo Básico | 20200630 | 0.00 | 610,445,882.00 | 0.00 | 610,445,882.00 |
| 72 09 95 | Traslado De Costos (| 20200630 | 0.00 | 0.00 | 1916,250,981.00 | 1916,250,981.00- |
| 72 09 95 02 | Generales | 20200630 | 0.00 | 0.00 | 1305,805,099.00 | 1305,805,099.00- |
| 72 09 95 03 | Sueldos Y Salarios | 20200530 | 0.00 | 0.00 | 610,445,882.00 | 610,445,882.00- |
| 72 10 | EDUCACIÓN FORMAL - I | 20200630 | 0.00 | 560,760.00 | 560,760.00 | 0.00 |
| 72 10 02 | Generales | 20200605 | 0.00 | 560,760.00 | 0.00 | 560,760.00 |
| 72 10 02 02 | Honorarios | 20200605 | 0.00 | 560,760.00 | 0.00 | 560,760.00 |
| 72 10 95 | Traslado de costos (| 20200630 | 0.00 | 0.00 | 560,760.00 | 560,760.00- |
| 72 10 95 02 | Generales | 20200630 | 0.00 | 0.00 | 560,760.00 | 560,760.00- |
| 72 50 | SERVICIOS CONEXOS A | 20200721 | 0.00 | 3095,380,339.00 | 3095,380,339.00 | 0.00 |
| 72 50 02 | SERVICIOS CONEXOS A | 20200721 | 0.00 | 2704,017,301.00 | 629,259,142.00 | 2074,758,159.00 |
| 72 50 02 02 | Honorarios | 20200630 | 0.00 | 1975,952,942.00 | 629,259,142.00 | 1346,693,800.00 |
| 72 50 02 04 | Servicios | 20191331 | 0.00 | 22,004,672.00 | 0.00 | 22,004,672.00 |
| 72 50 02 06 | Arrendamientos | 00000000 | 0.00 | 601,466,087.00 | 0.00 | 601,466,087.00 |
| 72 50 02 10 | Otros Costos General | 20200721 | 0.00 | 104,593,600.00 | 0.00 | 104,593,600.00 |
| 72 50 02 10 03 | Inscripcion Seminari | 20200624 | 0.00 | 47,307,600.00 | 0.00 | 47,307,600.00 |
| 72 50 02 10 04 | Organización de Even | 20200721 | 0.00 | 57,286,000.00 | 0.00 | 57,286,000.00 |
| 72 50 03 | Sueldos Y Salarios | 20200630 | 0.00 | 165,635,170.00 | 0.00 | 165,635,170.00 |
| 72 50 03 03 | Docentes Cátedra | 20200630 | 0.00 | 165,635,170.00 | 0.00 | 165,635,170.00 |
| 72 50 09 | Prestaciones Sociale | 20200626 | 0.00 | 104,162,415.00 | 0.00 | 104,162,415.00 |
| 72 50 09 01 | Docentes De Planta T | 20200330 | 0.00 | 3,427,824.00 | 0.00 | 3,427,824.00 |
| 72 50 09 01 13 | Prima De Vacaciones | 20200330 | 0.00 | 3,427,824.00 | 0.00 | 3,427,824.00 |
| 72 50 09 03 | Docentes Cátedra | 20200626 | 0.00 | 100,734,591.00 | 0.00 | 100,734,591.00 |
| 72 50 09 03 13 | Prima De Vacaciones | 20200626 | 0.00 | 10,268,743.00 | 0.00 | 10,268,743.00 |
| 72 50 09 03 14 | Prima De Navidad | 20200626 | 0.00 | 25,917,315.00 | 0.00 | 25,917,315.00 |
| 72 50 09 03 17 | Vacaciones | 20200626 | 0.00 | 20,566,526.00 | 0.00 | 20,566,526.00 |
| 72 50 09 03 24 | Cesantias | 20200626 | 0.00 | 27,437,418.00 | 0.00 | 27,437,418.00 |
| 72 50 09 03 25 | Intereses Sobre Cesa | 20200626 | 0.00 | 2,788,088.00 | 0.00 | 2,788,088.00 |
| 72 50 09 03 26 | Prima De Servicios | 20200626 | 0.00 | 13,756,501.00 | 0.00 | 13,756,501.00 |
| 72 50 10 | Gastos De Personal D | 20200716 | 0.00 | 93,502,180.00 | 828,116.00 | 92,674,064.00 |
| 72 50 10 01 | Monitorias | 20200710 | 0.00 | 11,518,696.00 | 0.00 | 11,518,696.00 |
| 72 50 10 02 | Jurados Internos | 20200619 | 0.00 | 5,796,812.00 | 0.00 | 5,796,812.00 |
| 72 50 10 03 | Servicios Jurados Ex | 20200716 | 0.00 | 26,499,712.00 | 828,116.00 | 25,671,596.00 |
| 72 50 10 04 | Matriculas de Honor | 20200211 | 0.00 | 49,686,960.00 | 0.00 | 49,686,960.00 |
| 72 50 95 | Traslado De Costos (| 20200630 | 0.00 | 28,063,273.00 | 2465,293,081.00 | 2437,229,808.00- |
| 72 50 95 02 | Generales | 20200630 | 0.00 | 28,063,273.00 | 2102,821,432.00 | 2074,758,159.00- |
| 72 50 95 03 | Sueldos y Salarios | 20200630 | 0.00 | 0.00 | 165,635,170.00 | 165,635,170.00- |
| 72 50 95 09 | Prestaciones Sociale | 20200630 | 0.00 | 0.00 | 104,162,415.00 | 104,162,415.00- |
| 72 50 95 10 | Gastos de Personal D | 20200630 | 0.00 | 0.00 | 92,674,064.00 | 92,674,064.00- |

| C U E N T A | D E S C R I P C I O N | U L T. M O V. | S A L D O A N T E R I O R | D E B I T O S | C R E D I T O S | N U E V O S A L D O |
|----------------|-----------------------|---------------|---------------------------|------------------|------------------|---------------------|
| 81 | ACTIVOS CONTINGENTES | 20200727 | 6,548,000.00 | 403,230,927.00 | 386,162,942.00 | 23,615,985.00 |
| 81 90 | OTROS ACTIVOS CONTIN | 20200727 | 6,548,000.00 | 403,230,927.00 | 386,162,942.00 | 23,615,985.00 |
| 81 90 90 | Otros Activos Contin | 20200727 | 6,548,000.00 | 403,230,927.00 | 386,162,942.00 | 23,615,985.00 |
| 81 90 90 03 | Otros Deudores | 20171231 | 6,548,000.00 | 0.00 | 0.00 | 6,548,000.00 |
| 81 90 90 03 12 | Pago Extemporaneo Re | 20171231 | 6,548,000.00 | 0.00 | 0.00 | 6,548,000.00 |
| 81 90 90 90 | Iva Por Reintegrar | 20200727 | 0.00 | 403,230,927.00 | 386,162,942.00 | 17,067,985.00 |
| 83 | DEUDORAS DE CONTROL | 20200724 | 18038,463,424.00 | 48120,960,416.00 | 47993,610,861.00 | 18165,812,979.00 |
| 83 01 | BIENES Y DERECHOS EN | 20200724 | 16,514,033.00 | 553,437,052.00 | 398,617,377.00 | 171,333,708.00 |
| 83 01 02 | Derechos | 20200724 | 16,514,033.00 | 553,437,052.00 | 398,617,377.00 | 171,333,708.00 |
| 83 01 02 01 | Avances Por Girar | 20200724 | 9,564,033.00 | 548,087,052.00 | 393,267,377.00 | 164,383,708.00 |
| 83 01 02 02 | Prestamos Ordinarios | 20200630 | 6,950,000.00 | 5,350,000.00 | 5,350,000.00 | 6,950,000.00 |
| 83 15 | BIENES Y DERECHOS RE | 20200618 | 17034,584,076.00 | 0.00 | 0.00 | 17034,584,076.00 |
| 83 15 10 | Propiedades Planta y | 20200618 | 17034,584,076.00 | 0.00 | 0.00 | 17034,584,076.00 |
| 83 15 10 07 | Componentes de las P | 20200618 | 17034,584,076.00 | 0.00 | 0.00 | 17034,584,076.00 |
| 83 15 10 07 20 | Equipo y Maquinaria | 20181231 | 24,843,151.00 | 0.00 | 0.00 | 24,843,151.00 |
| 83 15 10 07 21 | Equipo y Maquinaria | 20181231 | 2,670,471.00 | 0.00 | 0.00 | 2,670,471.00 |
| 83 15 10 07 22 | Instrumentos Musical | 20191002 | 552,663,760.00 | 0.00 | 0.00 | 552,663,760.00 |
| 83 15 10 07 23 | Equipo de Recreación | 20181231 | 42,907,293.00 | 0.00 | 0.00 | 42,907,293.00 |
| 83 15 10 07 24 | Equipo y Maquinaria | 20181231 | 14,397,039.00 | 0.00 | 0.00 | 14,397,039.00 |
| 83 15 10 07 25 | Herramientas y Acces | 20190930 | 241,433,675.00 | 0.00 | 0.00 | 241,433,675.00 |
| 83 15 10 07 26 | Equipo y Maquinaria | 20200609 | 4852,802,580.00 | 0.00 | 0.00 | 4852,802,580.00 |
| 83 15 10 07 27 | Equipos para Medicin | 20191212 | 84,832,405.00 | 0.00 | 0.00 | 84,832,405.00 |
| 83 15 10 07 28 | Muebles y Enseres | 20190930 | 5015,716,680.00 | 0.00 | 0.00 | 5015,716,680.00 |
| 83 15 10 07 29 | Equipo y Maquinaria | 20191023 | 142,678,147.00 | 0.00 | 0.00 | 142,678,147.00 |
| 83 15 10 07 30 | Equipo y Maquinaria | 20200527 | 1635,996,205.00 | 0.00 | 0.00 | 1635,996,205.00 |
| 83 15 10 07 31 | Equipo y Maquinaria | 20200618 | 2649,661,518.00 | 0.00 | 0.00 | 2649,661,518.00 |
| 83 15 10 07 32 | Libros | 20181231 | 1639,830,373.00 | 0.00 | 0.00 | 1639,830,373.00 |
| 83 15 10 07 33 | Software | 20200528 | 134,150,779.00 | 0.00 | 0.00 | 134,150,779.00 |
| 83 69 | DESEMBOLSOS BIENESTA | 20190130 | 804,705,068.00 | 0.00 | 0.00 | 804,705,068.00 |
| 83 69 09 | Gastos De Viaje | 20190130 | 804,705,068.00 | 0.00 | 0.00 | 804,705,068.00 |
| 83 69 09 01 | Avance Contrato Estu | 20190130 | 804,705,068.00 | 0.00 | 0.00 | 804,705,068.00 |
| 83 70 | GASTOS DE INVESTIGAC | 20190903 | 152,938,727.00 | 0.00 | 0.00 | 152,938,727.00 |
| 83 70 90 | GASTOS DIVERSOS | 20190903 | 152,938,727.00 | 0.00 | 0.00 | 152,938,727.00 |
| 83 90 | OTRAS CUENTAS DEUDOR | 20200724 | 29,721,520.00 | 47567,523,364.00 | 47594,993,484.00 | 2,251,400.00 |
| 83 90 90 | Otras Cuentas Deudor | 20200724 | 29,721,520.00 | 47567,523,364.00 | 47594,993,484.00 | 2,251,400.00 |
| 83 90 90 01 | Iva Por Reintegrar | 20200717 | 2,251,400.00 | 0.00 | 0.00 | 2,251,400.00 |
| 83 90 90 02 | cuenta puente para n | 20200724 | 0.00 | 47567,523,364.00 | 47567,523,364.00 | 0.00 |
| 83 90 90 03 | AVANCES SOBRE CONVEN | 20200616 | 27,470,120.00 | 0.00 | 27,470,120.00 | 0.00 |
| 89 | DEUDORAS POR CONTRA | 20200727 | 18045,011,424.00- | 812,250,439.00 | 956,667,979.00 | 18189,428,964.00- |
| 89 05 | ACTIVOS CONTINGENTES | 20200727 | 6,548,000.00- | 386,162,942.00 | 403,230,927.00 | 23,615,985.00- |
| 89 05 90 | Otros Activos Contin | 20200727 | 6,548,000.00- | 386,162,942.00 | 403,230,927.00 | 23,615,985.00- |
| 89 15 | DEUDORAS DE CONTROL | 20200724 | 18038,463,424.00- | 426,087,497.00 | 553,437,052.00 | 18165,812,979.00- |
| 89 15 06 | Bienes y derechos re | 20200618 | 17034,584,076.00- | 0.00 | 0.00 | 17034,584,076.00- |
| 89 15 25 | Bienes Y Derechos En | 20200724 | 16,514,033.00- | 398,617,377.00 | 553,437,052.00 | 171,333,708.00- |
| 89 15 69 | Desembolsos Bienesta | 20190130 | 804,705,068.00- | 0.00 | 0.00 | 804,705,068.00- |
| 89 15 70 | Gastos de Investigac | 20190903 | 152,938,727.00- | 0.00 | 0.00 | 152,938,727.00- |
| 89 15 90 | Otras Cuentas Deudor | 20200717 | 29,721,520.00- | 27,470,120.00 | 0.00 | 2,251,400.00- |
| 91 | PASIVOS CONTINGENTES | 20200728 | 59805,953,394.00- | 18881,826,099.00 | 51226,107,941.00 | 92150,235,236.00- |
| 91 20 | LITIGIOS Y MECANISMO | 20200630 | 4556,958,756.00- | 4556,958,756.00 | 4768,485,365.00 | 4768,485,365.00- |
| 91 20 01 | Civiles | 20200630 | 191,819,790.00- | 191,819,790.00 | 201,194,060.00 | 201,194,060.00- |
| 91 20 02 | Laborales | 20200630 | 356,742,961.00- | 356,742,961.00 | 411,251,537.00 | 411,251,537.00- |
| 91 20 04 | Administrativos | 20200630 | 4008,396,005.00- | 4008,396,005.00 | 4156,039,768.00 | 4156,039,768.00- |

| C U E N T A | D E S C R I P C I O N | U L T. M O V. | S A L D O A N T E R I O R | D E B I T O S | C R E D I T O S | N U E V O S A L D O |
|-------------------|-----------------------|---------------|---------------------------|-------------------|-------------------|---------------------|
| 91 90 | OTRAS RESPONSABILIDA | 20200728 | 55248,994,638.00- | 14324,867,343.00 | 46457,622,576.00 | 87381,749,871.00- |
| 91 90 90 | Otras Responsabilida | 20200728 | 55248,994,638.00- | 14324,867,343.00 | 46457,622,576.00 | 87381,749,871.00- |
| 91 90 90 10 | Contratacion 2018 | 20200728 | 0.00 | 7074,000,399.00 | 46372,987,127.00 | 39298,986,728.00- |
| 91 90 90 10 01 | Contratos Juridica | 20200728 | 0.00 | 7074,000,399.00 | 31238,994,803.00 | 24164,994,404.00- |
| 91 90 90 10 02 | Ordenes de Compra | 20200722 | 0.00 | 0.00 | 15133,992,324.00 | 15133,992,324.00- |
| 91 90 90 50 | Reservas 2017 | 20200727 | 36359,896,140.00- | 5531,134,336.00 | 65,135,449.00 | 30893,897,253.00- |
| 91 90 90 50 01 | Reservas Funcionamie | 20200727 | 7832,640,069.00- | 3888,958,750.00 | 65,135,449.00 | 4008,816,768.00- |
| 91 90 90 50 02 | Reservas Inversion | 20200727 | 26934,719,611.00- | 1642,175,586.00 | 0.00 | 25292,544,025.00- |
| 91 90 90 50 03 | Reservas Pensiones | 20191231 | 1592,536,460.00- | 0.00 | 0.00 | 1592,536,460.00- |
| 91 90 90 60 | Pasivos 2016 | 20200721 | 18889,098,498.00- | 1719,732,608.00 | 19,500,000.00 | 17188,865,890.00- |
| 93 | ACREEDORAS DE CONTRO | 20180830 | 8,799,999.00- | 0.00 | 0.00 | 8,799,999.00- |
| 93 06 | BIENES RECIBIDOS EN | 20180830 | 8,799,999.00- | 0.00 | 0.00 | 8,799,999.00- |
| 93 06 17 | Propiedades Planta y | 20180830 | 8,799,999.00- | 0.00 | 0.00 | 8,799,999.00- |
| 93 06 17 01 | Grupo 2-21 Equipo Ma | 20180830 | 8,799,999.00- | 0.00 | 0.00 | 8,799,999.00- |
| 99 | ACREEDORAS POR CONTR | 20200728 | 59814,753,393.00 | 51223,857,941.00 | 18879,576,099.00 | 92159,035,235.00 |
| 99 05 | RESPONSABILIDADES CO | 20200728 | 59805,953,394.00 | 51223,857,941.00 | 18879,576,099.00 | 92150,235,236.00 |
| 99 05 05 | Litigios Y Mecanismo | 20200630 | 4556,958,756.00 | 4768,485,365.00 | 4556,958,756.00 | 4768,485,365.00 |
| 99 05 05 01 | Procesos Civiles | 20200630 | 191,819,790.00 | 201,194,060.00 | 191,819,790.00 | 201,194,060.00 |
| 99 05 05 02 | Resp Cont Laborales | 20200630 | 356,742,961.00 | 411,251,537.00 | 356,742,961.00 | 411,251,537.00 |
| 99 05 05 04 | Respon s Cont Admiis | 20200630 | 4008,396,005.00 | 4156,039,768.00 | 4008,396,005.00 | 4156,039,768.00 |
| 99 05 90 | Otras Responsabilida | 20200728 | 55248,994,638.00 | 46455,372,576.00 | 14322,617,343.00 | 87381,749,871.00 |
| 99 05 90 01 | Otras Responsabilida | 20200728 | 55248,994,638.00 | 46455,372,576.00 | 14322,617,343.00 | 87381,749,871.00 |
| 99 15 | ACREEDORAS DE CONTRO | 20180830 | 8,799,999.00 | 0.00 | 0.00 | 8,799,999.00 |
| 99 15 02 | Bienes Recibidos en | 20180830 | 8,799,999.00 | 0.00 | 0.00 | 8,799,999.00 |
| T O T A L E S ==> | | | 0.00 | 737308,415,905.00 | 737308,415,905.00 | 0.00 |