



UNIVERSIDAD DISTRITAL
FRANCISCO JOSÉ DE CALDAS


INFORMES FINANCIEROS | Universidad Distrital Francisco José de Caldas



**Universidad Distrital
Francisco José de Caldas**
Bogotá D.C., Junio de 2020

INFORMES FINANCIEROS

Mayo 2020





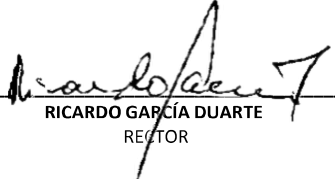
BOGOTÁ DISTRITO CAPITAL
UNIVERSIDAD DISTRITAL FRANCISCO JOSE DE CALDAS
ESTADO DE SITUACIÓN FINANCIERA
A 31 DE MAYO DEL 2020
(Cifras en Pesos Colombianos sin decimales)

Código	Descripción	Nota	Año 2019	Año 2020
1	ACTIVO		3.208.185.315.030	3.483.512.348.577
	ACTIVO CORRIENTE		280.120.376.438	327.107.078.410
11	EFFECTIVO Y EQUIVALENTES AL EFFECTIVO		39.981.136.760	49.043.822.889
1110	DEPÓSITOS EN INSTITUCIONES FINANCIERAS		39.981.136.760	49.043.822.889
12	INVERSIONES E INSTRUMENTOS DERIVADOS		58.291.249.212	68.144.562.794
1221	INVERSIONES DE ADMINISTRACIÓN DE LIQUIDEZ A VALOR DE MERCADO (VALOR RAZONABLE) CON CAMBIOS EN EL RESULTADO		58.291.249.212	68.144.562.794
13	CUENTAS POR COBRAR		9.372.410.106	13.749.709.374
1311	CONTRIBUCIONES, TASAS E INGRESOS NO TRIBUTARIOS		25.346.206	11.445.016
1317	PRESTACIÓN DE SERVICIOS		274.061.370	332.897.083
1337	TRANSFERENCIAS POR COBRAR		1.760.473	5.764.976.268
1384	OTRAS CUENTAS POR COBRAR		9.071.242.057	9.541.216.562
1386	DETERIORO ACUMULADO DE CUENTAS POR COBRAR (CR)		0	-1.900.825.555
14	PRÉSTAMOS POR COBRAR		779.427.462	798.839.656
1415	PRÉSTAMOS CONCEDIDOS		779.427.462	812.357.951
1480	DETERIORO ACUMULADO DE PRÉSTAMOS POR COBRAR (CR)		0	-13.518.295
15	INVENTARIOS		3.950.801	0
1514	MATERIALES Y SUMINISTROS		3.950.801	0
19	OTROS ACTIVOS		171.692.202.097	195.370.143.697
1902	PLAN DE ACTIVOS PARA BENEFICIOS A LOS EMPLEADOS A LARGO PLAZO		1.802.600.211	2.022.435.871
1904	PLAN DE ACTIVOS PARA BENEFICIOS POSEMPLEO		112.715.615.825	121.146.990.916
1905	BIENES Y SERVICIOS PAGADOS POR ANTICIPADO		889.237.914	1.775.802.634
1906	AVANCES Y ANTICIPOS ENTREGADOS		573.264.536	1.199.552.818
1908	RECURSOS ENTREGADOS EN ADMINISTRACIÓN		55.100.731.777	68.363.331.290
1909	DEPÓSITOS ENTREGADOS EN GARANTÍA		610.751.834	862.030.168
1970	ACTIVOS INTANGIBLES		260.879.048	0
1975	AMORTIZACIÓN ACUMULADA DE ACTIVOS INTANGIBLES (CR)		-260.879.048	0
	ACTIVO NO CORRIENTE		2.928.064.938.592	3.156.405.270.167
16	PROPIEDADES, PLANTA Y EQUIPO		274.630.075.872	311.362.634.051
1605	TERRENOS		93.616.500.670	104.985.073.570
1615	CONSTRUCCIONES EN CURSO		2.872.009.990	2.872.009.990
1635	BIENES MUEBLES EN BODEGA		0	5.691.750
1640	EDIFICACIONES		170.055.069.234	192.209.439.168
1655	MAQUINARIA Y EQUIPO		675.757.896	834.571.908
1660	EQUIPO MÉDICO Y CIENTÍFICO		5.574.677.224	8.413.260.434
1665	MUEBLES, ENSERES Y EQUIPO DE OFICINA		6.039.907.582	6.530.596.624
1670	EQUIPOS DE COMUNICACIÓN Y COMPUTACIÓN		4.431.401.710	8.266.462.596
1675	EQUIPOS DE TRANSPORTE, TRACCIÓN Y ELEVACIÓN		294.714.234	294.714.234
1680	EQUIPOS DE COMEDOR, COCINA, DESPENSA Y HOTELERÍA		2.531.100	15.970.484
1681	BIENES DE ARTE Y CULTURA		9.296.091	13.942.892
1685	DEPRECIACIÓN ACUMULADA DE PROPIEDADES, PLANTA Y EQUIPO (CR)		-8.941.789.859	-10.207.089.609
1695	DETERIORO ACUMULADO DE PROPIEDADES, PLANTA Y EQUIPO (CR)		0	-2.872.009.990
17	BIENES DE USO PÚBLICO E HISTÓRICOS Y CULTURALES		104.363.790.402	70.885.472.568
1705	BIENES DE USO PÚBLICO EN CONSTRUCCIÓN		4.703.184.968	4.703.184.968
1710	BIENES DE USO PÚBLICO EN SERVICIO (Bibliotecas)		66.137.662.600	66.137.662.600
1715	BIENES HISTÓRICOS Y CULTURALES (Monumentos y otros)		33.522.942.834	44.625.000
19	OTROS ACTIVOS		2.549.071.072.318	2.774.157.163.548
1904	PLAN DE ACTIVOS PARA BENEFICIOS POSEMPLEO		2.549.071.072.318	2.773.995.641.022
1970	ACTIVOS INTANGIBLES		0	422.401.574
1975	AMORTIZACIÓN ACUMULADA DE ACTIVOS INTANGIBLES (CR)		0	-260.879.048

Código	Descripción	Nota	Año 2019	Año 2020
2	PASIVO		918.234.119.959	997.412.574.998
	PASIVO CORRIENTE		917.541.144.711	53.894.310.895
24	CUENTAS POR PAGAR		12.737.878.407	16.274.340.837
2401	ADQUISICIÓN DE BIENES Y SERVICIOS NACIONALES		3.226.066.766	4.161.858.197
2407	RECURSOS A FAVOR DE TERCEROS		6.348.224.901	5.821.763.603
2424	DESCUENTOS DE NÓMINA		1.745.577.403	2.740.365.544
2436	RETENCIÓN EN LA FUENTE E IMPUESTO DE TIMBRE		714.344.736	1.337.615.950
2440	IMPUESTOS, CONTRIBUCIONES Y TASAS		141.338.529	141.338.529
2460	CRÉDITOS JUDICIALES		0	5.622.800
2490	OTRAS CUENTAS POR PAGAR		562.326.072	2.065.776.214
25	BENEFICIOS A LOS EMPLEADOS		886.077.530.983	26.098.252.487
2511	BENEFICIOS A LOS EMPLEADOS A CORTO PLAZO		9.586.917.763	16.311.212.097
2512	BENEFICIOS A LOS EMPLEADOS A LARGO PLAZO		10.238.576.958	9.787.040.390
2514	BENEFICIOS POSEMPLEO - PENSIONES		866.252.036.262	0
27	PROVISIONES		0	106.682.014
2790	PROVISIONES DIVERSAS		0	106.682.014
29	OTROS PASIVOS		18.725.735.321	11.415.035.557
2902	RECURSOS RECIBIDOS EN ADMINISTRACIÓN		3.834.212.910	2.454.502.176
2903	DEPÓSITOS RECIBIDOS EN GARANTÍA		268.612.263	41.699.486
2910	INGRESOS RECIBIDOS POR ANTICIPADO		14.622.910.148	8.918.833.895
	PASIVO NO CORRIENTE		692.975.248	943.518.264.103
25	BENEFICIOS A LOS EMPLEADOS		60.541.524	942.453.131.297
2514	BENEFICIOS POSEMPLEO - PENSIONES		60.541.524	942.453.131.297
27	PROVISIONES		632.433.724	1.065.132.806
2701	LITIGIOS Y DEMANDAS		632.433.724	1.065.132.806
3	PATRIMONIO		2.289.951.195.071	2.486.099.773.579
31	PATRIMONIO DE LAS INSTITUCIONES DE EDUCACIÓN SUPERIOR PÚBLICAS		2.289.951.195.071	2.486.099.773.579
3105	CAPITAL FISCAL		93.821.892.396	93.821.892.396
3109	RESULTADOS DE EJERCICIOS ANTERIORES		2.278.727.659.714	2.395.847.199.241
3110	RESULTADO DEL EJERCICIO		32.468.097.227	27.820.664.239
3151	GANANCIAS O PÉRDIDAS POR PLANES DE BENEFICIOS		-115.066.454.266	-31.389.982.297
	TOTAL PASIVO Y PATRIMONIO		3.208.185.315.030	3.483.512.348.577

Código	Descripción	Nota	Año 2019	Año 2020
8	CUENTAS DE ORDEN DEUDORAS		0	0
81	ACTIVOS CONTINGENTES		46.708.051	37.361.788
8190	OTROS ACTIVOS CONTINGENTES		46.708.051	37.361.788
83	DEUDORAS DE CONTROL		17.550.445.996	18.238.075.160
8301	BIENES Y DERECHOS ENTREGADOS EN GARANTÍA		126.054.489	103.581.708
8315	BIENES Y DERECHOS RETIRADOS		16.529.355.299	17.174.598.257
8369	DESEMBOLSOS BIENESTAR UNIVERSITARIO		804.705.068	804.705.068
8370	GASTOS DE INVESTIGACIÓN INSTITUCIONES DE EDUCACIÓN		0	152.938.727
8390	OTRAS CUENTAS DEUDORAS DE CONTROL		90.331.140	2.251.400
89	DEUDORAS POR CONTRA (CR)		-17.597.154.047	-18.275.436.948
8905	ACTIVOS CONTINGENTES POR CONTRA (CR)		-46.708.051	-37.361.788
8915	DEUDORAS DE CONTROL POR CONTRA (CR)		-17.550.445.996	-18.238.075.160
9	CUENTAS DE ORDEN ACREEDORAS		0	0
91	PASIVOS CONTINGENTES		62.027.142.722	93.612.291.042
9120	LITIGIOS Y MECANISMOS ALTERNATIVOS DE SOLUCIÓN DE CONFLICTOS		4.203.542.193	4.764.663.258
9149	OTROS PASIVOS CONTINGENTES		0	0
9190	OTROS PASIVOS CONTINGENTES		57.823.600.529	88.847.627.784
93	ACREEDORAS DE CONTROL		8.799.999	8.799.999
9306	BIENES RECIBIDOS EN CUSTODIA		8.799.999	8.799.999
9312	LIQUIDACIÓN PROVISIONAL DE BONOS PENSIONALES		0	0
9390	OTRAS CUENTAS ACREEDORAS DE CONTROL		0	0
99	ACREEDORAS POR CONTRA (DB)		-62.035.942.721	-93.621.091.041
9905	PASIVOS CONTINGENTES POR CONTRA (DB)		-62.027.142.722	-93.612.291.042
9915	ACREEDORAS DE CONTROL POR CONTRA (DB)		-8.799.999	-8.799.999

Los suscritos Representante Legal, el Vicerrector Administrativo y Financiero, el Jefe de la División de Recursos Financieros y el Jefe de la Sección de Contabilidad de la Universidad Distrital Francisco Jose de Caldas certifican que los saldos contables agregados a 31 de mayo del 2020, fueron tomados fielmente de los libros de contabilidad consolidados de conformidad con la información suministrada por las diferentes áreas académicas y/o administrativas, que la contabilidad se elaboró conforme a la normatividad del Régimen de Contabilidad Pública Actual; y que la información revelada refleja en forma fidedigna la situación financiera, económica, social y ambiental de la Universidad.


 RICARDO GARCÍA DUARTE
 RECTOR


 EUSEBIO ANTONIO RANGEL ROA
 JEFE DIVISIÓN DE RECURSOS FINANCIEROS


 ALVARO ESPINEL ORTEGA
 VICERECTOR ADMINISTRATIVO Y FINANCIERO


 JESÚS ÁLVARO MAHECHA RANGEL
 JEFE SECCION DE CONTABILIDAD




BOGOTÁ DISTRITO CAPITAL
UNIVERSIDAD DISTRITAL FRANCISCO JOSE DE CALDAS

ESTADO DE RESULTADO
A 31 DE MAYO DEL 2020
(Cifras en Pesos Colombianos sin decimales)

Código	Descripción	Nota	Año 2019	Año 2020
INGRESOS OPERACIONALES			114.136.956.572	112.435.187.882
41	INGRESOS FISCALES		19.959.023.279	2.608.835.849
4110	NO TRIBUTARIOS		19.959.023.279	2.608.835.849
4195	DEVOLUCIONES Y DESCUENTOS (Db)		0	0
43	VENTA DE SERVICIOS		14.458.037.397	15.651.528.146
4305	SERVICIOS EDUCATIVOS		14.477.255.098	15.717.016.394
4395	DEVOLUCIONES, REBAJAS Y DESCUENTOS EN VENTA DE SERVICIOS (DB)		-19.217.701	-65.488.248
44	TRANSFERENCIAS Y SUBVENCIONES		12.209.677.577	27.241.125.056
4428	OTRAS TRANSFERENCIAS		12.209.677.577	27.241.125.056
47	OPERACIONES INTERINSTITUCIONALES		67.510.218.319	66.933.698.831
4705	FONDOS RECIBIDOS		67.510.218.319	66.933.698.831
6	COSTOS DE VENTAS		58.200.623.215	63.361.652.766
63	COSTO DE VENTAS DE SERVICIOS		58.200.623.215	63.361.652.766
6305	SERVICIOS EDUCATIVOS		58.200.623.215	63.361.652.766
5	GASTOS OPERACIONALES		26.984.060.179	27.880.275.686
51	DE ADMINISTRACIÓN Y OPERACIÓN		25.548.593.104	27.142.762.136
5101	SUELDOS Y SALARIOS		4.893.053.749	5.095.178.219
5102	CONTRIBUCIONES IMPUTADAS		158.306.756	146.890.730
5103	CONTRIBUCIONES EFECTIVAS		1.901.174.094	2.335.395.301
5104	APORTES SOBRE LA NÓMINA		121.483.950	128.728.200
5107	PRESTACIONES SOCIALES		2.265.628.990	2.325.528.887
5108	GASTOS DE PERSONAL DIVERSOS		0	0
5111	GENERALES		15.707.215.128	17.093.443.112
5120	IMPUESTOS, CONTRIBUCIONES Y TASAS		501.730.437	17.597.687
53	DETERIORO, DEPRECIACIONES, AMORTIZACIONES Y PROVISIONES		1.435.467.075	737.513.550
5347	DETERIORO DE CUENTAS POR COBRAR		0	1.381.773
5349	DETERIORO DE PRÉSTAMOS POR COBRAR		0	0
5351	DETERIORO DE PROPIEDADES, PLANTA Y EQUIPO		0	0
5360	DEPRECIACIÓN DE PROPIEDADES, PLANTA Y EQUIPO		575.136.250	460.109.000
5366	AMORTIZACIÓN DE ACTIVOS INTANGIBLES		0	0
5368	PROVISIÓN LITIGIOS Y DEMANDAS		860.330.825	276.022.777
EXCEDENTE (DÉFICIT) OPERACIONAL			28.952.273.178	21.193.259.430

Código	Descripción	Nota	Año 2019	Año 2020
4	INGRESOS NO OPERACIONALES		4.291.365.062	6.674.647.785
48	OTROS INGRESOS		4.291.365.062	6.674.647.785
4802	FINANCIEROS		1.156.684.545	5.057.097.916
4808	INGRESOS DIVERSOS		2.875.424.734	1.617.549.869
4830	REVERSIÓN DE LAS PÉRDIDAS POR DETERIORO DE VALOR		259.255.783	0
5	GASTOS NO OPERACIONALES		775.541.013	47.242.976
58	OTROS GASTOS		775.541.013	47.242.976
5802	COMISIONES		720.703.289	29.065
5804	FINANCIEROS		45.009.743	44.148.871
5890	GASTOS DIVERSOS		835.073	3.065.040
5893	DEVOLUCIONES Y DESCUENTOS INGRESOS FISCALES		8.992.908	0
	EXCEDENTE (DÉFICIT) NO OPERACIONAL		32.468.097.227	27.820.664.239
	PARTIDAS EXTRAORDINARIAS		0	0
4810	INGRESOS EXTRAORDINARIOS		0	0
5810	GASTOS EXTRAORDINARIOS		0	0
	EXCEDENTE O DÉFICIT DEL EJERCICIO		32.468.097.227	27.820.664.239

Los suscritos Representante Legal, el Vicerrector Administrativo y Financiero, el Jefe de la División de Recursos Financieros y el Jefe de la Sección de Contabilidad de la Universidad Distrital Francisco Jose de Caldas certifican que los saldos contables agregados a 31 de mayo del 2020, fueron tomados fielmente de los libros de contabilidad consolidados de conformidad con la información suministrada por las diferentes áreas académicas y/o administrativas, que la contabilidad se elaboró conforme a la normatividad del régimen de contabilidad pública actual; y que la información revelada refleja en forma fidedigna la situación financiera, económica, social y ambiental de la universidad.


 RICARDO GARCÍA DUARTE
 RECTOR


 ALVARO ESPINEL ORTEGA
 VICERRECTOR ADMINISTRATIVO Y FINANCIERO


 EUSEBIO ANTONIO RANGEL ROA
 JEFE DIVISIÓN DE RECURSOS FINANCIEROS


 JESÚS ÁLVARO MAHECHA RANGEL
 JEFE SECCIÓN DE CONTABILIDAD

C U E N T A	D E S C R I P C I O N	U L T. M O V.	S A L D O A N T E R I O R	D E B I T O S	C R E D I T O S	N U E V O S A L D O
11	EFFECTIVO Y EQUIVALEN	20201228	63297,684,012.00	225411,455,194.00	239665,316,317.00	49043,822,889.00
11 10	DEPÓSITOS EN INSTITU	20201228	63297,684,012.00	225411,455,194.00	239665,316,317.00	49043,822,889.00
11 10 05	Cuenta Corriente	20201228	3484,239,664.00	84899,032,290.00	88360,311,211.00	22,960,743.00
11 10 05 02	Occidentes 05354-08	20201228	3484,239,664.00	84899,032,290.00	88360,311,211.00	22,960,743.00
11 10 06	Cuenta De Ahorro	20200727	59813,444,348.00	140512,422,904.00	151305,005,106.00	49020,862,146.00
11 10 06 11	Occidente 814618 Cta	20200727	494,344,696.00	11482,358,803.00	318,596,628.00	11658,106,871.00
11 10 06 17	Occidente 81462-6 No	20200727	38815,707,611.00	106340,011,053.00	128449,504,735.00	16706,213,929.00
11 10 06 38	Bancoccidente 230-85	20200727	63,742,618.00	39,778,207.00	0.00	103,520,825.00
11 10 06 39	Occidente Inv MEN 88	20200727	477,328,417.00	4,630,170.00	25,267,561.00	456,691,026.00
11 10 06 40	CTA 309044469 BCO BB	20200715	562,126,797.00	0.00	89,409,025.00	472,717,772.00
11 10 06 59	OCCI 230857187CONV P	20200630	1096,407,817.00	668,206,811.00	526,978,431.00	1237,636,197.00
11 10 06 61	OCCID 230-85893-8 CO	20200630	7618,705,281.00	5571,297,231.00	8847,078,294.00	4342,924,218.00
11 10 06 64	OCCIDENTE 230-864282	20190801	2295,721,086.00	3723,103,726.00	5834,535,721.00	184,289,091.00
11 10 06 70	Bco Occidente 230-87	20200727	2055,526,567.00	28,990,430.00	22,432,060.00	2062,084,937.00
11 10 06 86	Cuenta de ahorro	20200630	2720,696,601.00	9928,991,594.00	4926,421,172.00	7723,267,023.00
11 10 06 86 07	230-87986-8 BCO OCCI	20200630	10,459,536.00	17,447.00	0.00	10,476,983.00
11 10 06 86 14	DAVIVIENDA 0092 0079	20200630	52,286,898.00	573,600,191.00	609,998,987.00	15,888,102.00
11 10 06 86 17	DAVIV AHORROS FONDO	20190801	309,084,047.00	883,672.00	309,967,719.00	0.00
11 10 06 86 18	DAVIV 0092 0079 8081	20200630	1,248,425.00	468,466,279.00	89,052,974.00	380,661,730.00
11 10 06 86 20	DAVIV 0092 7043 5366	20200630	43,693.00	516.00	0.00	44,209.00
11 10 06 86 22	DAVIV 0092-7044-0218	20200205	40,382.00	30.00	40,412.00	0.00
11 10 06 86 23	OCCIDENTE 23088652 5	20200630	6,681,549.00	59,196.00	5,780,620.00	960,125.00
11 10 06 86 26	230-88676-4 BCO OCCI	20200630	5,200,301.00	50,002.00	0.00	5,250,303.00
11 10 06 86 29	CUENTA 0092-0081-699	20200630	175,075,096.00	2,016,220.00	16,049,512.00	161,041,804.00
11 10 06 86 34	CUENTA AHORRO OCCIDE	20200630	1582,884,995.00	1316,216,470.00	1931,492,277.00	967,609,188.00
11 10 06 86 35	CUENTA AHORRO OCCIDE	20200630	12,416,630.00	2800,231,085.00	1242,884,884.00	1569,762,831.00
11 10 06 86 36	OCCIDENTE CTA AHORRO	20200630	8,949,702.00	86,054.00	0.00	9,035,756.00
11 10 06 86 38	CTA AHORRO 230-88904	20200630	55,497,607.00	105,352,608.00	104,558,560.00	56,291,655.00
11 10 06 86 39	BCO OCCIDENTE CTA A	20200228	34,337,496.00	20,412.00	34,357,908.00	0.00
11 10 06 86 40	CTA AHORROS DAVIVIEN	20200630	69,863,179.00	6,880.00	69,870,024.00	35.00
11 10 06 86 41	DAVIVIENDA CTA AHORR	20200630	41,186,515.00	17,249.00	0.00	41,203,764.00
11 10 06 86 42	AHORROS 230-88972-7	20200630	237,584,638.00	1,612,643.00	72,504,302.00	166,692,979.00
11 10 06 86 43	DAVIVIENDA CTA AHORR	20200630	117,855,912.00	105,117,956.00	176,424,035.00	46,549,833.00
11 10 06 86 44	Cta Ahorro Occidente	20200630	0.00	190,844,840.00	71,273,891.00	119,570,949.00
11 10 06 86 45	OCCIDENTE CTA AHORRO	00000000	0.00	2724,425,525.00	0.00	2724,425,525.00
11 10 06 86 46	OCCIDENTE CTA AHORRO	20200630	0.00	1639,966,319.00	192,165,067.00	1447,801,252.00
11 10 06 87	Proestampillas UN Pu	20200727	1214,693,828.00	2629,290,009.00	22,424,942.00	3821,558,895.00
11 10 06 88	Cuenta de ahorro	20200630	190,232,251.00	2,383,656.00	66,869.00	192,549,038.00
11 10 06 88 01	DAVIVIENDA AHORRO 00	20200630	190,227,454.00	2,383,646.00	62,062.00	192,549,038.00
11 10 06 88 02	0092-0079-8099 DAVIV	20190801	4,797.00	10.00	4,807.00	0.00
11 10 06 89	CTA AHORROS 91000132	20200714	2188,160,550.00	57,169,567.00	2242,250,398.00	3,079,719.00
11 10 06 90	CTA AHORROS 91000013	20200714	20,050,228.00	36,211,647.00	39,270.00	56,222,605.00
12	INVERSIONES E INSTRU	20200630	50512,787,266.00	59312,201,420.00	41680,425,892.00	68144,562,794.00
12 21	INVERSIONES DE ADMIN	20200630	50512,787,266.00	59312,201,420.00	41680,425,892.00	68144,562,794.00
12 21 02	Certificados De Depó	20200630	32120,920,654.00	59312,201,420.00	41680,425,892.00	49752,696,182.00
12 21 02 01	VALOR NOMINNAL CDT -	20200630	9124,298,617.00	29231,965,341.00	18356,263,958.00	20000,000,000.00
12 21 02 02	VALOR NOMINAL CDT -	20200616	20022,793,381.00	20264,374,966.00	20022,791,305.00	20264,377,042.00
12 21 02 03	VALOR NOMINAL CDT -	20200616	1210,372,189.00	1224,985,160.00	1210,372,189.00	1224,985,160.00
12 21 02 04	VALOR NOMINAL CDT -	20200616	1600,196,745.00	3838,155,641.00	1600,196,350.00	3838,156,036.00
12 21 02 05	Aprotes del Distrito	20200616	0.00	3903,600,788.00	0.00	3903,600,788.00
12 21 02 97	VALORACION DE CDT	20200630	163,259,722.00	849,119,524.00	490,802,090.00	521,577,156.00
12 21 02 97 01	RECURSOS PROPIOS	20200630	106,470,427.00	341,561,741.00	216,616,991.00	231,415,177.00
12 21 02 97 02	RECURSOS CREE	20200630	49,912,771.00	402,415,628.00	241,583,661.00	210,744,738.00
12 21 02 97 03	RECURSOS PRO UNAL	20200630	2,861,119.00	23,264,318.00	13,307,645.00	12,817,792.00

C U E N T A	D E S C R I P C I O N	U L T. M O V.	S A L D O A N T E R I O R	D E B I T O S	C R E D I T O S	N U E V O S A L D O
12 21 02 97 04	RECURSOS MEN	20200630	4,015,405.00	81,877,837.00	19,293,793.00	66,599,449.00
12 21 13	Acciones Ordinarias	20191231	18391,866,612.00	0.00	0.00	18391,866,612.00
12 21 13 01	Acciones Nominales E	20171231	38,488,382.00	0.00	0.00	38,488,382.00
12 21 13 97	Valorizacion Histori	20191231	18353,378,230.00	0.00	0.00	18353,378,230.00
13	CUENTAS POR COBRAR	20200727	23831,816,785.00	74668,937,540.00	84751,044,951.00	13749,709,374.00
13 11	CONTRIBUCIONES TASA	20200630	16,979,116.00	0.00	5,534,100.00	11,445,016.00
13 11 04	Sanciones	20200630	16,979,116.00	0.00	5,534,100.00	11,445,016.00
13 17	PRESTACIÓN DE SERVIC	20200713	378,535,824.00	0.00	45,638,741.00	332,897,083.00
13 17 01	Servicios Educativos	20200713	378,535,824.00	0.00	45,638,741.00	332,897,083.00
13 17 01 04	Educación Formal - S	20200713	378,535,824.00	0.00	45,638,741.00	332,897,083.00
13 17 01 04 01	CXC Postgrado Vr. Hi	20200713	378,535,824.00	0.00	45,638,741.00	332,897,083.00
13 37	TRANSFERENCIAS POR C	20200709	16030,544,275.00	73061,962,704.00	83327,530,711.00	5764,976,268.00
13 37 12	Otras Transferencias	20200709	16030,544,275.00	73061,962,704.00	83327,530,711.00	5764,976,268.00
13 37 12 01	Entidades Nacionales	20200709	0.00	11848,990,376.00	10735,394,622.00	1113,595,754.00
13 37 12 04	Entidades Distritale	20200626	16030,544,275.00	61212,972,328.00	72592,136,089.00	4651,380,514.00
13 84	OTRAS CUENTAS POR CO	20200727	9306,583,125.00	1606,974,836.00	1372,341,399.00	9541,216,562.00
13 84 08	Cuotas Partes De Pen	20200522	1965,586,426.00	0.00	33,512,332.00	1932,074,094.00
13 84 08 01	Valor Historico Cuot	20200522	1965,586,426.00	0.00	33,512,332.00	1932,074,094.00
13 84 13	Devolución Iva Para	20200630	1431,052,150.00	380,476,438.00	544,436,495.00	1267,092,093.00
13 84 32	RESPONSABILIDAD FISC	20191231	36,383,085.00	0.00	0.00	36,383,085.00
13 84 35	INTERESES DE MORA	20200630	14,863,904.00	0.00	0.00	14,863,904.00
13 84 90	Otras Cuentas Por Co	20200727	5858,697,560.00	1226,498,398.00	794,392,572.00	6290,803,386.00
13 84 90 01	Saldo Favor Ctas Ban	20200727	174,935,605.00	124,477,565.00	781,414.00	298,631,756.00
13 84 90 02	Cuenta Por Cobrar A	20200706	0.00	675,712,257.00	582,188,736.00	93,523,521.00
13 84 90 03	Deudores	20200727	31,935,973.00	25,910,118.00	400,535.00	57,445,556.00
13 84 90 04	Subsidio Familiar	20200721	24,094,000.00	8,688,390.00	711,983.00	32,070,407.00
13 84 90 05	Medicina Prepagada	20180420	3,298,627.00	0.00	0.00	3,298,627.00
13 84 90 06	Sueldos Y Primas	20200721	201,641,188.00	12,811,534.00	17,642,634.00	196,810,088.00
13 84 90 07	Mayores Valores Gira	20190913	75,856,395.00	0.00	0.00	75,856,395.00
13 84 90 08	Comisiones Iva Grava	20191118	2,688,072.00	0.00	0.00	2,688,072.00
13 84 90 09	Aj Contra Devol 5%	20171231	322,515.00	0.00	0.00	322,515.00
13 84 90 10	Mayores Valores Paga	20200724	1551,490,691.00	86,999.00	6,601,330.00	1544,976,360.00
13 84 90 11	Sentencia Mesada 14	20190329	148,138,616.00	0.00	0.00	148,138,616.00
13 84 90 12	Cesantias Pagadas Po	20191231	71,240,558.00	0.00	0.00	71,240,558.00
13 84 90 13	CUENTAS POR COBRAR I	20191231	3475,577,864.00	262,484,420.00	126,973,095.00	3611,089,189.00
13 84 90 15	INCAPACIDADES	20190930	19,881,274.00	0.00	0.00	19,881,274.00
13 84 90 15 02	CUENTAS POR COBRAR A	20190930	19,881,274.00	0.00	0.00	19,881,274.00
13 84 90 16	MAYORES VALORES PAGA	20191129	76,948,000.00	0.00	0.00	76,948,000.00
13 84 90 17	MAYORES VALORES PAGA	20200305	648,182.00	0.00	64,030.00	584,152.00
13 84 90 18	Cuentas por Cobrar -	20200316	0.00	114,596,601.00	57,298,301.00	57,298,300.00
13 84 90 19	Mayores valores paga	20200316	0.00	1,730,514.00	1,730,514.00	0.00
13 86	DETERIORO ACUMULADO	20200630	1900,825,555.00-	0.00	0.00	1900,825,555.00-
13 86 02	Prestación de servic	20191231	172,451,146.00-	0.00	0.00	172,451,146.00-
13 86 02 01	Cuentas por Cobrar P	20191231	172,451,146.00-	0.00	0.00	172,451,146.00-
13 86 90	Otras cuentas por co	20200630	1728,374,409.00-	0.00	0.00	1728,374,409.00-
13 86 90 03	Deudores	20191231	16,076,040.00-	0.00	0.00	16,076,040.00-
13 86 90 04	Subsidio Familiar	20191231	17,091,203.00-	0.00	0.00	17,091,203.00-
13 86 90 05	Medicina Prepagada	20191231	3,298,627.00-	0.00	0.00	3,298,627.00-
13 86 90 06	Sueldos y Primas	20191231	75,429,305.00-	0.00	0.00	75,429,305.00-
13 86 90 07	Mayores Valores Gira	20191231	72,194,550.00-	0.00	0.00	72,194,550.00-
13 86 90 09	Devolcuion 5% cotiza	20191231	322,515.00-	0.00	0.00	322,515.00-
13 86 90 10	Mayores Valores Paga	20191231	1393,857,189.00-	0.00	0.00	1393,857,189.00-
13 86 90 11	Cesantias Mesada 14	20191231	131,320,259.00-	0.00	0.00	131,320,259.00-
13 86 90 32	Responsabilidades fi	20200630	18,784,721.00-	0.00	0.00	18,784,721.00-

C U E N T A	D E S C R I P C I O N	U L T. M O V.	S A L D O A N T E R I O R	D E B I T O S	C R E D I T O S	N U E V O S A L D O
14	PRÉSTAMOS POR COBRAR	20200724	819,541,651.00	24,747,023.00	45,449,018.00	798,839,656.00
14 15	PRÉSTAMOS CONCEDIDOS	20200724	833,059,946.00	24,747,023.00	45,449,018.00	812,357,951.00
14 15 25	Creditos A Empleados	20200724	833,059,946.00	24,747,023.00	45,449,018.00	812,357,951.00
14 15 25 14	Ptamo Ordinario Adti	20200724	60,921,179.00	5,973,515.00	18,503,658.00	48,391,036.00
14 15 25 14 01	Vr. Historico Ptamo	20200724	60,921,179.00	5,973,515.00	18,503,658.00	48,391,036.00
14 15 25 66	Ptmos Vivienda Admin	20200721	765,967,448.00	18,773,508.00	26,945,360.00	757,795,596.00
14 15 25 66 01	Vr. Historico Ptmos	20200721	983,687,303.00	2,193,661.00	26,945,360.00	958,935,604.00
14 15 25 66 97	Deterioro Ptmos Vivi	20200630	217,719,855.00-	16,579,847.00	0.00	201,140,008.00-
14 15 25 77	Ptmos Vivienda Docen	20191101	6,171,319.00	0.00	0.00	6,171,319.00
14 15 25 77 01	Vr. Historico Ptmos	20191101	6,171,319.00	0.00	0.00	6,171,319.00
14 80	DETERIORO ACUMULADO	20191231	13,518,295.00-	0.00	0.00	13,518,295.00-
14 80 03	Prestamos concedidos	20191231	13,518,295.00-	0.00	0.00	13,518,295.00-
14 80 03 01	Prestamos ordinarios	20191231	412,038.00-	0.00	0.00	412,038.00-
14 80 03 02	Prestamos Vivienda A	20191231	6,934,938.00-	0.00	0.00	6,934,938.00-
14 80 03 03	Prestamos vivienda D	20191231	6,171,319.00-	0.00	0.00	6,171,319.00-
15	INVENTARIOS	20200630	0.00	469,463,809.00	469,463,809.00	0.00
15 14	MATERIALES Y SUMINIS	20200630	0.00	469,463,809.00	469,463,809.00	0.00
15 14 15	Materiales para Educ	20200512	0.00	134,582,774.00	134,582,774.00	0.00
15 14 15 01	Grupo 1-10 Útiles Es	20200512	0.00	134,582,774.00	134,582,774.00	0.00
15 14 21	Dotación a Trabajado	20200624	0.00	1,699,998.00	1,699,998.00	0.00
15 14 21 01	Dotación a Trabajado	20200624	0.00	1,699,998.00	1,699,998.00	0.00
15 14 23	Combustibles y Lubri	20200626	0.00	5,621,799.00	5,621,799.00	0.00
15 14 23 01	Grupo 1-02 Combustib	20200626	0.00	5,621,799.00	5,621,799.00	0.00
15 14 24	Elementos y Material	20200630	0.00	46,120,718.00	46,120,718.00	0.00
15 14 24 01	Grupo 1-04 Elementos	20200630	0.00	46,120,718.00	46,120,718.00	0.00
15 14 90	Otros Materiales Y S	20200624	0.00	281,438,520.00	281,438,520.00	0.00
15 14 90 01	Grupo 1-25 Materiale	20200624	0.00	281,438,520.00	281,438,520.00	0.00
16	PROPIEDADES PLANTA	20201231	309370,005,818.00	7842,361,657.00	5849,733,424.00	311362,634,051.00
16 05	TERRENOS	20191001	104985,073,570.00	0.00	0.00	104985,073,570.00
16 05 01	Urbanos	20191001	58285,510,000.00	0.00	0.00	58285,510,000.00
16 05 01 21	Facultad Ingenieria	20171331	19349,020,500.00	0.00	0.00	19349,020,500.00
16 05 01 21 01	Valor Historico	20171231	248,629,822.00	0.00	0.00	248,629,822.00
16 05 01 21 97	Valorizacion Histori	20171331	19100,390,678.00	0.00	0.00	19100,390,678.00
16 05 01 22	Sede Posgrados Cl1 3	20171331	887,793,500.00	0.00	0.00	887,793,500.00
16 05 01 22 01	Valor Historico	20171231	90,724,348.00	0.00	0.00	90,724,348.00
16 05 01 22 97	Valorizacion Histori	20171331	797,069,152.00	0.00	0.00	797,069,152.00
16 05 01 23	Facultad Tecnologica	20171331	4479,152,000.00	0.00	0.00	4479,152,000.00
16 05 01 23 01	Valor Historico	20171231	853,362,749.00	0.00	0.00	853,362,749.00
16 05 01 23 97	Valorizacion Histori	20171331	3625,789,251.00	0.00	0.00	3625,789,251.00
16 05 01 26	Macarena B Facultad	20171331	9800,000,000.00	0.00	0.00	9800,000,000.00
16 05 01 26 01	Valor Historico	20171231	331,322,898.00	0.00	0.00	331,322,898.00
16 05 01 26 97	Valorizacion Histori	20171331	9468,677,102.00	0.00	0.00	9468,677,102.00
16 05 01 29	Facultad Artes Asab	20171331	853,600,000.00	0.00	0.00	853,600,000.00
16 05 01 29 01	Valor Historico	20171231	5,217,020.00	0.00	0.00	5,217,020.00
16 05 01 29 97	Valorizacion Histori	20171331	848,382,980.00	0.00	0.00	848,382,980.00
16 05 01 33	Sede Emisora Ud	20171331	447,125,400.00	0.00	0.00	447,125,400.00
16 05 01 33 01	Valor Historico	20171231	44,589,116.00	0.00	0.00	44,589,116.00
16 05 01 33 97	Valorizacion Histori	20171331	402,536,284.00	0.00	0.00	402,536,284.00
16 05 01 34	Facultad Tecnologica	20171331	11100,245,700.00	0.00	0.00	11100,245,700.00
16 05 01 34 01	Valor Historico	20171231	9977,043,197.00	0.00	0.00	9977,043,197.00
16 05 01 34 97	Valorizacion Histori	20171331	1123,202,503.00	0.00	0.00	1123,202,503.00
16 05 01 35	ASAB - PALACIO LA ME	20191001	9315,600,000.00	0.00	0.00	9315,600,000.00
16 05 01 35 01	Valor Historico	20191001	1151,659,110.00	0.00	0.00	1151,659,110.00

Cuenta		DESCRIPCION	ULT. MOV.	SALDO ANTERIOR	DEBITOS	CREDITOS	NUEVO SALDO
16 05 01 35 97	Valorizacion Histori	20191001	8163,940,890.00	0.00	0.00	8163,940,890.00	
16 05 01 36	Sotanos Avenida Jime	20191001	2052,972,900.00	0.00	0.00	2052,972,900.00	
16 05 01 36 01	Valor Historico	20191001	77,034,266.00	0.00	0.00	77,034,266.00	
16 05 01 36 97	Valorizacion Histori	20191001	1975,938,634.00	0.00	0.00	1975,938,634.00	
16 05 02	Rurales	20171331	178,637,500.00	0.00	0.00	178,637,500.00	
16 05 02 01	Finca El Tibar Choa	20171331	178,637,500.00	0.00	0.00	178,637,500.00	
16 05 02 01 01	Valor Historico	20171331	13,023,608.00	0.00	0.00	13,023,608.00	
16 05 02 01 97	Valorizacion Histori	20171331	165,613,892.00	0.00	0.00	165,613,892.00	
16 05 05	Terrenos De Propieda	20180802	46520,926,070.00	0.00	0.00	46520,926,070.00	
16 05 05 11	Facultad Medio Ambie	20180802	7586,954,970.00	0.00	0.00	7586,954,970.00	
16 05 05 11 01	Globo A - Lote San M	20180802	2300,525,577.00	0.00	0.00	2300,525,577.00	
16 05 05 11 02	Globo B - Call 14 No	20180802	989,818,000.00	0.00	0.00	989,818,000.00	
16 05 05 11 97	Valorizacion Histori	20180802	4296,611,393.00	0.00	0.00	4296,611,393.00	
16 05 05 12	Macarena A Facultad	20171331	12686,257,100.00	0.00	0.00	12686,257,100.00	
16 05 05 12 01	Valor Historico	20171231	4952,574,900.00	0.00	0.00	4952,574,900.00	
16 05 05 12 97	Valorizacion Histori	20171331	7733,682,200.00	0.00	0.00	7733,682,200.00	
16 05 05 13	Zona Comunal No.1 Fa	20171331	3636,744,000.00	0.00	0.00	3636,744,000.00	
16 05 05 13 01	Valor Historico	20171231	1454,050,800.00	0.00	0.00	1454,050,800.00	
16 05 05 13 97	Valorizacion Histori	20171331	2182,693,200.00	0.00	0.00	2182,693,200.00	
16 05 05 15	Sede Ciudadela Porve	20180802	22610,970,000.00	0.00	0.00	22610,970,000.00	
16 05 05 15 01	Lote 8A - Calle 52 S	20180802	10000,000,000.00	0.00	0.00	10000,000,000.00	
16 05 05 15 02	Lote 8B - Calle 52 S	20180802	7098,000,000.00	0.00	0.00	7098,000,000.00	
16 05 05 15 97	Valorizacion Histori	20180802	5512,970,000.00	0.00	0.00	5512,970,000.00	
16 15	CONSTRUCCIONES EN CU	20171331	2872,009,990.00	0.00	0.00	2872,009,990.00	
16 15 01	Edificaciones	20171331	2872,009,990.00	0.00	0.00	2872,009,990.00	
16 15 01 13	Sede Macarena B	20171331	2872,009,990.00	0.00	0.00	2872,009,990.00	
16 35	BIENES MUEBLES EN BO	20200630	0.00	2523,306,184.00	2517,614,434.00	5,691,750.00	
16 35 01	Maquinaria Y Equipo	20200226	0.00	1,943,201.00	1,943,201.00	0.00	
16 35 01 14	Grupo 2-14 Herramien	20200226	0.00	1,943,201.00	1,943,201.00	0.00	
16 35 02	Equipo Medico Y Cien	20200630	0.00	142,364,111.00	142,364,111.00	0.00	
16 35 02 10	Grupo 2-10 Equipo Y	20200630	0.00	142,364,111.00	142,364,111.00	0.00	
16 35 03	Muebles Enseres Y E	20200310	0.00	16,030,301.00	10,338,551.00	5,691,750.00	
16 35 03 16	Grupo 2-16 Libros de	20200310	0.00	16,030,301.00	10,338,551.00	5,691,750.00	
16 35 04	Equipos De Comunicac	20200624	0.00	2362,968,571.00	2362,968,571.00	0.00	
16 35 04 07	Grupo 2-07 Equipo Ma	20200602	0.00	2296,844,571.00	2296,844,571.00	0.00	
16 35 04 21	Grupo 2-21 Equipo Y	20200624	0.00	3,190,000.00	3,190,000.00	0.00	
16 35 04 22	GRUPO 2-22 SOFTWARE	20200522	0.00	62,934,000.00	62,934,000.00	0.00	
16 40	EDIFICACIONES	20200702	192209,439,168.00	0.00	0.00	192209,439,168.00	
16 40 01	Edificios Y Casas	20191001	163847,548,311.00	0.00	0.00	163847,548,311.00	
16 40 01 11	Facultad Ingenieria	20171331	40113,681,919.00	0.00	0.00	40113,681,919.00	
16 40 01 11 01	Valor Historico	20171231	23383,681,911.00	0.00	0.00	23383,681,911.00	
16 40 01 11 97	Valorizacion Histori	20171331	16730,000,008.00	0.00	0.00	16730,000,008.00	
16 40 01 12	Sede Posgrados Cl1 3	20171331	870,777,800.00	0.00	0.00	870,777,800.00	
16 40 01 12 01	Valor Historico	20171231	981,654,443.00	0.00	0.00	981,654,443.00	
16 40 01 12 97	Valorizacion Histori	20171331	110,876,643.00-	0.00	0.00	110,876,643.00-	
16 40 01 13	Facultad Tecnologica	20171331	17814,248,000.00	0.00	0.00	17814,248,000.00	
16 40 01 13 01	Valor Historico	20171231	9821,511,839.00	0.00	0.00	9821,511,839.00	
16 40 01 13 97	Valorizacion Histori	20171331	7992,736,161.00	0.00	0.00	7992,736,161.00	
16 40 01 15	Sede Ciudadela Porve	20181107	77947,405,833.00	0.00	0.00	77947,405,833.00	
16 40 01 15 01	Valor Historico	20181107	89925,010,768.00	0.00	0.00	89925,010,768.00	
16 40 01 15 97	Valorizacion Histori	20180629	11977,604,935.00-	0.00	0.00	11977,604,935.00-	
16 40 01 16	Macarena B Facultad	20171331	4209,661,700.00	0.00	0.00	4209,661,700.00	
16 40 01 16 01	Valor Historico	20171231	6887,518,500.00	0.00	0.00	6887,518,500.00	
16 40 01 16 97	Valorizacion Histori	20171331	2677,856,800.00-	0.00	0.00	2677,856,800.00-	
16 40 01 17	Finca El Tibar Choa	20171331	33,365,000.00	0.00	0.00	33,365,000.00	
16 40 01 17 01	Valor Historico	20171231	25,630,887.00	0.00	0.00	25,630,887.00	

UD 000899999230 -7

Procesado: 2020/07/30-10/30

BALANCE DE PRUEBA - SUB-AUXILIAR

Pag-0005

De : ENE 1/2020 A : MAY 31/2020

C U E N T A	D E S C R I P C I O N	U L T. M O V.	S A L D O A N T E R I O R	D E B I T O S	C R E D I T O S	N U E V O S A L D O
16 40 01 17 97	Valorizacion Histori	20171331	7,734,113.00	0.00	0.00	7,734,113.00
16 40 01 18	Sede Emisora Ud	20171331	147,429,600.00	0.00	0.00	147,429,600.00
16 40 01 18 01	Valor Historico	20171231	87,307,360.00	0.00	0.00	87,307,360.00
16 40 01 18 97	Valorizacion Histori	20171331	60,122,240.00	0.00	0.00	60,122,240.00
16 40 01 21	Facultad Artes Asab	20171331	556,608,525.00	0.00	0.00	556,608,525.00
16 40 01 21 01	Valor Historico	20171231	103,574,081.00	0.00	0.00	103,574,081.00
16 40 01 21 97	Valorizacion Histori	20171331	453,034,444.00	0.00	0.00	453,034,444.00
16 40 01 35	ASAB - Palacio La Me	20191001	20344,786,800.00	0.00	0.00	20344,786,800.00
16 40 01 35 01	Valor Histporico	20191001	2360,929,204.00	0.00	0.00	2360,929,204.00
16 40 01 35 02	Mejora - Obra Recupe	20191001	1959,228,743.00	0.00	0.00	1959,228,743.00
16 40 01 35 97	Valorizacion Histori	20191001	16024,628,853.00	0.00	0.00	16024,628,853.00
16 40 01 36	Sótano Avenida Jimen	20191001	1809,583,134.00	0.00	0.00	1809,583,134.00
16 40 01 36 01	Valor Historico	20191001	431,050,410.00	0.00	0.00	431,050,410.00
16 40 01 36 97	Valorizacion Histori	20191001	1378,532,724.00	0.00	0.00	1378,532,724.00
16 40 28	Edificaciones De Pro	20200702	28361,890,857.00	0.00	0.00	28361,890,857.00
16 40 28 11	Facultad Medio Ambie	20200702	8904,602,950.00	0.00	0.00	8904,602,950.00
16 40 28 11 01	Valor Historico	20200702	7536,772,083.00	0.00	0.00	7536,772,083.00
16 40 28 11 97	Valorizacion Histori	20171331	1367,830,867.00	0.00	0.00	1367,830,867.00
16 40 28 12	Macarena A Facultad	20171331	19354,438,907.00	0.00	0.00	19354,438,907.00
16 40 28 12 01	Valor Historico	20171231	24050,538,021.00	0.00	0.00	24050,538,021.00
16 40 28 12 97	Valorizacion Histori	20171331	4696,099,114.00-	0.00	0.00	4696,099,114.00-
16 40 28 14	Sede B Thomas Jeffer	20171331	102,849,000.00	0.00	0.00	102,849,000.00
16 40 28 14 01	Valor Historico	20171331	102,849,000.00	0.00	0.00	102,849,000.00
16 55	MAQUINARIA Y EQUIPO	20191219	834,571,908.00	0.00	0.00	834,571,908.00
16 55 01	Equipo De Construcci	20190227	304,766,293.00	0.00	0.00	304,766,293.00
16 55 01 08	Grupo 2-08 Equipos Y	20190227	304,766,293.00	0.00	0.00	304,766,293.00
16 55 05	Equipo De Música	20191219	131,203,631.00	0.00	0.00	131,203,631.00
16 55 05 02	Grupo 2-02 Discoteca	20191219	131,203,631.00	0.00	0.00	131,203,631.00
16 55 06	Equipo De Recreación	20190930	350,970,193.00	0.00	0.00	350,970,193.00
16 55 06 09	Grupo 2-09 Maquinari	20190930	350,970,193.00	0.00	0.00	350,970,193.00
16 55 11	Herramientas Y Acces	20190930	47,631,791.00	0.00	0.00	47,631,791.00
16 55 11 14	Grupo 2-14 Herramien	20190930	47,631,791.00	0.00	0.00	47,631,791.00
16 60	EQUIPO MÉDICO Y CIEN	20200630	8270,896,323.00	142,364,111.00	0.00	8413,260,434.00
16 60 02	Equipo De Laboratori	20200630	8219,908,147.00	142,364,111.00	0.00	8362,272,258.00
16 60 02 10	Grupo 2-10 Maquinari	20200630	8219,908,147.00	142,364,111.00	0.00	8362,272,258.00
16 60 90	Otro Equipo Medico Y	20191212	50,988,176.00	0.00	0.00	50,988,176.00
16 60 90 01	Grupo 2-11 Elementos	20191212	50,988,176.00	0.00	0.00	50,988,176.00
16 65	MUEBLES ENSERES Y E	20191108	6530,596,624.00	0.00	0.00	6530,596,624.00
16 65 01	Muebles Y Enseres	20191108	1503,054,763.00	0.00	0.00	1503,054,763.00
16 65 01 18	Grupo 2-18 Mobiliari	20191108	1503,054,763.00	0.00	0.00	1503,054,763.00
16 65 02	Equipo Y Máquina De	20190829	5026,555,361.00	0.00	0.00	5026,555,361.00
16 65 02 12	Grupo 2-12 Equipo Ma	20190829	5026,555,361.00	0.00	0.00	5026,555,361.00
16 65 90	Otros Muebles Enser	20181231	986,500.00	0.00	0.00	986,500.00
16 65 90 21	Elementos De Arte	20181231	986,500.00	0.00	0.00	986,500.00
16 70	EQUIPOS DE COMUNICAC	20200624	5966,428,025.00	2300,034,571.00	0.00	8266,462,596.00
16 70 01	Equipo De Comunicaci	20200602	2640,044,921.00	2296,844,571.00	0.00	4936,889,492.00
16 70 01 07	Grupo 2-07 Equipo Ma	20200602	2640,044,921.00	2296,844,571.00	0.00	4936,889,492.00
16 70 02	Equipo De Computació	20200624	3326,383,104.00	3,190,000.00	0.00	3329,573,104.00
16 70 02 21	Grupo 2-21 Equipo Ma	20200624	3326,383,104.00	3,190,000.00	0.00	3329,573,104.00
16 75	EQUIPOS DE TRANSPORT	20181231	294,714,234.00	0.00	0.00	294,714,234.00
16 75 02	Terrestre	20181231	294,714,234.00	0.00	0.00	294,714,234.00
16 75 02 13	Grupo 2-13 Equipo Ma	20181231	294,714,234.00	0.00	0.00	294,714,234.00
16 80	EQUIPOS DE COMEDOR	20191008	15,970,484.00	0.00	0.00	15,970,484.00
16 80 02	Equipo De Restaurant	20191008	15,970,484.00	0.00	0.00	15,970,484.00
16 80 02 06	Grupo 2-06 Equipo Y	20191008	15,970,484.00	0.00	0.00	15,970,484.00
16 81	BIENES DE ARTE Y CUL	20200227	9,296,091.00	4,646,801.00	0.00	13,942,892.00

C U E N T A		D E S C R I P C I O N		ULT. MOV.	SALDO ANTERIOR	DEBITOS	CREDITOS	NUEVO SALDO
16 81 07	Libros Y Publicacion	20200227	9,296,091.00	4,646,801.00	0.00	13,942,892.00		
16 81 07 16	Grupo 2-16 Libros Y	20200227	9,296,091.00	4,646,801.00	0.00	13,942,892.00		
16 85	DEPRECIACIÓN ACUMULA	20201231	9746,980,609.00-	0.00	460,109,000.00	10207,089,609.00-		
16 85 01	Edificaciones	20201231	2797,179,904.00-	0.00	460,109,000.00	3257,288,904.00-		
16 85 01 01	Facultad Ingenieria	20201231	679,543,991.00-	0.00	113,257,332.00	792,801,323.00-		
16 85 01 02	Sede Posgrados C11 3	20201231	19,273,488.00-	0.00	3,212,248.00	22,485,736.00-		
16 85 01 03	Facultad Tecnologica	20201231	315,995,569.00-	0.00	52,665,928.00	368,661,497.00-		
16 85 01 04	Macarena B Facultad	20201231	77,415,958.00-	0.00	12,902,660.00	90,318,618.00-		
16 85 01 05	Finca El Tibar Choac	20201231	1,179,243.00-	0.00	196,540.00	1,375,783.00-		
16 85 01 06	Facultad Artes Asab	20201231	12,042,339.00-	0.00	2,007,056.00	14,049,395.00-		
16 85 01 07	Sede Emisora Ud	20201231	3,155,087.00-	0.00	525,848.00	3,680,935.00-		
16 85 01 08	Sede Ciudadela Porve	20201231	1144,174,644.00-	0.00	184,608,124.00	1328,782,768.00-		
16 85 01 09	Facultad Medio Ambie	20201231	156,327,240.00-	0.00	26,054,540.00	182,381,780.00-		
16 85 01 10	Macarena A Facultad	20201231	378,358,826.00-	0.00	63,059,804.00	441,418,630.00-		
16 85 01 11	Sede B Thomas Jeffer	20201231	9,713,519.00-	0.00	1,618,920.00	11,332,439.00-		
16 85 04	Maquinaria Y Equipo	20181231	295,422,106.00-	0.00	0.00	295,422,106.00-		
16 85 04 02	Grupo 2-02 Discoteca	20181231	255,836,404.00-	0.00	0.00	255,836,404.00-		
16 85 04 08	Grupo 2-08 Equipos y	20181231	12,641,995.00-	0.00	0.00	12,641,995.00-		
16 85 04 09	Grupo 2-09 Maquinari	20181231	20,196,058.00-	0.00	0.00	20,196,058.00-		
16 85 04 14	Grupo 2-14 Herramient	20181231	6,747,649.00-	0.00	0.00	6,747,649.00-		
16 85 05	Equipo Medico Y Cien	20181231	2812,735,893.00-	0.00	0.00	2812,735,893.00-		
16 85 05 10	Grupo 2-10 Maquinari	20181231	2782,959,809.00-	0.00	0.00	2782,959,809.00-		
16 85 05 11	Grupo 2-11 Elementos	20181231	29,776,084.00-	0.00	0.00	29,776,084.00-		
16 85 06	Muebles Enseres Y E	20181231	659,281,509.00-	0.00	0.00	659,281,509.00-		
16 85 06 12	Grupo 2-12 Equipo Ma	20181231	69,037,335.00-	0.00	0.00	69,037,335.00-		
16 85 06 18	Grupo 2-18 Mobiliari	20181231	590,244,174.00-	0.00	0.00	590,244,174.00-		
16 85 07	Equipos De Comunicac	20181231	3173,838,054.00-	0.00	0.00	3173,838,054.00-		
16 85 07 07	Grupo 2-07 Equipo Ma	20181231	1065,386,892.00-	0.00	0.00	1065,386,892.00-		
16 85 07 21	Grupo 2-21 Equipo Ma	20181231	2108,451,162.00-	0.00	0.00	2108,451,162.00-		
16 85 08	Equipos De Transport	20181231	8,033,143.00-	0.00	0.00	8,033,143.00-		
16 85 08 13	Grupo 2-13 Equipo Ma	20181231	8,033,143.00-	0.00	0.00	8,033,143.00-		
16 85 09	Equipos De Comedor	20180928	490,000.00-	0.00	0.00	490,000.00-		
16 85 09 06	Grupo 2-06 Equipo y	20180928	490,000.00-	0.00	0.00	490,000.00-		
16 95	DETERIORO ACUMULADO	20200201	2872,009,990.00-	2872,009,990.00	2872,009,990.00	2872,009,990.00-		
16 95 03	Construcciones en cu	20200201	0.00	0.00	2872,009,990.00	2872,009,990.00-		
16 95 04	Maquinaria planta y	20200201	2872,009,990.00-	2872,009,990.00	0.00	0.00		
17	BIENES DE USO PÚBLIC	20200309	70840,847,568.00	89,250,000.00	44,625,000.00	70885,472,568.00		
17 05	BIENES DE USO PÚBLIC	20180322	4703,184,968.00	0.00	0.00	4703,184,968.00		
17 05 10	Bibliotecas	20180322	4703,184,968.00	0.00	0.00	4703,184,968.00		
17 05 10 01	Segunda Etapa Biblio	20180322	4703,184,968.00	0.00	0.00	4703,184,968.00		
17 10	BIENES DE USO PÚBLIC	20190329	66137,662,600.00	0.00	0.00	66137,662,600.00		
17 10 10	Bibliotecas	20190329	33102,324,600.00	0.00	0.00	33102,324,600.00		
17 10 10 01	Centro Cultural Ramón	20190329	33102,324,600.00	0.00	0.00	33102,324,600.00		
17 10 10 01 02	Construcción	20171231	29788,141,975.00	0.00	0.00	29788,141,975.00		
17 10 10 01 97	Valorización Histori	20190329	3314,182,625.00	0.00	0.00	3314,182,625.00		
17 10 14	Terrenos	20190329	33035,338,000.00	0.00	0.00	33035,338,000.00		
17 10 14 01	Centro Cultural Bibl	20190329	33035,338,000.00	0.00	0.00	33035,338,000.00		
17 10 14 01 01	Valor Histórico	20190329	7613,741,800.00	0.00	0.00	7613,741,800.00		
17 10 14 01 97	Valorización Terreno	20190329	25421,596,200.00	0.00	0.00	25421,596,200.00		
17 15	BIENES HISTÓRICOS Y	20200309	0.00	89,250,000.00	44,625,000.00	44,625,000.00		
17 15 01	Monumentos	20200309	0.00	89,250,000.00	44,625,000.00	44,625,000.00		
17 15 01 01	Asab Palacio La Merc	20200309	0.00	89,250,000.00	44,625,000.00	44,625,000.00		
17 15 01 01 02	Construcción	20200309	0.00	89,250,000.00	44,625,000.00	44,625,000.00		
19	OTROS ACTIVOS	20200727	2954032,892,090.00	22536,743,882.00	7042,328,727.00	2969527,307,245.00		

C U E N T A	D E S C R I P C I O N	U L T. M O V.	S A L D O A N T E R I O R	D E B I T O S	C R E D I T O S	N U E V O S A L D O
19 02	PLAN DE ACTIVOS PARA	20200727	1954,169,291.00	753,605,410.00	685,338,830.00	2022,435,871.00
19 02 01	Efectivo Y Equivalen	20200727	1276,505,226.00	56,287,711.00	1,862,500.00	1330,930,437.00
19 02 01 01	Banco Occid 81451-9	20200727	1276,505,226.00	56,287,711.00	1,862,500.00	1330,930,437.00
19 02 03	Inversiones	20200630	677,664,065.00	697,317,699.00	683,476,330.00	691,505,434.00
19 02 03 01	CDT Fondo Prestamos	20200604	675,316,919.00	683,490,280.00	675,316,919.00	683,490,280.00
19 02 03 97	Valorización CDT Fon	20200630	2,347,146.00	13,827,419.00	8,159,411.00	8,015,154.00
19 04	PLAN DE ACTIVOS PARA	20200727	2889384,560,381.00	8159,982,617.00	2401,911,060.00	2895142,631,938.00
19 04 01	Efectivo Y Equivalen	20200727	394,719,738.00	38,400,675.00	0.00	433,120,413.00
19 04 01 01	Banco De Occidente F	20200727	394,719,738.00	38,400,675.00	0.00	433,120,413.00
19 04 02	Recursos Entregados	20200630	112612,714,351.00	5671,028,762.00	0.00	118283,743,113.00
19 04 02 01	Estampilla Ud 1.0	20200630	78410,128,037.00	422,382,400.00	0.00	78832,510,437.00
19 04 02 02	Estampilla Ud 1.1%	20200630	11408,936,754.00	3035,048,800.00	0.00	14443,985,554.00
19 04 02 03	Rendimiento Estampil	20200630	22436,918,517.00	1965,824,860.00	0.00	24402,743,377.00
19 04 02 04	Rendimientos Estampi	20200630	356,731,043.00	247,772,702.00	0.00	604,503,745.00
19 04 03	Inversiones	20200630	2381,485,270.00	2450,553,180.00	2401,911,060.00	2430,127,390.00
19 04 03 01	Valor Nominal CDT Pe	20200604	2373,236,795.00	2401,960,080.00	2373,236,795.00	2401,960,080.00
19 04 03 97	Valorización CDT Pen	20200630	8,248,475.00	48,593,100.00	28,674,265.00	28,167,310.00
19 04 08	DERECHOS POR COBRAR	20191231	2773995,641,022.00	0.00	0.00	2773995,641,022.00
19 04 08 01	Concurrencia Ministe	20191231	503186,308,343.00	0.00	0.00	503186,308,343.00
19 04 08 02	Concurrencia Secreta	20191231	2270809,332,679.00	0.00	0.00	2270809,332,679.00
19 05	BIENES Y SERVICIOS P	20200630	1157,365,328.00	1763,613,137.00	1145,175,831.00	1775,802,634.00
19 05 01	Seguros	20200630	864,004,970.00	1724,210,967.00	1105,773,661.00	1482,442,276.00
19 05 01 02	Seguros Pagados Por	20200630	864,004,970.00	1724,210,967.00	1105,773,661.00	1482,442,276.00
19 05 05	Impresos Publicacio	20200630	293,360,358.00	39,402,170.00	39,402,170.00	293,360,358.00
19 05 05 01	Impresos Y Publicaci	20200630	293,360,358.00	39,402,170.00	39,402,170.00	293,360,358.00
19 06	AVANCES Y ANTICIPOS	20200727	434,209,457.00	1182,920,674.00	417,577,313.00	1199,552,818.00
19 06 03	Avances Para Viático	20191226	250,661,028.00	0.00	0.00	250,661,028.00
19 06 03 01	Avances Para Viático	20171231	621,644.00	0.00	0.00	621,644.00
19 06 03 02	Avance Estudios Doce	20191226	250,039,384.00	0.00	0.00	250,039,384.00
19 06 04	Anticipo para Adquis	20200727	150,048,429.00	1182,920,674.00	417,577,313.00	915,391,790.00
19 06 04 01	Adquisicion Bienes	20200220	0.00	507,012,132.00	0.00	507,012,132.00
19 06 04 03	Otros Avances Y Anti	20200724	36,649,624.00	600,729,522.00	417,577,313.00	219,801,833.00
19 06 04 04	Avance Adquisicion B	20200131	98,951,937.00	9,809,886.00	0.00	108,761,823.00
19 06 04 05	Depositos Entregados	20200727	14,446,868.00	65,369,134.00	0.00	79,816,002.00
19 06 90	Otros Avances Y Anti	20190801	33,500,000.00	0.00	0.00	33,500,000.00
19 06 90 01	Otros Avances Y Anti	20190801	33,500,000.00	0.00	0.00	33,500,000.00
19 08	RECURSOS ENTREGADOS	20200706	60141,968,939.00	10488,212,961.00	2266,850,610.00	68363,331,290.00
19 08 01	En Administración	20200706	60141,968,939.00	10488,212,961.00	2266,850,610.00	68363,331,290.00
19 08 01 01	Recaudo Estampilla U	20200706	45527,946,843.00	9277,210,250.00	1674,384,016.00	53130,773,077.00
19 08 01 01 01	Estampilla UD 1%	20200630	24559,737,065.00	1689,588,250.00	60,594,626.00	26188,730,689.00
19 08 01 01 02	Estampilla UD 1.1%	20200706	20968,209,778.00	7587,622,000.00	1613,789,390.00	26942,042,388.00
19 08 01 02	Rendimientos Fros Es	20200630	14614,022,096.00	1211,002,711.00	592,466,594.00	15232,558,213.00
19 08 01 02 01	Rendimientos Fros Es	20200630	13799,856,727.00	747,983,156.00	592,466,594.00	13955,373,289.00
19 08 01 02 02	Rendimientos Fros Es	20200630	814,165,369.00	463,019,555.00	0.00	1277,184,924.00
19 09	DEPÓSITOS ENTREGADOS	20191231	862,030,168.00	0.00	0.00	862,030,168.00
19 09 02	Para Bienes	20190322	35,887,023.00	0.00	0.00	35,887,023.00
19 09 03	Depósitos Judiciales	20191231	826,143,145.00	0.00	0.00	826,143,145.00
19 70	ACTIVOS INTANGIBLES	20200618	359,467,574.00	188,409,083.00	125,475,083.00	422,401,574.00
19 70 07	Licencias	20200618	66,866,406.00	125,475,083.00	125,475,083.00	66,866,406.00
19 70 07 01	Renovaciones de Lice	20200618	66,866,406.00	125,475,083.00	125,475,083.00	66,866,406.00
19 70 08	Softwares	20200522	292,601,168.00	62,934,000.00	0.00	355,535,168.00
19 70 08 22	Grupo 2-22 Dev Softw	20200522	292,601,168.00	62,934,000.00	0.00	355,535,168.00
19 75	AMORTIZACIÓN ACUMULA	20180928	260,879,048.00-	0.00	0.00	260,879,048.00-
19 75 08	Softwares	20180928	260,879,048.00-	0.00	0.00	260,879,048.00-
19 75 08 01	Grupo 2-22 Devolutiv	20180928	260,879,048.00-	0.00	0.00	260,879,048.00-

C U E N T A	D E S C R I P C I O N	U L T. M O V.	S A L D O A N T E R I O R	D E B I T O S	C R E D I T O S	N U E V O S A L D O
24	CUENTAS POR PAGAR	20201228	12096,350,827.00-	85373,359,336.00	89551,349,346.00	16274,340,837.00-
24 01	ADQUISICIÓN DE BIENE	20200727	2822,161,162.00-	9089,929,778.00	10429,626,813.00	4161,858,197.00-
24 01 01	Bienes Y Servicios	20200727	2822,161,162.00-	9089,929,778.00	10429,626,813.00	4161,858,197.00-
24 01 01 01	Adquisicion De Biene	20200727	0.00	3363,869,183.00	3363,869,183.00	0.00
24 01 01 02	Adquisicion de Servi	20200724	0.00	2973,715,234.00	2973,715,234.00	0.00
24 01 01 90	Entradas de Almacen	20200727	2822,161,162.00-	2752,345,361.00	4092,042,396.00	4161,858,197.00-
24 07	RECURSOS A FAVOR DE	20200727	4853,041,219.00-	16034,237,643.00	17002,960,027.00	5821,763,603.00-
24 07 20	Recaudos Por Clasifi	20200303	242,454,165.00-	209,871,919.00	3,475,563.00	36,057,809.00-
24 07 20 03	Consignaciones Por I	20200303	242,454,165.00-	209,871,919.00	3,475,563.00	36,057,809.00-
24 07 26	Rendimientos Financi	20200727	3529,923,959.00-	0.00	67,371,832.00	3597,295,791.00-
24 07 26 23	Intereses Cdt Pensio	20200630	2641,152,638.00-	0.00	48,642,120.00	2689,794,758.00-
24 07 26 25	Intereses Cdt Presta	20200630	686,945,194.00-	0.00	13,841,369.00	700,786,563.00-
24 07 26 26	Cta Ahorro Estruc Pe	20200727	201,826,127.00-	0.00	4,888,343.00	206,714,470.00-
24 07 90	Otros Recursos A Fav	20200727	1080,663,095.00-	15824,365,724.00	16932,112,632.00	2188,410,003.00-
24 07 90 01	Por Prestamos U D	20200721	0.00	0.00	954,416.00	954,416.00-
24 07 90 02	Recaudo Icetex	20200727	720,311,810.00-	253,870,373.00	572,895,818.00	1039,337,255.00-
24 07 90 03	Recaudo Ecaes	20181231	7,267,100.00-	0.00	0.00	7,267,100.00-
24 07 90 04	Recaudo Seguro Estud	20200723	227,190,914.00-	54,013,672.00	204,578,326.00	377,755,568.00-
24 07 90 05	Devoluciones	20200724	985,160.00-	304,105,875.00	303,988,715.00	868,000.00-
24 07 90 13	Matriculas De Honor	20200212	781,242.00-	49,686,960.00	49,686,960.00	781,242.00-
24 07 90 18	Consignaciones Errad	20200703	6,713,046.00-	0.00	0.00	6,713,046.00-
24 07 90 21	Otros Acreedores	20200727	14,004,910.00-	15116,928,904.00	15203,389,773.00	100,465,779.00-
24 07 90 25	Ingresos por Identif	00000000	60,569,962.00-	3,721,056.00	27,275,520.00	84,124,426.00-
24 07 90 27	Reintegros Convenios	00000000	6,414,817.00-	28,139,807.00	24,788,109.00	3,063,119.00-
24 07 90 28	Otros Recaudos Para	20200724	26,924,134.00-	13,899,077.00	3,054,995.00	16,080,052.00-
24 07 90 31	Ingreso Convenio 80	20200529	9,500,000.00-	0.00	541,500,000.00	551,000,000.00-
24 24	DESCUENTOS DE NÓMINA	20200727	1833,160,258.00-	33511,627,987.00	34418,833,273.00	2740,365,544.00-
24 24 01	Aportes A Fondos Pen	20200724	880,135,027.00-	9607,798,762.00	9307,234,754.00	579,571,019.00-
24 24 01 01	Giro Pensiones Nomin	20200721	827,662,305.00-	6164,820,875.00	5359,808,570.00	22,650,000.00-
24 24 01 02	Valor Descontado al	20200724	52,472,722.00-	3442,977,887.00	3947,426,184.00	556,921,019.00-
24 24 01 02 01	Nómina Administrativ	20200721	52,472,722.00-	706,726,122.00	701,549,395.00	47,295,995.00-
24 24 01 02 02	Nómina de Docentes	20200721	0.00	1761,959,203.00	2007,876,377.00	245,917,174.00-
24 24 01 02 03	Nómina de Pensionado	20200724	0.00	209,982,200.00	239,438,600.00	29,456,400.00-
24 24 01 02 04	Nómina Hora Cátedra	20200707	0.00	495,211,662.00	609,174,235.00	113,962,573.00-
24 24 01 02 05	Nómina Hora Cátedra	20200707	0.00	269,098,700.00	320,640,200.00	51,541,500.00-
24 24 01 02 90	Saldo Inicial	20200102	0.00	0.00	68,747,377.00	68,747,377.00-
24 24 02	Aportes A Seguridad	20200724	917,186,007.00-	13902,698,837.00	14230,202,189.00	1244,689,359.00-
24 24 02 01	Pago Salud Nominas	20200708	640,572,012.00-	6601,009,182.00	5960,437,170.00	0.00
24 24 02 02	Valor Descontado al	20200724	276,613,995.00-	7301,689,655.00	8269,765,019.00	1244,689,359.00-
24 24 02 02 01	Nómina de Administra	20200721	276,613,995.00-	1345,482,523.00	1111,560,548.00	42,692,020.00-
24 24 02 02 02	Nómina de Docentes	20200721	0.00	1384,398,816.00	1578,902,256.00	194,503,440.00-
24 24 02 02 03	Nómina de Pensionado	20200724	0.00	3861,529,500.00	4396,481,420.00	534,951,920.00-
24 24 02 02 04	Nómina Hora Cátedra	20200707	0.00	463,448,916.00	567,432,164.00	103,983,248.00-
24 24 02 02 05	Nómina Hora Catedra	20200707	0.00	246,829,900.00	297,300,300.00	50,470,400.00-
24 24 02 02 90	Saldo Inicial	20200630	0.00	0.00	318,088,331.00	318,088,331.00-
24 24 04	Sindicatos	20200724	61,269.00-	426,892,034.00	427,300,121.00	469,356.00-
24 24 05	Cooperativas	20200724	0.00	211,024,001.00	227,400,772.00	16,376,771.00-
24 24 06	Fondos De Empleados	20200724	8,190,594.00-	4811,694,966.00	5263,749,742.00	460,245,370.00-
24 24 07	Libranzas	20200727	200,000.00-	1855,181,196.00	2010,445,385.00	155,464,189.00-
24 24 08	Contrato de Medicina	20200724	70,070.00-	1695,094,031.00	1806,132,316.00	111,108,355.00-
24 24 11	Embargos Judiciales	20200724	1,156,695.00-	162,706,264.00	200,913,907.00	39,364,338.00-
24 24 13	Cuenta de Ahorro Fom	20200721	0.00	127,978,626.00	156,989,198.00	29,010,572.00-
24 24 90	Otros Descuentos De	20200724	26,160,596.00-	710,559,270.00	788,464,889.00	104,066,215.00-
24 24 90 01	Asociacion De Tercer	20200724	353,275.00-	504,055,757.00	605,313,697.00	101,611,215.00-
24 24 90 02	Descuento a empleado	20200708	19,854,400.00-	192,367,600.00	174,968,200.00	2,455,000.00-

C U E N T A		D E S C R I P C I O N		ULT. MOV.	SALDO ANTERIOR	DEBITOS	CREDITOS	NUEVO SALDO
24 24 90 02 01	Pagos ARL Mi Planill	20200708	0.00	116,894,400.00	116,894,400.00	0.00		
24 24 90 02 05	Nómina Hora Catedra	20200708	0.00	8,073,000.00	10,300,300.00	2,227,300.00-		
24 24 90 02 90	Saldo Inicial	20200707	19,854,400.00-	67,400,200.00	47,773,500.00	227,700.00-		
24 24 90 04	Descuentos Para Pens	20200430	0.00	7,550,000.00	7,550,000.00	0.00		
24 24 90 05	Descuentos para terc	20200214	5,952,921.00-	6,585,913.00	632,992.00	0.00		
24 36	RETENCIÓN EN LA FUEN	20200727	1455,846,079.00-	3556,250,137.00	3438,020,008.00	1337,615,950.00-		
24 36 03	Honorarios	20200722	53,926,231.00-	140,313,405.00	95,727,528.00	9,340,354.00-		
24 36 03 21	Honorarios 10%	20200722	42,043,782.00-	105,232,599.00	66,700,910.00	3,512,093.00-		
24 36 03 22	Honorarios 11%	20200714	4,011,602.00-	22,019,056.00	23,835,715.00	5,828,261.00-		
24 36 03 23	Honorarios 7% Profes	20200715	2,885,194.00-	3,319,926.00	434,732.00	0.00		
24 36 03 32	Diseño Pag Web Y Con	20200722	4,985,653.00-	9,741,824.00	4,756,171.00	0.00		
24 36 05	Servicios	20200724	78,443,262.00-	158,206,306.00	105,962,596.00	26,199,552.00-		
24 36 05 51	Servicios En General	20200706	4,019,035.00-	9,176,075.00	6,723,040.00	1,566,000.00-		
24 36 05 52	Servicios Genral Dec	20200724	40,480,412.00-	87,859,178.00	59,457,372.00	12,078,606.00-		
24 36 05 55	Transporte Aereo Mar	20200113	18,138.00-	18,138.00	0.00	0.00		
24 36 05 57	Servicios 2% Aseo-Vi	20200724	7,043,670.00-	11,592,128.00	5,092,192.00	543,734.00-		
24 36 05 70	Transporte nal pasaj	20200612	9,430,449.00-	27,828,135.00	20,505,034.00	2,107,348.00-		
24 36 05 72	Restaurantes Hotele	20200713	17,451,558.00-	21,732,652.00	14,184,958.00	9,903,864.00-		
24 36 06	Arrendamientos	20200706	17,833,614.00-	74,607,632.00	65,660,908.00	8,886,890.00-		
24 36 06 13	Bienes Inmuebles No	20200706	17,833,614.00-	74,607,632.00	65,660,908.00	8,886,890.00-		
24 36 08	Compras	20200727	22,555,720.00-	42,164,072.00	49,306,720.00	29,698,368.00-		
24 36 08 25	Compras 3.5% No Decl	20200706	2,777,746.00-	6,640,752.00	3,983,336.00	120,330.00-		
24 36 08 26	Compras 2 5% Declara	20200727	19,777,974.00-	35,523,320.00	45,323,384.00	29,578,038.00-		
24 36 15	Rentas De Trabajo	20200727	293,324,631.00-	851,734,089.00	647,334,191.00	88,924,733.00-		
24 36 15 11	Salarios Y Pagos Lab	20200721	208,634,165.00-	509,187,623.00	372,717,191.00	72,163,733.00-		
24 36 15 12	Contratistas Rentas	20200727	84,690,466.00-	342,546,466.00	274,617,000.00	16,761,000.00-		
24 36 25	Impuesto A Las Venta	20200727	82,930,982.00-	226,868,198.00	201,029,954.00	57,092,738.00-		
24 36 25 14	Impuesto A Las Venta	20200727	82,930,982.00-	226,868,198.00	201,029,954.00	57,092,738.00-		
24 36 26	Contratos De Constr	20200706	185,200.00-	324,359.00	139,159.00	0.00		
24 36 26 11	Contratos De Obra Al	20200706	185,200.00-	324,359.00	139,159.00	0.00		
24 36 27	Retención De Impuest	20200727	270,576,309.00-	414,271,054.00	365,482,352.00	221,787,607.00-		
24 36 27 11	Reteica 9 66 X Mil	20200727	232,544,450.00-	361,500,442.00	327,188,116.00	198,232,124.00-		
24 36 27 12	Reteica 11 04 X Mil	20200727	21,176,618.00-	31,350,137.00	27,336,441.00	17,162,922.00-		
24 36 27 13	Reteica 6 9 X Mil	20200706	3,103,949.00-	5,804,229.00	2,823,033.00	122,753.00-		
24 36 27 15	Reteica 4 14 X Mil	20200630	926,453.00-	1,683,935.00	1,681,976.00	924,494.00-		
24 36 27 17	Reteica 13 8 X Mil	20200713	12,824,839.00-	13,932,311.00	6,452,786.00	5,345,314.00-		
24 36 30	IMPUESTO SOLIDARIO P	20200724	0.00	0.00	607,189,857.00	607,189,857.00-		
24 36 30 01	IMPUESTO SOLIDARIO P	20200724	0.00	0.00	607,189,857.00	607,189,857.00-		
24 36 31	APORTE SOLIDARIO COL	20200723	0.00	20,189.00	1,730,527.00	1,710,338.00-		
24 36 31 01	APORTE SOLIDARIO COL	20200723	0.00	20,189.00	1,730,527.00	1,710,338.00-		
24 36 90	Otras Retenciones	20200727	636,070,130.00-	1647,740,833.00	1298,456,216.00	286,785,513.00-		
24 36 90 51	Estimulos Academicos	20200716	3,583,048.00-	4,044,170.00	9,851,938.00	9,390,816.00-		
24 36 90 53	Sar No Declarantes 3	20200413	21,056,063.00-	24,434,339.00	3,378,276.00	0.00		
24 36 90 54	Sar Declarantes 2.5	20200706	0.00	23,443,269.00	24,795,702.00	1,352,433.00-		
24 36 90 60	Estampilla U D 1.0 %	20200713	3,249,998.00-	6,717,222.00	3,467,224.00	0.00		
24 36 90 62	Estampilla 1.1.% Udi	20200727	101,581,467.00-	232,341,909.00	186,549,259.00	55,788,817.00-		
24 36 90 70	Estampilla Pro-Cultu	20200727	101,357,539.00-	271,553,699.00	214,246,782.00	44,050,622.00-		
24 36 90 80	Estampilla Pro-Adult	20200713	85,854.00-	386,402.00	300,548.00	0.00		
24 36 90 82	Estampilla Pro Adult	20200727	405,156,161.00-	1084,819,823.00	855,866,487.00	176,202,825.00-		
24 40	IMPUESTOS CONTRIBUC	20200706	144,116,529.00-	30,215,985.00	27,437,985.00	141,338,529.00-		
24 40 23	Contribuciones	20200706	144,116,529.00-	30,215,985.00	27,437,985.00	141,338,529.00-		
24 60	CRÉDITOS JUDICIALES	20200715	0.00	195,243,382.00	200,866,182.00	5,622,800.00-		
24 60 02	Sentencias	20200715	0.00	195,243,382.00	200,866,182.00	5,622,800.00-		
24 60 02 01	Sentencias Y Concili	20200715	0.00	195,243,382.00	200,866,182.00	5,622,800.00-		
24 90	OTRAS CUENTAS POR PA	20201228	988,025,580.00-	22955,854,424.00	24033,605,058.00	2065,776,214.00-		
24 90 28	Seguros	20200528	8,387,318.00-	1724,210,967.00	1724,210,967.00	8,387,318.00-		

UD 00089999230 -7

Procesado: 2020/07/30-10/30

BALANCE DE PRUEBA - SUB-AUXILIAR

Pag-0010

De : ENE 1/2020 A : MAY 31/2020

C U E N T A	D E S C R I P C I O N	U L T. M O V.	S A L D O A N T E R I O R	D E B I T O S	C R E D I T O S	N U E V O S A L D O
24 90 32	Cheques No Cobrados	20201228	89,393,149.00-	18,876,951.00	35,915,193.00	106,431,391.00-
24 90 32 01	No Reclamados	20200623	47,169,107.00-	0.00	2,406,849.00	49,575,956.00-
24 90 32 03	Efectivos No Cobrado	20201228	42,224,042.00-	18,876,951.00	33,508,344.00	56,855,435.00-
24 90 50	Aportes Al Icbf Y Se	20200724	640,699,937.00-	2738,803,330.00	2103,492,165.00	5,388,772.00-
24 90 51	Servicios Públicos	20200727	0.00	1781,643,929.00	1788,304,569.00	6,660,640.00-
24 90 54	Honorarios	20200728	3,137,327.00-	13539,423,483.00	14164,972,550.00	628,686,394.00-
24 90 55	Servicios	20200727	360,286.00-	1139,049,189.00	1138,688,903.00	0.00
24 90 55 01	Servicios Tecnicos	20200727	0.00	714,818,806.00	714,818,806.00	0.00
24 90 55 02	Transportes Y Acarre	20200605	360,286.00-	424,230,383.00	423,870,097.00	0.00
24 90 57	Excedentes financier	20191331	235,872,923.00-	0.00	0.00	235,872,923.00-
24 90 57 01	Saldos de Convenios	20191331	91,895,542.00-	0.00	0.00	91,895,542.00-
24 90 57 02	Saldos Contratos	20191331	143,977,381.00-	0.00	0.00	143,977,381.00-
24 90 58	Arrendamiento Operat	20200724	0.00	497,983,745.00	497,983,745.00	0.00
24 90 90	Otras Cuentas Por Pa	20200723	10,174,640.00-	1515,862,830.00	2580,036,966.00	1074,348,776.00-
24 90 90 02	Retenciones a UD del	00000000	0.00	583,456,736.00	676,980,257.00	93,523,521.00-
24 90 90 06	Suscripciones	20200723	5,656,190.00-	73,490,182.00	76,802,646.00	8,968,654.00-
24 90 90 08	CUENTAS POR PAGAR EN	00000000	4,518,450.00-	3,831,000.00	559,963.00	1,247,413.00-
24 90 90 09	CUENTAS POR PAGAR BE	00000000	0.00	855,084,912.00	1825,694,100.00	970,609,188.00-
25	BENEFICIOS A LOS EMP	20200727	986071,598,939.00-	95970,010,421.00	78449,795,266.00	968551,383,784.00-
25 11	BENEFICIOS A LOS EMP	20200727	10292,683,329.00-	46365,708,163.00	52384,236,931.00	16311,212,097.00-
25 11 01	Nómina Por Pagar	20200727	2,997,958.00-	39013,691,281.00	39028,317,996.00	17,624,673.00-
25 11 02	Cesantías	20200727	6158,567,492.00-	6562,434,184.00	2207,808,270.00	1803,941,578.00-
25 11 02 01	Cesantías por girar	20200727	13,517,000.00-	403,454,944.00	920,568,648.00	530,630,704.00-
25 11 02 02	Cesantías Causadas	20200207	6145,050,492.00-	6158,979,240.00	13,928,748.00	0.00
25 11 02 11	Cesantias Regomen Nu	20200626	0.00	0.00	1273,310,874.00	1273,310,874.00-
25 11 03	Intereses Sobre Cesa	20200626	750,538,535.00-	750,449,472.00	39,527,982.00	39,617,045.00-
25 11 03 11	Intereses Sobre Cesa	20200626	750,538,535.00-	750,449,472.00	39,527,982.00	39,617,045.00-
25 11 04	Vacaciones	20200626	0.00	0.00	3162,071,867.00	3162,071,867.00-
25 11 04 11	Vacaciones Provision	20200626	0.00	0.00	3162,071,867.00	3162,071,867.00-
25 11 05	Prima de vacaciones	20200626	0.00	0.00	1582,933,936.00	1582,933,936.00-
25 11 05 11	Prima de vacaciones	20200626	0.00	0.00	1582,933,936.00	1582,933,936.00-
25 11 06	Prima de servicios	20200626	3380,579,344.00-	0.00	3162,221,827.00	6542,801,171.00-
25 11 06 11	Prima de servicios p	20200626	3380,579,344.00-	0.00	3162,221,827.00	6542,801,171.00-
25 11 07	Prima de navidad	20200626	0.00	0.00	3162,221,827.00	3162,221,827.00-
25 11 07 11	Prima de navidad Pro	20200626	0.00	0.00	3162,221,827.00	3162,221,827.00-
25 11 12	Auxilios Funerarios	20200617	0.00	39,133,226.00	39,133,226.00	0.00
25 12	BENEFICIOS A LOS EMP	20200724	9114,768,820.00-	1216,489,423.00	1888,760,993.00	9787,040,390.00-
25 12 04	Cesantías Retroactiv	20200724	9114,768,820.00-	1216,489,423.00	1888,760,993.00	9787,040,390.00-
25 12 04 01	Cesantías por Girar	20200724	9114,768,820.00-	1216,489,423.00	0.00	7898,279,397.00-
25 12 04 11	Cesantías Retroactiv	20200626	0.00	0.00	1888,760,993.00	1888,760,993.00-
25 14	BENEFICIOS POSEMPLEO	20200727	966664,146,790.00-	48387,812,835.00	24176,797,342.00	942453,131,297.00-
25 14 01	Pensiones De Jubilac	20200727	0.00	24078,178,781.00	24105,343,097.00	27,164,316.00-
25 14 04	Mesadas Pensionales	20181226	60,541,524.00-	0.00	0.00	60,541,524.00-
25 14 05	Cuotas Partes De Pen	20200422	14,374,295.00-	80,901,709.00	66,527,414.00	0.00
25 14 10	Cálculo Actuarial De	20200724	891867,795,851.00-	24162,204,931.00	4,926,831.00	867710,517,751.00-
25 14 10 01	Calculo Actuarial Pe	20191231	891867,795,851.00-	0.00	0.00	891867,795,851.00-
25 14 10 02	Mesadas Pagadas	20200724	0.00	23296,785,178.00	0.00	23296,785,178.00
25 14 10 03	Subsidio De Libros	20200724	0.00	106,636,920.00	159,628.00	106,477,292.00
25 14 10 04	Incremento Cotizacio	20200724	0.00	645,132,387.00	4,182,300.00	640,950,087.00
25 14 10 05	Subsidio Familiar	20200724	0.00	113,650,446.00	584,903.00	113,065,543.00
25 14 12	Cálculo Actuarial Fu	20191231	64827,984,236.00-	0.00	0.00	64827,984,236.00-
25 14 12 01	Cálculo Actuarial Bo	20191231	64827,984,236.00-	0.00	0.00	64827,984,236.00-
25 14 14	Cálculo Actuarial De	20200417	9893,450,884.00-	66,527,414.00	0.00	9826,923,470.00-
25 14 14 01	Calculo Actuarial De	20191231	9893,450,884.00-	0.00	0.00	9893,450,884.00-
25 14 14 02	Pago De Cuotas Part	20200417	0.00	66,527,414.00	0.00	66,527,414.00

C U E N T A D E S C R I P C I O N		ULT. MOV.	SALDO ANTERIOR	DEBITOS	CREDITOS	NUEVO SALDO
27	PROVISIONES	20200715	1341,237,722.00-	2516,289,680.00	2346,866,778.00	1171,814,820.00-
27 01	LITIGIOS Y DEMANDAS	20200715	985,798,032.00-	1182,486,035.00	1261,820,809.00	1065,132,806.00-
27 01 03	Administrativas	20200630	983,088,748.00-	1043,015,691.00	1122,144,396.00	1062,217,453.00-
27 01 05	Laborales	20200715	2,709,284.00-	139,470,344.00	139,676,413.00	2,915,353.00-
27 90	PROVISIONES DIVERSAS	00000000	355,439,690.00-	1333,803,645.00	1085,045,969.00	106,682,014.00-
27 90 90	OTRAS PROVISIONES DI	00000000	355,439,690.00-	1333,803,645.00	1085,045,969.00	106,682,014.00-
27 90 90 01	PROVISIONES ILUD	00000000	355,439,690.00-	1333,803,645.00	1085,045,969.00	106,682,014.00-
29	OTROS PASIVOS	20200723	17013,935,196.00-	14941,998,478.00	9343,098,839.00	11415,035,557.00-
29 02	RECURSOS RECIBIDOS E	20200701	1708,380,639.00-	1131,900,610.00	1878,022,147.00	2454,502,176.00-
29 02 01	En Administración	20200701	1708,380,639.00-	1131,900,610.00	1878,022,147.00	2454,502,176.00-
29 02 01 03	En administración de	20200701	1706,094,529.00-	1131,900,610.00	1878,022,147.00	2452,216,066.00-
29 02 01 03 01	SALDO INICIAL	20191331	1706,094,529.00-	0.00	0.00	1706,094,529.00-
29 02 01 03 02	INGRESOS RECIBIDOS	20200630	0.00	48,840.00	1834,463,267.00	1834,414,427.00-
29 02 01 03 03	RENDIMIENTOS FINANCI	20200331	0.00	0.00	2,036,342.00	2,036,342.00-
29 02 01 03 04	FACTURACION ENTRE PR	20200530	0.00	962,889.00	35,702,538.00	34,739,649.00-
29 02 01 03 11	SERVICIOS PERSONALES	20200625	0.00	221,636,888.00	0.00	221,636,888.00
29 02 01 03 12	SERVICIOS PERSONALES	20200624	0.00	314,357,517.00	0.00	314,357,517.00
29 02 01 03 13	GASTOS GENERALES	20200624	0.00	336,607,057.00	5,820,000.00	330,787,057.00
29 02 01 03 14	OTROS GASTOS	20200518	0.00	16,147,408.00	0.00	16,147,408.00
29 02 01 03 15	BENEFICIO INSTITUCIO	20200701	0.00	241,189,992.00	0.00	241,189,992.00
29 02 01 03 90	GASTOS BANCARIOS	20200630	0.00	950,019.00	0.00	950,019.00
29 02 01 04	En administración de	20190716	2,286,110.00-	0.00	0.00	2,286,110.00-
29 02 01 04 01	SALDO INICIAL	20190716	2,286,110.00-	0.00	0.00	2,286,110.00-
29 03	DEPÓSITOS RECIBIDOS	20200723	262,047,661.00-	289,220,156.00	68,871,981.00	41,699,486.00-
29 03 04	Depósitos Sobre Cont	20200511	243,995,993.00-	222,766,669.00	0.00	21,229,324.00-
29 03 90	Otros Depósitos	20200723	18,051,668.00-	66,453,487.00	68,871,981.00	20,470,162.00-
29 03 90 08	Ingresos Para Legali	20200723	17,352,756.00-	66,453,487.00	68,871,981.00	19,771,250.00-
29 03 90 23	Mayores Valores Cons	20191219	698,912.00-	0.00	0.00	698,912.00-
29 10	INGRESOS RECIBIDOS P	20200630	15043,506,896.00-	13520,877,712.00	7396,204,711.00	8918,833,895.00-
29 10 01	Intereses	20200201	391,946,024.00-	391,946,024.00	0.00	0.00
29 10 01 02	DAVIVIENDA 68614 GRA	20200201	150,050,372.00-	150,050,372.00	0.00	0.00
29 10 01 03	DAVIVIENDA 68618 CUR	20200131	3,139,383.00-	3,139,383.00	0.00	0.00
29 10 01 04	OCCIDENTE CTA 230857	20200201	108,317,337.00-	108,317,337.00	0.00	0.00
29 10 01 05	OCCIDENTE CTA 230858	20200201	58,677,338.00-	58,677,338.00	0.00	0.00
29 10 01 06	OCCIDENTE CTA 230858	20200201	71,761,594.00-	71,761,594.00	0.00	0.00
29 10 26	Servicios educativos	20200630	13081,174,092.00-	11023,737,750.00	6861,397,553.00	8918,833,895.00-
29 10 26 03	Anticipos con otras	20200630	12506,189,239.00-	11023,675,688.00	6860,410,288.00	8342,923,839.00-
29 10 26 03 01	SALDO INICIAL	20191331	12506,189,239.00-	2151,664,759.00	0.00	10354,524,480.00-
29 10 26 03 02	INGRESOS RECIBIDOS	20200630	0.00	436,386,233.00	6565,758,187.00	6129,371,954.00-
29 10 26 03 03	RENDIMIENTOS FINANCI	20200331	0.00	0.00	2,271,057.00	2,271,057.00-
29 10 26 03 04	FACTURACION ENTRE PR	20200626	0.00	122,179,206.00	221,777,960.00	99,598,754.00-
29 10 26 03 11	SERVICIOS PERSONALES	20200630	0.00	2419,922,712.00	0.00	2419,922,712.00
29 10 26 03 12	SERVICIOS PERSONALES	20200623	0.00	949,825,253.00	0.00	949,825,253.00
29 10 26 03 13	GASTOS GENERALES	20200630	0.00	2745,707,381.00	69,556,120.00	2676,151,261.00
29 10 26 03 14	OTROS GASTOS	20200630	0.00	60,108,891.00	0.00	60,108,891.00
29 10 26 03 15	BENEFICIO INSTITUCIO	20200601	0.00	2126,933,765.00	0.00	2126,933,765.00
29 10 26 03 90	GASTOS BANCARIOS	20200630	0.00	10,947,488.00	1,046,964.00	9,900,524.00
29 10 26 04	Anticipos con otras	20200630	574,984,853.00-	62,062.00	987,265.00	575,910,056.00-
29 10 26 04 01	SALDO INICIAL	20191231	574,984,853.00-	0.00	0.00	574,984,853.00-
29 10 26 04 03	RENDIMIENTOS FINANCI	20200131	0.00	0.00	925,203.00	925,203.00-
29 10 26 04 90	GASTOS BANCARIOS	20200630	0.00	62,062.00	62,062.00	0.00
29 10 90	Otros ingresos recib	20200401	1570,386,780.00-	2105,193,938.00	534,807,158.00	0.00
31	PATRIMONIO DE LAS IN	20191331	2456182,452,506.00-	55,007,925.00	2151,664,759.00	2458279,109,340.00-

C U E N T A D E S C R I P C I O N		ULT. MOV.	SALDO ANTERIOR	DEBITOS	CREDITOS	NUEVO SALDO
31 05	CAPITAL FISCAL	20171231	93821,892,396.00-	0.00	0.00	93821,892,396.00-
31 05 06	Capital Fiscal	20171231	93821,892,396.00-	0.00	0.00	93821,892,396.00-
31 09	RESULTADOS DE EJERCI	20191331	2393750,542,407.00-	55,007,925.00	2151,664,759.00	2395847,199,241.00-
31 09 01	Utilidades O Exceden	20191331	2393750,542,407.00-	55,007,925.00	2151,664,759.00	2395847,199,241.00-
31 09 01 01	RESUTLADO POR IMPACT	20190101	2213172,373,394.00-	0.00	0.00	2213172,373,394.00-
31 09 01 02	RESULTADO AÑO 2018	20190101	65555,286,320.00-	0.00	0.00	65555,286,320.00-
31 09 01 03	RESULTADO EJERCICIOS	00000000	97,063,481.00-	55,007,925.00	2151,664,759.00	2193,720,315.00-
31 09 01 04	RESULTADO AÑO 2019	20191331	114925,819,212.00-	0.00	0.00	114925,819,212.00-
31 51	GANANCIAS O PÉRDIDAS	20191231	31389,982,297.00	0.00	0.00	31389,982,297.00
31 51 01	Ganancias O Perdidas	20191231	256314,551,001.00	0.00	0.00	256314,551,001.00
31 51 02	Ganancias O Perdidas	20191231	224924,568,704.00-	0.00	0.00	224924,568,704.00-
41	INGRESOS FISCALES	20200414	0.00	0.00	2608,835,849.00	2608,835,849.00-
41 10	CONTRIBUCIONES TASA	20200414	0.00	0.00	2608,835,849.00	2608,835,849.00-
41 10 27	Estampillas	20200414	0.00	0.00	2608,835,849.00	2608,835,849.00-
41 10 27 01	Estampillas-Proyecto	20200414	0.00	0.00	2608,835,849.00	2608,835,849.00-
41 10 27 01 01	Estampilla Pro Unive	20200414	0.00	0.00	2608,835,849.00	2608,835,849.00-
43	VENTA DE SERVICIOS	20200724	0.00	2769,027,600.00	18420,555,746.00	15651,528,146.00-
43 05	SERVICIOS EDUCATIVOS	20200724	0.00	109,760.00	15717,126,154.00	15717,016,394.00-
43 05 13	Educación Formal - S	20200724	0.00	0.00	546,011,380.00	546,011,380.00-
43 05 13 02	Superior Formación T	20200724	0.00	0.00	480,334,780.00	480,334,780.00-
43 05 13 04	Derechos Academicos	20200514	0.00	0.00	65,676,600.00	65,676,600.00-
43 05 13 04 05	Sistematización	20200514	0.00	0.00	54,334,800.00	54,334,800.00-
43 05 13 04 06	Carnet	20200514	0.00	0.00	11,341,800.00	11,341,800.00-
43 05 14	Educación Formal - S	20200724	0.00	109,760.00	2772,283,302.00	2772,173,542.00-
43 05 14 02	Superior Formación P	20200724	0.00	0.00	2296,050,915.00	2296,050,915.00-
43 05 14 04	Superior Formación P	20200724	0.00	109,760.00	476,232,387.00	476,122,627.00-
43 05 14 04 03	Certificados De Nota	20200724	0.00	24,000.00	15,574,982.00	15,550,982.00-
43 05 14 04 05	Sistematizacion	20200715	0.00	0.00	172,411,200.00	172,411,200.00-
43 05 14 04 06	Carnet	20200724	0.00	85,760.00	51,540,520.00	51,454,760.00-
43 05 14 04 07	Constancia De Estudi	20200724	0.00	0.00	21,321,401.00	21,321,401.00-
43 05 14 04 08	Derechos De Grado	20200724	0.00	0.00	161,789,100.00	161,789,100.00-
43 05 14 04 09	Copias De Actas De G	20200724	0.00	0.00	3,672,440.00	3,672,440.00-
43 05 14 04 10	Duplicado De Diploma	20200716	0.00	0.00	1,519,800.00	1,519,800.00-
43 05 14 04 11	Programa Apoyo Alime	20200724	0.00	0.00	6,565,900.00	6,565,900.00-
43 05 14 04 12	Multas Y Sanciones	20200724	0.00	0.00	2,776,044.00	2,776,044.00-
43 05 14 04 13	Formularios De Pregr	20200630	0.00	0.00	39,061,000.00	39,061,000.00-
43 05 15	Educación Formal - S	20200724	0.00	0.00	6173,820,247.00	6173,820,247.00-
43 05 15 02	Superior Postgrados	20200723	0.00	0.00	6085,179,494.00	6085,179,494.00-
43 05 15 04	Superior Postgrados	20200724	0.00	0.00	88,640,753.00	88,640,753.00-
43 05 15 04 05	Sistematizacion	20200723	0.00	0.00	40,323,800.00	40,323,800.00-
43 05 15 04 06	Carnet	20200723	0.00	0.00	8,362,800.00	8,362,800.00-
43 05 15 04 13	Formularios De Posgr	20200724	0.00	0.00	39,954,153.00	39,954,153.00-
43 05 50	Servicios Conexos a	20200422	0.00	0.00	6225,011,225.00	6225,011,225.00-
43 05 50 01	INGRESOS ILUD - MATR	00000000	0.00	0.00	3616,949,653.00	3616,949,653.00-
43 05 50 02	INGRESOS ILUD - CERT	20181331	0.00	0.00	5,063,430.00	5,063,430.00-
43 05 50 03	INGRESOS ILUD - EXAM	00000000	0.00	0.00	34,991,320.00	34,991,320.00-
43 05 50 04	INGRESOS ILUD - EXAM	00000000	0.00	0.00	66,326,800.00	66,326,800.00-
43 05 50 10	BENEFICIO INSTITUCIO	20200422	0.00	0.00	2501,680,022.00	2501,680,022.00-
43 95	DEVOLUCIONES REBAJA	20200724	0.00	2768,917,840.00	2703,429,592.00	65,488,248.00
43 95 01	Servicios Educativos	20200724	0.00	2768,917,840.00	2703,429,592.00	65,488,248.00
43 95 01 14	Educación Formal - S	20200724	0.00	10,176,972.00	0.00	10,176,972.00
43 95 01 14 03	Devolucion Matricula	20200724	0.00	10,016,972.00	0.00	10,016,972.00
43 95 01 14 06	DEVOLUCION SISTEMATI	20200514	0.00	132,400.00	0.00	132,400.00
43 95 01 14 07	DEVOLUCION CARNET	20200514	0.00	27,600.00	0.00	27,600.00

C U E N T A		D E S C R I P C I O N		ULT. MOV.	SALDO ANTERIOR	DEBITOS	CREDITOS	NUEVO SALDO
43 95 01 15	Educación Formal - S	20200724	0.00	10,105,172.00	0.00	10,105,172.00		
43 95 01 15 01	Devolucion Inscripti	20200514	0.00	234,000.00	0.00	234,000.00		
43 95 01 15 03	Devolucion Matricula	20200724	0.00	9,871,172.00	0.00	9,871,172.00		
43 95 01 50	SERVICIOS CONEXOS A	20200312	0.00	2748,635,696.00	2703,429,592.00	45,206,104.00		
43 95 01 50 01	INGRESOS ILUD - MATR	00000000	0.00	2747,207,396.00	2702,390,192.00	44,817,204.00		
43 95 01 50 02	INGRESOS ILUD - CERT	00000000	0.00	142,400.00	142,400.00	0.00		
43 95 01 50 04	CARNET	20200312	0.00	1,285,900.00	897,000.00	388,900.00		
44	TRANSFERENCIAS	20200709	0.00	0.00	27241,125,056.00	27241,125,056.00		
44 28	OTRAS TRANSFERENCIAS	20200709	0.00	0.00	27241,125,056.00	27241,125,056.00		
44 28 02	Para Proyectos De In	20200228	0.00	0.00	1113,595,754.00	1113,595,754.00		
44 28 02 01	Para Proyectos de In	20200228	0.00	0.00	1113,595,754.00	1113,595,754.00		
44 28 03	Para Ingresos De Fun	20200709	0.00	0.00	13392,887,852.00	13392,887,852.00		
44 28 03 01	Ley 30 1992 - Nacio	20200709	0.00	0.00	13392,887,852.00	13392,887,852.00		
44 28 90	OTRAS TRANSFERENCIAS	20200630	0.00	0.00	12734,641,450.00	12734,641,450.00		
44 28 90 01	ESTAMPILLA U DISTRIT	20200630	0.00	0.00	1689,588,250.00	1689,588,250.00		
44 28 90 02	ESTAMPILLA U DISTRIT	20200630	0.00	0.00	7587,622,000.00	7587,622,000.00		
44 28 90 03	ESTAMPILLA UD PASIVO	20200630	0.00	0.00	422,382,400.00	422,382,400.00		
44 28 90 04	ESTAMPILLA UD PASIVO	20200630	0.00	0.00	3035,048,800.00	3035,048,800.00		
47	OPERACIONES INTERINS	20200626	0.00	0.00	66933,698,831.00	66933,698,831.00		
47 05	FONDOS RECIBIDOS	20200626	0.00	0.00	66933,698,831.00	66933,698,831.00		
47 05 08	Funcionamiento	20200626	0.00	0.00	66933,698,831.00	66933,698,831.00		
48	OTROS INGRESOS	20200727	0.00	1200,085,692.00	7874,733,477.00	6674,647,785.00		
48 02	FINANCIEROS	20200727	0.00	1200,085,692.00	6257,183,608.00	5057,097,916.00		
48 02 01	Intereses Sobre Depó	20200727	0.00	23,340,511.00	668,034,715.00	644,694,204.00		
48 02 01 01	Intereses Cuentas de	20200727	0.00	0.00	520,382,444.00	520,382,444.00		
48 02 01 02	Intereses Sobre CDT	20200225	0.00	0.00	1,196,297.00	1,196,297.00		
48 02 01 03	Intereses Cuentas de	20200727	0.00	0.00	28,990,430.00	28,990,430.00		
48 02 01 04	Intereses Cuenta Aho	20200727	0.00	0.00	19,454,160.00	19,454,160.00		
48 02 01 05	Intereses Recursos m	20200727	0.00	23,340,511.00	98,011,384.00	74,670,873.00		
48 02 13	Intereses CDT	20200714	0.00	1,209,373.00	850,498,234.00	849,288,861.00		
48 02 13 01	CDT Recursos Propios	20200714	0.00	1,209,373.00	850,498,234.00	849,288,861.00		
48 02 32	Rendimientos Sobre R	20200630	0.00	1175,535,808.00	4600,296,281.00	3424,760,473.00		
48 02 32 01	RENDIMIENTOS ESTAMPI	20200630	0.00	0.00	747,983,156.00	747,983,156.00		
48 02 32 02	RENDIMIENTOS ESTAMPI	20200630	0.00	0.00	463,019,555.00	463,019,555.00		
48 02 32 03	RENDIMIENTO ESTAMPIL	20200630	0.00	0.00	1965,824,860.00	1965,824,860.00		
48 02 32 04	RENDIMIENTO ESTAMPIL	20200630	0.00	1175,535,808.00	1423,308,510.00	247,772,702.00		
48 02 32 10	Otros Rendimientos F	20200316	0.00	0.00	160,200.00	160,200.00		
48 02 90	OTROS INGRESOS	20200402	0.00	0.00	138,354,378.00	138,354,378.00		
48 02 90 01	Excedentes Financier	20200402	0.00	0.00	433,480.00	433,480.00		
48 02 90 02	INGRESOS RECUPERACIO	20200201	0.00	0.00	137,920,898.00	137,920,898.00		
48 08	INGRESOS DIVERSOS	20200724	0.00	0.00	1617,549,869.00	1617,549,869.00		
48 08 17	Arrendamiento Operat	20200312	0.00	0.00	1,273,714.00	1,273,714.00		
48 08 17 01	Arrendamientos Opera	20200312	0.00	0.00	1,273,714.00	1,273,714.00		
48 08 25	Sobrantes	20200624	0.00	0.00	34,341,298.00	34,341,298.00		
48 08 25 02	Bienes Levantamiento	20200624	0.00	0.00	34,341,298.00	34,341,298.00		
48 08 26	Recuperaciones	20200724	0.00	0.00	1421,986,591.00	1421,986,591.00		
48 08 26 01	Reintegro Iva Ley 30	20200703	0.00	0.00	380,476,438.00	380,476,438.00		
48 08 26 02	Incapacidades	20200724	0.00	0.00	9,073,566.00	9,073,566.00		
48 08 26 06	Productos y servicio	20191331	0.00	0.00	1004,716,753.00	1004,716,753.00		
48 08 26 06 01	Ingresos por Product	20191331	0.00	0.00	1004,716,753.00	1004,716,753.00		
48 08 26 08	RECUPERACION CUENTAS	20200630	0.00	0.00	1,818,266.00	1,818,266.00		
48 08 26 09	INGRESOS TASA RETORN	20200117	0.00	0.00	25,901,568.00	25,901,568.00		
48 08 27	Aprovechamientos	20200724	0.00	0.00	28,578,338.00	28,578,338.00		

C U E N T A	D E S C R I P C I O N	U L T. M O V.	S A L D O A N T E R I O R	D E B I T O S	C R E D I T O S	N U E V O S A L D O
48 08 27 02	Otros Ingresos Aprov	20200724	0.00	0.00	28,578,338.00	28,578,338.00-
48 08 37	Ajuste beneficios a	20200630	0.00	0.00	16,579,847.00	16,579,847.00-
48 08 90	Otros Ingresos Diver	20200713	0.00	0.00	114,790,081.00	114,790,081.00-
48 08 90 02	Ajuste Aproximacion	20200531	0.00	0.00	7,336.00	7,336.00-
48 08 90 03	Otros	20200713	0.00	0.00	186,144.00	186,144.00-
48 08 90 03 01	OTROS INGRESOS DIVER	20200713	0.00	0.00	186,124.00	186,124.00-
48 08 90 03 02	Bienes IDEXUD	20200429	0.00	0.00	20.00	20.00-
48 08 90 05	Ingresos por Costas	20200313	0.00	0.00	114,596,601.00	114,596,601.00-
51	DE ADMINISTRACIÓN Y	20200728	0.00	27838,711,151.00	695,949,015.00	27142,762,136.00
51 01	SUELDOS Y SALARIOS	20200721	0.00	5107,657,836.00	12,479,617.00	5095,178,219.00
51 01 01	Sueldos	20200721	0.00	3976,853,777.00	12,292,127.00	3964,561,650.00
51 01 03	Horas Extras Y Festi	20200624	0.00	40,388,685.00	0.00	40,388,685.00
51 01 05	Gastos De Representa	20200721	0.00	122,306,568.00	0.00	122,306,568.00
51 01 10	Prima Tecnica	20200721	0.00	744,261,022.00	0.00	744,261,022.00
51 01 19	Bonificaciones	20200721	0.00	167,389,656.00	0.00	167,389,656.00
51 01 19 01	Bonificacion Por Ser	20200721	0.00	107,235,496.00	0.00	107,235,496.00
51 01 19 03	Subsidio de Libros	20200721	0.00	60,154,160.00	0.00	60,154,160.00
51 01 23	Auxilio De Transport	20200721	0.00	29,209,286.00	97,000.00	29,112,286.00
51 01 60	Subsidio De Alimenta	20200721	0.00	27,248,842.00	90,490.00	27,158,352.00
51 02	CONTRIBUCIONES IMPUT	20200721	0.00	146,890,730.00	0.00	146,890,730.00
51 02 02	Subsidio Familiar	20200721	0.00	107,757,504.00	0.00	107,757,504.00
51 02 90	Otras Contribuciones	20200612	0.00	39,133,226.00	0.00	39,133,226.00
51 02 90 01	Auxilio Funerario	20200612	0.00	39,133,226.00	0.00	39,133,226.00
51 03	CONTRIBUCIONES EFECT	20200710	0.00	2338,817,213.00	3,421,912.00	2335,395,301.00
51 03 02	Aportes A Cajas De C	20200706	0.00	171,616,200.00	0.00	171,616,200.00
51 03 03	Cotizaciones A Segur	20200706	0.00	361,897,740.00	2,355,787.00	359,541,953.00
51 03 04	Aportes Sindicales	20200630	0.00	165,642,219.00	0.00	165,642,219.00
51 03 05	Cotizaciones A Riesg	20200706	0.00	20,080,800.00	0.00	20,080,800.00
51 03 07	Cotizaciones A Entid	20200706	0.00	507,995,695.00	1,066,125.00	506,929,570.00
51 03 08	Medicina Prepagada	20200710	0.00	1111,584,559.00	0.00	1111,584,559.00
51 04	APORTES SOBRE LA NÓM	20200706	0.00	128,728,200.00	0.00	128,728,200.00
51 04 01	Aportes Al Icbf	20200706	0.00	128,728,200.00	0.00	128,728,200.00
51 07	PRESTACIONES SOCIALE	20200721	0.00	2325,711,959.00	183,072.00	2325,528,887.00
51 07 01	Vacaciones	20200626	0.00	425,382,169.00	0.00	425,382,169.00
51 07 02	Cesantías	20200714	0.00	430,397,699.00	0.00	430,397,699.00
51 07 02 01	Cesantias Regimen Nu	20200714	0.00	168,277,207.00	0.00	168,277,207.00
51 07 02 02	Cesantias Regimen An	20200626	0.00	262,120,492.00	0.00	262,120,492.00
51 07 03	Intereses A Las Cesa	20200626	0.00	4,253,821.00	0.00	4,253,821.00
51 07 04	Prima De Vacaciones	20200721	0.00	249,183,556.00	0.00	249,183,556.00
51 07 05	Prima De Navidad	20200714	0.00	426,303,875.00	0.00	426,303,875.00
51 07 06	Prima De Servicios	20200721	0.00	438,156,492.00	0.00	438,156,492.00
51 07 07	Bonificación Especia	20200721	0.00	1,750,029.00	0.00	1,750,029.00
51 07 90	Otras Primas	20200721	0.00	342,035,030.00	183,072.00	341,851,958.00
51 07 90 01	Prima Por Antigüedad	20200721	0.00	274,207,898.00	183,072.00	274,024,826.00
51 07 90 02	Prima Secretarial	20200721	0.00	67,827,132.00	0.00	67,827,132.00
51 07 95	Otras Prestaciones S	20200318	0.00	8,249,288.00	0.00	8,249,288.00
51 07 95 02	Beneficio Permanenci	20200318	0.00	8,249,288.00	0.00	8,249,288.00
51 11	GENERALES	20200728	0.00	17754,873,410.00	661,430,298.00	17093,443,112.00
51 11 13	Vigilancia Y Segurid	20200722	0.00	1609,614,696.00	0.00	1609,614,696.00
51 11 14	Materiales Y Suminis	20200626	0.00	477,620,837.00	0.00	477,620,837.00
51 11 14 01	Materiales y Suminis	20200624	0.00	429,556,918.00	0.00	429,556,918.00
51 11 14 04	Grupo 1-04 Elementos	20200626	0.00	48,063,919.00	0.00	48,063,919.00
51 11 15	Mantenimiento	20200727	0.00	419,626,935.00	0.00	419,626,935.00
51 11 17	Servicios Públicos	20200724	0.00	1633,275,704.00	1,334,006.00	1631,941,698.00
51 11 18	Arrendamiento Operat	20200724	0.00	713,201,342.00	8,447,552.00	704,753,790.00

C U E N T A		D E S C R I P C I O N		ULT. MOV.	SALDO ANTERIOR	DEBITOS	CREDITOS	NUEVO SALDO
51 11 19	Viáticos Y Gastos De	00000000	0.00	6,330,706.00	0.00	6,330,706.00		
51 11 20	Publicidad Y Propaga	20191331	0.00	645,000.00	0.00	645,000.00		
51 11 21	Impresos Publicacio	20200630	0.00	70,909,399.00	0.00	70,909,399.00		
51 11 21 01	Suscripciones Y Afil	20200630	0.00	31,507,229.00	0.00	31,507,229.00		
51 11 21 02	Impresiones Y Public	20200630	0.00	39,402,170.00	0.00	39,402,170.00		
51 11 23	Comunicaciones Y Tra	20200601	0.00	24,495,521.00	0.00	24,495,521.00		
51 11 25	Seguros Generales	20200630	0.00	1106,359,783.00	0.00	1106,359,783.00		
51 11 32	Diseños Y Estudios	00000000	0.00	12,800,000.00	0.00	12,800,000.00		
51 11 37	Eventos Culturales	20200319	0.00	36,954,580.00	0.00	36,954,580.00		
51 11 37 01	Organizacion de Even	20200319	0.00	36,954,580.00	0.00	36,954,580.00		
51 11 46	Combustibles Y Lubri	20200626	0.00	5,621,799.00	0.00	5,621,799.00		
51 11 46 02	Grupo 1 02 Combustib	20200626	0.00	5,621,799.00	0.00	5,621,799.00		
51 11 49	Servicios De Aseo C	20200717	0.00	999,279,409.00	0.00	999,279,409.00		
51 11 51	Gastos Por Control D	20200221	0.00	2,325,000.00	0.00	2,325,000.00		
51 11 51 01	Gastos por Control d	20200221	0.00	2,325,000.00	0.00	2,325,000.00		
51 11 65	Intangibles	20200618	0.00	125,475,083.00	0.00	125,475,083.00		
51 11 65 01	Renovacion Licencias	20200618	0.00	125,475,083.00	0.00	125,475,083.00		
51 11 79	Honorarios	20200728	0.00	9372,729,489.00	77,928,891.00	9294,800,598.00		
51 11 90	Otros Gastos General	20200713	0.00	1137,608,127.00	573,719,849.00	563,888,278.00		
51 11 90 01	Otros Gastos	20200713	0.00	4,234.00	410.00	3,824.00		
51 11 90 10	Grupo 1-10 Utiles Es	20200512	0.00	134,582,774.00	0.00	134,582,774.00		
51 11 90 50	BENEFICIO INSTITUCIO	00000000	0.00	1003,021,119.00	573,719,439.00	429,301,680.00		
51 20	IMPUESTOS CONTRIBUC	20200115	0.00	36,031,803.00	18,434,116.00	17,597,687.00		
51 20 17	Intereses De Mora	20200115	0.00	249.00	0.00	249.00		
51 20 24	Gravamen A Los Movim	00000000	0.00	34,432,492.00	18,434,116.00	15,998,376.00		
51 20 90	Otros Impuestos	00000000	0.00	1,599,062.00	0.00	1,599,062.00		
53	DETERIORO DEPRECIAC	20201231	0.00	1723,311,582.00	985,798,032.00	737,513,550.00		
53 47	DETERIORO DE CUENTAS	20200630	0.00	1,381,773.00	0.00	1,381,773.00		
53 47 13	Deterioro Cuentas po	20200203	0.00	1,064,000.00	0.00	1,064,000.00		
53 47 90	Otras Cuentas Por Co	20200630	0.00	317,773.00	0.00	317,773.00		
53 60	DEPRECIACIÓN DE PROP	20201231	0.00	460,109,000.00	0.00	460,109,000.00		
53 60 01	Edificaciones	20201231	0.00	460,109,000.00	0.00	460,109,000.00		
53 68	PROVISIÓN LITIGIOS Y	20200715	0.00	1261,820,809.00	985,798,032.00	276,022,777.00		
53 68 03	Administrativas	20200630	0.00	1122,144,396.00	983,088,748.00	139,055,648.00		
53 68 05	Laborales	20200715	0.00	139,676,413.00	2,709,284.00	136,967,129.00		
58	OTROS GASTOS	20200723	0.00	47,295,860.00	52,884.00	47,242,976.00		
58 02	COMISIONES	20200723	0.00	29,065.00	0.00	29,065.00		
58 02 40	Comisiones Servicios	20200723	0.00	29,065.00	0.00	29,065.00		
58 03	Servicios	20200715	0.00	0.00	52.00	52.00-		
58 03 90	Otros Ajustes Por Di	20200715	0.00	0.00	52.00	52.00-		
58 04	FINANCIEROS	20200512	0.00	44,148,923.00	0.00	44,148,923.00		
58 04 23	Perdida por baja de	20200512	0.00	44,144,891.00	0.00	44,144,891.00		
58 04 90	Otros Gastos Financi	00000000	0.00	4,032.00	0.00	4,032.00		
58 90	GASTOS DIVERSOS	20200630	0.00	3,117,872.00	52,832.00	3,065,040.00		
58 90 16	Ajustes O Mermas Sin	20200630	0.00	276,643.00	52,832.00	223,811.00		
58 90 16 01	Ajuste Menores Valor	20200531	0.00	536.00	0.00	536.00		
58 90 16 02	Ajuste Aproximacion	20200630	0.00	619.00	0.00	619.00		
58 90 16 03	Ajustes Menores Valo	20200630	0.00	275,488.00	52,832.00	222,656.00		
58 90 25	Multas Y Sanciones	20200310	0.00	828,116.00	0.00	828,116.00		
58 90 90	Otros Gastos Diverso	20200612	0.00	2,013,113.00	0.00	2,013,113.00		
63	COSTO DE VENTAS DE S	20200630	0.00	63389,716,039.00	28,063,273.00	63361,652,766.00		
63 05	SERVICIOS EDUCATIVOS	20200630	0.00	63389,716,039.00	28,063,273.00	63361,652,766.00		
63 05 07	Educación Formal - S	20200630	0.00	7926,816,351.00	0.00	7926,816,351.00		

C UENTA D E S C R I P C I O N		ULT. MOV.	SALDO ANTERIOR	DEBITOS	CREDITOS	NUEVO SALDO
63 05 08	Educación Formal - S	20200630	0.00	49595,792,892.00	0.00	49595,792,892.00
63 05 09	Educación Formal - S	20200630	0.00	2804,989,607.00	0.00	2804,989,607.00
63 05 10	EDUCACIÓN FORMAL - I	20200630	0.00	560,760.00	0.00	560,760.00
63 05 50	Servicios Conexos A	20200630	0.00	3061,556,429.00	28,063,273.00	3033,493,156.00
72	SERVICIOS EDUCATIVOS	20200727	0.00	64210,303,908.00	64210,303,908.00	0.00
72 07	EDUCACIÓN FORMAL - S	20200721	0.00	7929,594,364.00	7929,594,364.00	0.00
72 07 02	Generales	20200721	0.00	970,911,458.00	0.00	970,911,458.00
72 07 02 02	Honorarios	20200721	0.00	961,911,458.00	0.00	961,911,458.00
72 07 02 05	Gastos De Desplazami	20200224	0.00	9,000,000.00	0.00	9,000,000.00
72 07 03	Sueldos Y Salarios	20200721	0.00	6361,467,106.00	2,778,013.00	6358,689,093.00
72 07 03 01	Docentes De Planta T	20200721	0.00	4580,040,609.00	2,778,013.00	4577,262,596.00
72 07 03 01 01	Sueldo Básico Tecno	20200721	0.00	4456,387,417.00	2,778,013.00	4453,609,404.00
72 07 03 01 20	Bonificación Por Ser	20200721	0.00	123,653,192.00	0.00	123,653,192.00
72 07 03 03	Docentes Cátedra	20200630	0.00	1781,426,497.00	0.00	1781,426,497.00
72 07 03 03 01	Sueldo Básico	20200630	0.00	1781,426,497.00	0.00	1781,426,497.00
72 07 09	Prestaciones Sociale	20200626	0.00	597,215,800.00	0.00	597,215,800.00
72 07 09 03	Docentes Cátedra	20200626	0.00	597,215,800.00	0.00	597,215,800.00
72 07 09 03 01	Vacaciones	20200626	0.00	116,811,468.00	0.00	116,811,468.00
72 07 09 03 02	Cesantias	20200626	0.00	159,856,292.00	0.00	159,856,292.00
72 07 09 03 03	Intereses Sobre Cesa	20200626	0.00	16,499,049.00	0.00	16,499,049.00
72 07 09 03 04	Prima De Vacaciones	20200626	0.00	79,793,523.00	0.00	79,793,523.00
72 07 09 03 05	Prima De Navidad	20200626	0.00	150,329,803.00	0.00	150,329,803.00
72 07 09 03 06	Prima De Servicios	20200626	0.00	73,925,665.00	0.00	73,925,665.00
72 07 95	Traslado De Costos (20200630	0.00	0.00	7926,816,351.00	7926,816,351.00-
72 07 95 02	Generales	20200630	0.00	0.00	970,911,458.00	970,911,458.00-
72 07 95 03	Sueldos Y Salarios	20200530	0.00	0.00	6358,689,093.00	6358,689,093.00-
72 07 95 09	Prestaciones Sociale	20200630	0.00	0.00	597,215,800.00	597,215,800.00-
72 08	GENERALES	20200727	0.00	49728,872,179.00	49728,872,179.00	0.00
72 08 02	Generales	20200727	0.00	4306,241,285.00	40,745,000.00	4265,496,285.00
72 08 02 02	Honorarios	20200727	0.00	3119,209,505.00	19,200,000.00	3100,009,505.00
72 08 02 04	Servicios	20200706	0.00	316,727,759.00	0.00	316,727,759.00
72 08 02 05	Gastos De Desplazami	20200722	0.00	341,484,669.00	21,545,000.00	319,939,669.00
72 08 02 06	Arrendamientos	20200609	0.00	57,138,695.00	0.00	57,138,695.00
72 08 02 09	Gastos de Desarrollo	20200713	0.00	77,802,646.00	0.00	77,802,646.00
72 08 02 10	Otros Costos General	20200717	0.00	203,124,817.00	0.00	203,124,817.00
72 08 02 10 01	Capacitación Docente	20200717	0.00	18,315,684.00	0.00	18,315,684.00
72 08 02 10 02	Aseo Cafeteria y Re	20200220	0.00	6,463,878.00	0.00	6,463,878.00
72 08 02 10 05	Contratos Movilidad	20200708	0.00	155,845,255.00	0.00	155,845,255.00
72 08 02 10 06	Suscripciones Evento	20200310	0.00	22,500,000.00	0.00	22,500,000.00
72 08 02 19	Viaticos	20200417	0.00	190,753,194.00	0.00	190,753,194.00
72 08 02 19 01	Legalizados	20200417	0.00	190,753,194.00	0.00	190,753,194.00
72 08 03	Sueldos Y Salarios	20200721	0.00	25453,469,928.00	23,574,819.00	25429,895,109.00
72 08 03 01	Docentes De Planta T	20200721	0.00	20005,868,127.00	21,810,940.00	19984,057,187.00
72 08 03 01 01	Sueldo Básico	20200721	0.00	19527,795,973.00	21,810,940.00	19505,985,033.00
72 08 03 01 20	Bonificación Por Ser	20200721	0.00	478,072,154.00	0.00	478,072,154.00
72 08 03 03	Docentes Cátedra	20200630	0.00	5447,601,801.00	1,763,879.00	5445,837,922.00
72 08 03 03 01	Sueldo Básico	20200630	0.00	5447,601,801.00	1,763,879.00	5445,837,922.00
72 08 05	Contribuciones Efect	20200707	0.00	6237,380,844.00	68,759,468.00	6168,621,376.00
72 08 05 01	Docentes De Planta T	20200707	0.00	6237,380,844.00	68,759,468.00	6168,621,376.00
72 08 05 01 02	Aporte A Caja De Com	20200707	0.00	829,196,800.00	0.00	829,196,800.00
72 08 05 01 03	Cotización A Segurid	20200707	0.00	2196,283,048.00	33,951,599.00	2162,331,449.00
72 08 05 01 05	Cotización A Riesgos	20200707	0.00	128,189,300.00	0.00	128,189,300.00
72 08 05 01 07	Cotización A Entidad	20200707	0.00	3083,711,696.00	34,807,869.00	3048,903,827.00
72 08 06	Aportes Sobre La Nóm	20200707	0.00	966,047,800.00	0.00	966,047,800.00
72 08 06 01	Docentes De Planta T	20200707	0.00	966,047,800.00	0.00	966,047,800.00

C U E N T A	D E S C R I P C I O N	U L T. M O V.	S A L D O A N T E R I O R	D E B I T O S	C R E D I T O S	N U E V O S A L D O
72 08 06 01 01	Aportes Al Icbf	20200707	0.00	966,047,800.00	0.00	966,047,800.00
72 08 09	Prestaciones Sociale	20200626	0.00	12765,732,322.00	0.00	12765,732,322.00
72 08 09 01	Docentes De Planta T	20200626	0.00	11966,187,994.00	0.00	11966,187,994.00
72 08 09 01 01	Vacaciones	20200626	0.00	2639,880,244.00	0.00	2639,880,244.00
72 08 09 01 02	Cesantias	20200626	0.00	2669,367,632.00	0.00	2669,367,632.00
72 08 09 01 03	Intereses Sobre Cesa	20200626	0.00	26,397,932.00	0.00	26,397,932.00
72 08 09 01 04	Prima De Vacaciones	20200626	0.00	1322,844,937.00	0.00	1322,844,937.00
72 08 09 01 05	Prima De Navidad	20200626	0.00	2649,141,639.00	0.00	2649,141,639.00
72 08 09 01 06	Prima De Servicios O	20200626	0.00	2640,987,657.00	0.00	2640,987,657.00
72 08 09 01 20	Bonificacion por Ser	20200318	0.00	17,567,953.00	0.00	17,567,953.00
72 08 09 03	Docentes Cátedra	20200427	0.00	799,544,328.00	0.00	799,544,328.00
72 08 09 03 01	Vacaciones	20200427	0.00	132,382,427.00	0.00	132,382,427.00
72 08 09 03 02	Cesantias	20200427	0.00	266,179,900.00	0.00	266,179,900.00
72 08 09 03 03	Intereses Sobre Cesa	20200427	0.00	31,913,671.00	0.00	31,913,671.00
72 08 09 03 04	Prima De Vacaciones	20200427	0.00	132,486,097.00	0.00	132,486,097.00
72 08 09 03 05	Prima De Navidad	20200427	0.00	236,582,233.00	0.00	236,582,233.00
72 08 95	Traslado De Costos (20200630	0.00	0.00	49595,792,892.00	49595,792,892.00-
72 08 95 02	Generales	20200630	0.00	0.00	4265,496,285.00	4265,496,285.00-
72 08 95 03	Sueldos Y Salarios	20200630	0.00	0.00	25429,895,109.00	25429,895,109.00-
72 08 95 05	Contribuciones Efect	20200630	0.00	0.00	6168,621,376.00	6168,621,376.00-
72 08 95 06	Aportes de Nomina	20200630	0.00	0.00	966,047,800.00	966,047,800.00-
72 08 95 09	Prestaciones Sociale	20200630	0.00	0.00	12765,732,322.00	12765,732,322.00-
72 09	EDUCACIÓN FORMAL - S	20200630	0.00	2804,989,607.00	2804,989,607.00	0.00
72 09 02	Generales	20200630	0.00	1917,526,644.00	0.00	1917,526,644.00
72 09 02 02	Honorarios	20200630	0.00	1917,526,644.00	0.00	1917,526,644.00
72 09 03	Sueldos Y Salarios	20200630	0.00	887,462,963.00	0.00	887,462,963.00
72 09 03 03	Docentes Cátedra	20200630	0.00	887,462,963.00	0.00	887,462,963.00
72 09 03 03 01	Sueldo Básico	20200630	0.00	887,462,963.00	0.00	887,462,963.00
72 09 95	Traslado De Costos (20200630	0.00	0.00	2804,989,607.00	2804,989,607.00-
72 09 95 02	Generales	20200630	0.00	0.00	1917,526,644.00	1917,526,644.00-
72 09 95 03	Suelsos Y Salarios	20200530	0.00	0.00	887,462,963.00	887,462,963.00-
72 10	EDUCACIÓN FORMAL - I	20200630	0.00	560,760.00	560,760.00	0.00
72 10 02	Generales	20200605	0.00	560,760.00	0.00	560,760.00
72 10 02 02	Honorarios	20200605	0.00	560,760.00	0.00	560,760.00
72 10 95	Traslado de costos (20200630	0.00	0.00	560,760.00	560,760.00-
72 10 95 02	Generales	20200630	0.00	0.00	560,760.00	560,760.00-
72 50	SERVICIOS CONEXOS A	20200721	0.00	3746,286,998.00	3746,286,998.00	0.00
72 50 02	SERVICIOS CONEXOS A	20200721	0.00	2926,305,355.00	683,074,337.00	2243,231,018.00
72 50 02 02	Honorarios	20200630	0.00	2045,664,661.00	658,922,638.00	1386,742,023.00
72 50 02 04	Servicios	20191331	0.00	24,275,402.00	24,151,699.00	123,703.00
72 50 02 06	Arrendamientos	00000000	0.00	681,063,709.00	0.00	681,063,709.00
72 50 02 10	Otros Costos General	20200721	0.00	175,301,583.00	0.00	175,301,583.00
72 50 02 10 03	Inscripcion Seminari	20200624	0.00	60,494,950.00	0.00	60,494,950.00
72 50 02 10 04	Organización de Even	20200721	0.00	114,806,633.00	0.00	114,806,633.00
72 50 03	Sueldos Y Salarios	20200630	0.00	276,252,748.00	0.00	276,252,748.00
72 50 03 03	Docentes Cátedra	20200630	0.00	276,252,748.00	0.00	276,252,748.00
72 50 09	Prestaciones Sociale	20200626	0.00	146,400,814.00	0.00	146,400,814.00
72 50 09 01	Docentes De Planta T	20200330	0.00	3,427,824.00	0.00	3,427,824.00
72 50 09 01 13	Prima De Vacaciones	20200330	0.00	3,427,824.00	0.00	3,427,824.00
72 50 09 03	Docentes Cátedra	20200626	0.00	142,972,990.00	0.00	142,972,990.00
72 50 09 03 13	Prima De Vacaciones	20200626	0.00	14,881,496.00	0.00	14,881,496.00
72 50 09 03 14	Prima De Navidad	20200626	0.00	35,131,759.00	0.00	35,131,759.00
72 50 09 03 17	Vacaciones	20200626	0.00	29,780,970.00	0.00	29,780,970.00
72 50 09 03 24	Cesantias	20200626	0.00	36,651,862.00	0.00	36,651,862.00
72 50 09 03 25	Intereses Sobre Cesa	20200626	0.00	3,555,958.00	0.00	3,555,958.00
72 50 09 03 26	Prima De Servicios	20200626	0.00	22,970,945.00	0.00	22,970,945.00

C U E N T A		D E S C R I P C I O N		ULT. MOV.	SALDO ANTERIOR	DEBITOS	CREDITOS	NUEVO SALDO
72 50 10	Gastos De Personal D	20200716	0.00	369,264,808.00	1,656,232.00	367,608,576.00		
72 50 10 01	Monitorias	20200710	0.00	279,828,280.00	0.00	279,828,280.00		
72 50 10 02	Jurados Internos	20200619	0.00	8,281,160.00	828,116.00	7,453,044.00		
72 50 10 03	Servicios Jurados Ex	20200716	0.00	31,468,408.00	828,116.00	30,640,292.00		
72 50 10 04	Matriculas de Honor	20200211	0.00	49,686,960.00	0.00	49,686,960.00		
72 50 95	Traslado De Costos (20200630	0.00	28,063,273.00	3061,556,429.00	3033,493,156.00-		
72 50 95 02	Generales	20200630	0.00	28,063,273.00	2271,294,291.00	2243,231,018.00-		
72 50 95 03	Sueldos y Salarios	20200630	0.00	0.00	276,252,748.00	276,252,748.00-		
72 50 95 09	Prestaciones Sociale	20200630	0.00	0.00	146,400,814.00	146,400,814.00-		
72 50 95 10	Gastos de Personal D	20200630	0.00	0.00	367,608,576.00	367,608,576.00-		
81	ACTIVOS CONTINGENTES	20200727	6,548,000.00	1099,655,307.00	1068,841,519.00	37,361,788.00		
81 90	OTROS ACTIVOS CONTIN	20200727	6,548,000.00	1099,655,307.00	1068,841,519.00	37,361,788.00		
81 90 90	Otros Activos Contin	20200727	6,548,000.00	1099,655,307.00	1068,841,519.00	37,361,788.00		
81 90 90 03	Otros Deudores	20171231	6,548,000.00	0.00	0.00	6,548,000.00		
81 90 90 03 12	Pago Extemporaneo Re	20171231	6,548,000.00	0.00	0.00	6,548,000.00		
81 90 90 90	Iva Por Reintegrar	20200727	0.00	1099,655,307.00	1068,841,519.00	30,813,788.00		
83	DEUDORAS DE CONTROL	20200724	18038,463,424.00	59032,478,134.00	58832,866,398.00	18238,075,160.00		
83 01	BIENES Y DERECHOS EN	20200724	16,514,033.00	626,712,207.00	539,644,532.00	103,581,708.00		
83 01 02	Derechos	20200724	16,514,033.00	626,712,207.00	539,644,532.00	103,581,708.00		
83 01 02 01	Avances Por Girar	20200724	9,564,033.00	621,362,207.00	534,294,532.00	96,631,708.00		
83 01 02 02	Prestamos Ordinarios	20200630	6,950,000.00	5,350,000.00	5,350,000.00	6,950,000.00		
83 15	BIENES Y DERECHOS RE	20200618	17034,584,076.00	140,014,181.00	0.00	17174,598,257.00		
83 15 10	Propiedades Planta y	20200618	17034,584,076.00	140,014,181.00	0.00	17174,598,257.00		
83 15 10 07	Componentes de las P	20200618	17034,584,076.00	140,014,181.00	0.00	17174,598,257.00		
83 15 10 07 20	Equipo y Maquinaria	20181231	24,843,151.00	0.00	0.00	24,843,151.00		
83 15 10 07 21	Equipo y Maquinaria	20181231	2,670,471.00	0.00	0.00	2,670,471.00		
83 15 10 07 22	Instrumentos Musical	20191002	552,663,760.00	0.00	0.00	552,663,760.00		
83 15 10 07 23	Equipo de Recreación	20181231	42,907,293.00	0.00	0.00	42,907,293.00		
83 15 10 07 24	Equipo y Maquinaria	20181231	14,397,039.00	0.00	0.00	14,397,039.00		
83 15 10 07 25	Herramientas y Acces	20190930	241,433,675.00	0.00	0.00	241,433,675.00		
83 15 10 07 26	Equipo y Maquinaria	20200609	4852,802,580.00	281,391.00	0.00	4853,083,971.00		
83 15 10 07 27	Equipos para Medicin	20191212	84,832,405.00	0.00	0.00	84,832,405.00		
83 15 10 07 28	Muebles y Enseres	20190930	5015,716,680.00	0.00	0.00	5015,716,680.00		
83 15 10 07 29	Equipo y Maquinaria	20191023	142,678,147.00	0.00	0.00	142,678,147.00		
83 15 10 07 30	Equipo y Maquinaria	20200527	1635,996,205.00	198,388.00	0.00	1636,194,593.00		
83 15 10 07 31	Equipo y Maquinaria	20200618	2649,661,518.00	0.00	0.00	2649,661,518.00		
83 15 10 07 32	Libros	20181231	1639,830,373.00	0.00	0.00	1639,830,373.00		
83 15 10 07 33	Software	20200528	134,150,779.00	139,534,402.00	0.00	273,685,181.00		
83 69	DESEMBOLSOS BIENESTA	20190130	804,705,068.00	0.00	0.00	804,705,068.00		
83 69 09	Gastos De Viaje	20190130	804,705,068.00	0.00	0.00	804,705,068.00		
83 69 09 01	Avance Contrato Estu	20190130	804,705,068.00	0.00	0.00	804,705,068.00		
83 70	GASTOS DE INVESTIGAC	20190903	152,938,727.00	0.00	0.00	152,938,727.00		
83 70 90	GASTOS DIVERSOS	20190903	152,938,727.00	0.00	0.00	152,938,727.00		
83 90	OTRAS CUENTAS DEUDOR	20200724	29,721,520.00	58265,751,746.00	58293,221,866.00	2,251,400.00		
83 90 90	Otras Cuentas Deudor	20200724	29,721,520.00	58265,751,746.00	58293,221,866.00	2,251,400.00		
83 90 90 01	Iva Por Reintegrar	20200717	2,251,400.00	0.00	0.00	2,251,400.00		
83 90 90 02	cuenta puente para n	20200724	0.00	58265,751,746.00	58265,751,746.00	0.00		
83 90 90 03	AVANCES SOBRE CONVEN	20200616	27,470,120.00	0.00	27,470,120.00	0.00		
89	DEUDORAS POR CONTRA	20200727	18045,011,424.00-	1635,956,171.00	1866,381,695.00	18275,436,948.00-		
89 05	ACTIVOS CONTINGENTES	20200727	6,548,000.00-	1068,841,519.00	1099,655,307.00	37,361,788.00-		
89 05 90	Otros Activos Contin	20200727	6,548,000.00-	1068,841,519.00	1099,655,307.00	37,361,788.00-		
89 15	DEUDORAS DE CONTROL	20200724	18038,463,424.00-	567,114,652.00	766,726,388.00	18238,075,160.00-		
89 15 06	Bienes y derechos re	20200618	17034,584,076.00-	0.00	140,014,181.00	17174,598,257.00-		

C U E N T A	D E S C R I P C I O N	U L T. M O V.	S A L D O A N T E R I O R	D E B I T O S	C R E D I T O S	N U E V O S A L D O
89 15 25	Bienes Y Derechos En	20200724	16,514,033.00-	539,644,532.00	626,712,207.00	103,581,708.00-
89 15 69	Desembolsos Bienesta	20190130	804,705,068.00-	0.00	0.00	804,705,068.00-
89 15 70	Gastos de Investigac	20190903	152,938,727.00-	0.00	0.00	152,938,727.00-
89 15 90	Otras Cuentas Deudor	20200717	29,721,520.00-	27,470,120.00	0.00	2,251,400.00-
91	PASIVOS CONTINGENTES	20200728	59805,953,394.00-	25218,615,339.00	59024,952,987.00	93612,291,042.00-
91 20	LITIGIOS Y MECANISMO	20200630	4556,958,756.00-	4560,780,863.00	4768,485,365.00	4764,663,258.00-
91 20 01	Civiles	20200630	191,819,790.00-	191,819,790.00	201,194,060.00	201,194,060.00-
91 20 02	Laborales	20200630	356,742,961.00-	356,742,961.00	411,251,537.00	411,251,537.00-
91 20 04	Administrativos	20200630	4008,396,005.00-	4012,218,112.00	4156,039,768.00	4152,217,661.00-
91 90	OTRAS RESPONSABILIDA	20200728	55248,994,638.00-	20657,834,476.00	54256,467,622.00	88847,627,784.00-
91 90 90	Otras Responsabilida	20200728	55248,994,638.00-	20657,834,476.00	54256,467,622.00	88847,627,784.00-
91 90 90 10	Contratacion 2018	20200728	0.00	10099,124,812.00	53385,604,397.00	43286,479,585.00-
91 90 90 10 01	Contratos Juridica	20200728	0.00	9673,152,739.00	38015,034,106.00	28341,881,367.00-
91 90 90 10 02	Ordenes de Compra	20200722	0.00	425,972,073.00	15370,570,291.00	14944,598,218.00-
91 90 90 50	Reservas 2017	20200727	36359,896,140.00-	8221,516,935.00	851,363,225.00	28989,742,430.00-
91 90 90 50 01	Reservas Funcionamie	20200727	7832,640,069.00-	4684,770,379.00	73,583,051.00	3221,452,741.00-
91 90 90 50 02	Reservas Inversion	20200727	26934,719,611.00-	3536,746,556.00	777,780,174.00	24175,753,229.00-
91 90 90 50 03	Reservas Pensiones	20191231	1592,536,460.00-	0.00	0.00	1592,536,460.00-
91 90 90 60	Pasivos 2016	20200721	18889,098,498.00-	2337,192,729.00	19,500,000.00	16571,405,769.00-
93	ACREEDORAS DE CONTRO	20180830	8,799,999.00-	0.00	0.00	8,799,999.00-
93 06	BIENES RECIBIDOS EN	20180830	8,799,999.00-	0.00	0.00	8,799,999.00-
93 06 17	Propiedades Planta y	20180830	8,799,999.00-	0.00	0.00	8,799,999.00-
93 06 17 01	Grupo 2-21 Equipo Ma	20180830	8,799,999.00-	0.00	0.00	8,799,999.00-
99	ACREEDORAS POR CONTR	20200728	59814,753,393.00	59022,702,987.00	25216,365,339.00	93621,091,041.00
99 05	RESPONSABILIDADES CO	20200728	59805,953,394.00	59022,702,987.00	25216,365,339.00	93612,291,042.00
99 05 05	Litigios Y Mecanismo	20200630	4556,958,756.00	4768,485,365.00	4560,780,863.00	4764,663,258.00
99 05 05 01	Procesos Civiles	20200630	191,819,790.00	201,194,060.00	191,819,790.00	201,194,060.00
99 05 05 02	Resp Cont Laborales	20200630	356,742,961.00	411,251,537.00	356,742,961.00	411,251,537.00
99 05 05 04	Respon s Cont Admiis	20200630	4008,396,005.00	4156,039,768.00	4012,218,112.00	4152,217,661.00
99 05 90	Otras Responsabilida	20200728	55248,994,638.00	54254,217,622.00	20655,584,476.00	88847,627,784.00
99 05 90 01	Otras Responsabilida	20200728	55248,994,638.00	54254,217,622.00	20655,584,476.00	88847,627,784.00
99 15	ACREEDORAS DE CONTRO	20180830	8,799,999.00	0.00	0.00	8,799,999.00
99 15 02	Bienes Recibidos en	20180830	8,799,999.00	0.00	0.00	8,799,999.00
T O T A L E S ==>			0.00	896399,686,135.00	896399,686,135.00	0.00