



UNIVERSIDAD DISTRITAL
FRANCISCO JOSÉ DE CALDAS


INFORMES FINANCIEROS | Universidad Distrital Francisco José de Caldas



**Universidad Distrital
Francisco José de Caldas**
Bogotá D.C., Noviembre de 2020

INFORMES FINANCIEROS

Octubre 2020





BOGOTÁ DISTRITO CAPITAL
UNIVERSIDAD DISTRITAL FRANCISCO JOSE DE CALDAS

ESTADO DE SITUACIÓN FINANCIERA

A 31 DE OCTUBRE DEL 2020

(Cifras en Pesos Colombianos sin decimales)

Código	Descripción	Nota	Año 2019	Año 2020
1	ACTIVO		3.229.000.371.734	3.480.561.320.843
	ACTIVO CORRIENTE		297.098.659.243	320.409.237.537
11	EFFECTIVO Y EQUIVALENTES AL EFFECTIVO		45.277.234.207	64.257.144.283
1110	DEPÓSITOS EN INSTITUCIONES FINANCIERAS		45.277.234.207	64.257.144.283
12	INVERSIONES E INSTRUMENTOS DERIVADOS		59.902.348.967	40.796.855.713
1221	INVERSIONES DE ADMINISTRACIÓN DE LIQUIDEZ A VALOR DE MERCADO (VALOR RAZONABLE) CON CAMBIOS EN EL RESULTADO		59.902.348.967	40.796.855.713
13	CUENTAS POR COBRAR		10.334.822.850	14.460.256.562
1311	CONTRIBUCIONES, TASAS E INGRESOS NO TRIBUTARIOS		19.295.856	12.529.586
1317	PRESTACIÓN DE SERVICIOS		613.903.257	431.354.340
1337	TRANSFERENCIAS POR COBRAR		275.803.372	5.670.703.617
1384	OTRAS CUENTAS POR COBRAR		9.425.820.365	10.258.878.845
1386	DETERIORO ACUMULADO DE CUENTAS POR COBRAR (CR)		0	-1.913.209.826
14	PRÉSTAMOS POR COBRAR		726.808.908	866.609.408
1415	PRÉSTAMOS CONCEDIDOS		726.808.908	880.127.703
1480	DETERIORO ACUMULADO DE PRÉSTAMOS POR COBRAR (CR)		0	-13.518.295
15	INVENTARIOS		0	0
1514	MATERIALES Y SUMINISTROS		0	0
19	OTROS ACTIVOS		180.857.444.311	200.028.371.571
1902	PLAN DE ACTIVOS PARA BENEFICIOS A LOS EMPLEADOS A LARGO PLAZO		1.892.427.981	2.021.214.108
1904	PLAN DE ACTIVOS PARA BENEFICIOS POSEMPLEO		119.134.282.827	124.371.156.804
1905	BIENES Y SERVICIOS PAGADOS POR ANTICIPADO		303.605.385	606.138.178
1906	AVANCES Y ANTICIPOS ENTREGADOS		624.917.745	1.000.884.894
1908	RECURSOS ENTREGADOS EN ADMINISTRACIÓN		58.192.870.013	71.380.612.776
1909	DEPÓSITOS ENTREGADOS EN GARANTÍA		610.751.834	648.364.811
1970	ACTIVOS INTANGIBLES		359.467.574	0
1975	AMORTIZACIÓN ACUMULADA DE ACTIVOS INTANGIBLES (CR)		-260.879.048	0
	ACTIVO NO CORRIENTE		2.931.901.712.491	3.160.152.083.306
16	PROPIEDADES, PLANTA Y EQUIPO		311.989.792.605	315.134.152.602
1605	TERRENOS		104.985.073.570	104.985.073.570
1615	CONSTRUCCIONES EN CURSO		2.872.009.990	2.872.009.990
1635	BIENES MUEBLES EN BODEGA		0	0
1640	EDIFICACIONES		192.209.439.168	192.974.578.888
1655	MAQUINARIA Y EQUIPO		834.271.908	847.107.892
1660	EQUIPO MÉDICO Y CIENTÍFICO		8.063.003.939	9.912.735.882
1665	MUEBLES, ENSERES Y EQUIPO DE OFICINA		6.386.536.623	6.530.596.624
1670	EQUIPOS DE COMUNICACIÓN Y COMPUTACIÓN		5.836.402.707	10.333.411.295
1675	EQUIPOS DE TRANSPORTE, TRACCIÓN Y ELEVACIÓN		294.714.234	294.714.234
1680	EQUIPOS DE COMEDOR, COCINA, DESPENSA Y HOTELERÍA		15.970.484	24.217.184
1681	BIENES DE ARTE Y CULTURA		9.296.091	13.942.892
1685	DEPRECIACIÓN ACUMULADA DE PROPIEDADES, PLANTA Y EQUIPO (CR)		-9.516.926.109	-10.782.225.859
1695	DETERIORO ACUMULADO DE PROPIEDADES, PLANTA Y EQUIPO (CR)		0	-2.872.009.990
17	BIENES DE USO PÚBLICO E HISTÓRICOS Y CULTURALES		70.840.847.568	70.885.472.568
1705	BIENES DE USO PÚBLICO EN CONSTRUCCIÓN		4.703.184.968	4.703.184.968
1710	BIENES DE USO PÚBLICO EN SERVICIO (Bibliotecas)		66.137.662.600	66.137.662.600
1715	BIENES HISTÓRICOS Y CULTURALES (Monumentos y otros)		0	44.625.000
19	OTROS ACTIVOS		2.549.071.072.318	2.774.132.458.136
1904	PLAN DE ACTIVOS PARA BENEFICIOS POSEMPLEO		2.549.071.072.318	2.773.995.641.022
1970	ACTIVOS INTANGIBLES		0	397.696.162
1975	AMORTIZACIÓN ACUMULADA DE ACTIVOS INTANGIBLES (CR)		0	-260.879.048


Código	Descripción	Nota	Año 2019	Año 2020
2	PASIVO		899.717.258.329	980.787.233.773
	PASIVO CORRIENTE		60.261.478.326	65.280.709.615
24	CUENTAS POR PAGAR		14.625.846.646	18.107.029.833
2401	ADQUISICIÓN DE BIENES Y SERVICIOS NACIONALES		3.920.369.750	3.870.370.311
2407	RECURSOS A FAVOR DE TERCEROS		5.760.848.397	7.958.755.853
2424	DESCUENTOS DE NÓMINA		2.716.412.591	2.858.486.826
2436	RETENCIÓN EN LA FUENTE E IMPUESTO DE TIMBRE		756.691.481	725.057.056
2440	IMPUESTOS, CONTRIBUCIONES Y TASAS		141.338.529	141.957.729
2460	CRÉDITOS JUDICIALES		0	0
2490	OTRAS CUENTAS POR PAGAR		1.330.185.898	2.552.402.058
25	BENEFICIOS A LOS EMPLEADOS		26.461.863.813	31.508.943.739
2511	BENEFICIOS A LOS EMPLEADOS A CORTO PLAZO		14.813.219.216	20.738.695.014
2512	BENEFICIOS A LOS EMPLEADOS A LARGO PLAZO		11.588.103.073	10.770.248.725
2514	BENEFICIOS POSEMPLEO - PENSIONES		60.541.524	0
27	PROVISIONES		0	64.754.670
2790	PROVISIONES DIVERSAS		0	64.754.670
29	OTROS PASIVOS		19.173.767.867	15.599.981.373
2902	RECURSOS RECIBIDOS EN ADMINISTRACIÓN		3.653.546.077	4.674.864.572
2903	DEPÓSITOS RECIBIDOS EN GARANTÍA		266.917.534	50.340.232
2910	INGRESOS RECIBIDOS POR ANTICIPADO		15.253.304.256	10.874.776.569
	PASIVO NO CORRIENTE		839.455.780.003	915.506.524.158
25	BENEFICIOS A LOS EMPLEADOS		838.738.782.772	914.147.192.050
2514	BENEFICIOS POSEMPLEO - PENSIONES		838.738.782.772	914.147.192.050
27	PROVISIONES		716.997.231	1.359.332.108
2701	LITIGIOS Y DEMANDAS		716.997.231	1.359.332.108
3	PATRIMONIO		2.329.283.113.405	2.499.774.087.070
31	PATRIMONIO DE LAS INSTITUCIONES DE EDUCACIÓN SUPERIOR PÚBLICAS		2.329.283.113.405	2.499.774.087.070
3105	CAPITAL FISCAL		93.821.892.396	93.821.892.396
3109	RESULTADOS DE EJERCICIOS ANTERIORES		2.278.727.659.714	2.395.847.199.241
3110	RESULTADO DEL EJERCICIO		70.876.013.867	41.494.977.730
3151	GANANCIAS O PÉRDIDAS POR PLANES DE BENEFICIOS		-114.142.452.572	-31.389.982.297
	TOTAL PASIVO Y PATRIMONIO		3.229.000.371.734	3.480.561.320.843

Código	Descripción	Nota	Año 2019	Año 2020
8	CUENTAS DE ORDEN DEUDORAS		0	0
81	ACTIVOS CONTINGENTES		24.744.759	11.242.148
8190	OTROS ACTIVOS CONTINGENTES		24.744.759	11.242.148
83	DEUDORAS DE CONTROL		18.107.086.569	19.314.011.441
8301	BIENES Y DERECHOS ENTREGADOS EN GARANTÍA		114.395.747	24.945.767
8315	BIENES Y DERECHOS RETIRADOS		16.972.025.626	17.354.224.048
8369	DESEMBOLSOS BIENESTAR UNIVERSITARIO		804.705.068	804.705.068
8370	GASTOS DE INVESTIGACIÓN INSTITUCIONES DE EDUCACIÓN		152.938.727	1.129.827.941
8390	OTRAS CUENTAS DEUDORAS DE CONTROL		63.021.401	308.617
89	DEUDORAS POR CONTRA (CR)		-18.131.831.328	-19.325.253.589
8905	ACTIVOS CONTINGENTES POR CONTRA (CR)		-24.744.759	-11.242.148
8915	DEUDORAS DE CONTROL POR CONTRA (CR)		-18.107.086.569	-19.314.011.441
9	CUENTAS DE ORDEN ACREEDORAS		0	0
91	PASIVOS CONTINGENTES		48.954.018.725	69.783.178.166
9120	LITIGIOS Y MECANISMOS ALTERNATIVOS DE SOLUCIÓN DE CONFLICTOS		4.608.811.562	4.963.384.840
9149	OTROS PASIVOS CONTINGENTES		0	0
9190	OTROS PASIVOS CONTINGENTES		44.345.207.163	64.819.793.326
93	ACREEDORAS DE CONTROL		8.799.999	8.799.999
9306	BIENES RECIBIDOS EN CUSTODIA		8.799.999	8.799.999
9312	LIQUIDACIÓN PROVISIONAL DE BONOS PENSIONALES		0	0
9390	OTRAS CUENTAS ACREEDORAS DE CONTROL		0	0
99	ACREEDORAS POR CONTRA (DB)		-48.962.818.724	-69.791.978.165
9905	PASIVOS CONTINGENTES POR CONTRA (DB)		-48.954.018.725	-69.783.178.166
9915	ACREEDORAS DE CONTROL POR CONTRA (DB)		-8.799.999	-8.799.999

Los suscritos Representante Legal, el Vicerrector Administrativo y Financiero, el Jefe de la División de Recursos Financieros y el Jefe de la Sección de Contabilidad de la Universidad Distrital Francisco Jose de Caldas certifican que los saldos contables agregados a 31 de octubre del 2020, fueron tomados fielmente de los libros de contabilidad consolidados de conformidad con la información suministrada por las diferentes áreas académicas y/o administrativas, que la contabilidad se elaboró conforme a la normatividad del Régimen de Contabilidad Pública Actual; y que la información revelada refleja en forma fidedigna la situación financiera, económica, social y ambiental de la Universidad.


 RICARDO GARCÍA DUARTE
 RECTOR


 ALVARO ESPINEL ORTEGA
 VICERRECTOR ADMINISTRATIVO Y FINANCIERO

 Escriba el texto aquí

EUSEBIO ANTONIO RANGEL ROA
 JEFE DIVISIÓN DE RECURSOS FINANCIEROS


 JESÚS ÁLVARO MAHECHA RANGEL
 JEFE SECCIÓN DE CONTABILIDAD




BOGOTÁ DISTRITO CAPITAL
UNIVERSIDAD DISTRITAL FRANCISCO JOSE DE CALDAS

ESTADO DE RESULTADO
A 31 DE OCTUBRE DEL 2020
(Cifras en Pesos Colombianos sin decimales)


Código	Descripción	Nota	Año 2019	Año 2020
INGRESOS OPERACIONALES			261.106.932.878	235.714.544.726
41	INGRESOS FISCALES		27.720.094.237	3.077.227.409
4110	NO TRIBUTARIOS		27.729.087.145	3.077.227.409
4195	DEVOLUCIONES Y DESCUENTOS (Db)		-8.992.908	0
43	VENTA DE SERVICIOS		39.810.674.216	32.470.869.033
4305	SERVICIOS EDUCATIVOS		39.975.857.021	32.627.843.773
4395	DEVOLUCIONES, REBAJAS Y DESCUENTOS EN VENTA DE SERVICIOS (DB)		-165.182.805	-156.974.740
44	TRANSFERENCIAS Y SUBVENCIONES		35.956.813.219	55.128.470.109
4428	OTRAS TRANSFERENCIAS		35.956.813.219	55.128.470.109
47	OPERACIONES INTERINSTITUCIONALES		157.619.351.206	145.037.978.175
4705	FONDOS RECIBIDOS		157.619.351.206	145.037.978.175
6	COSTOS DE VENTAS		139.485.773.701	138.936.338.451
63	COSTO DE VENTAS DE SERVICIOS		139.485.773.701	138.936.338.451
6305	SERVICIOS EDUCATIVOS		139.485.773.701	138.936.338.451
5	GASTOS OPERACIONALES		64.146.510.057	68.265.990.917
51	DE ADMINISTRACIÓN Y OPERACIÓN		61.711.979.347	66.301.489.236
5101	SUELDOS Y SALARIOS		10.022.325.290	10.140.177.679
5102	CONTRIBUCIONES IMPUTADAS		338.029.214	289.483.949
5103	CONTRIBUCIONES EFECTIVAS		4.639.774.343	5.714.375.700
5104	APORTES SOBRE LA NÓMINA		320.589.550	360.053.900
5107	PRESTACIONES SOCIALES		5.361.983.736	4.587.635.405
5108	GASTOS DE PERSONAL DIVERSOS		4.038.137	0
5111	GENERALES		40.523.270.820	44.695.696.010
5120	IMPUESTOS, CONTRIBUCIONES Y TASAS		501.968.257	514.066.593
53	DETERIORO, DEPRECIACIONES, AMORTIZACIONES Y PROVISIONES		2.434.530.710	1.964.501.681
5347	DETERIORO DE CUENTAS POR COBRAR		0	17.098.644
5349	DETERIORO DE PRÉSTAMOS POR COBRAR		0	0
5351	DETERIORO DE PROPIEDADES, PLANTA Y EQUIPO		0	0
5360	DEPRECIACIÓN DE PROPIEDADES, PLANTA Y EQUIPO		1.150.272.500	1.035.245.250
5366	AMORTIZACIÓN DE ACTIVOS INTANGIBLES		0	0
5368	PROVISIÓN LITIGIOS Y DEMANDAS		1.284.258.210	912.157.787
EXCEDENTE (DÉFICIT) OPERACIONAL			57.474.649.120	28.512.215.358

Código	Descripción	Nota	Año 2019	Año 2020
4	INGRESOS NO OPERACIONALES		15.131.782.359	13.055.073.605
48	OTROS INGRESOS		15.131.782.359	13.055.073.605
4802	FINANCIEROS		8.475.837.649	7.706.150.168
4808	INGRESOS DIVERSOS		6.221.275.841	5.348.923.437
4830	REVERSIÓN DE LAS PÉRDIDAS POR DETERIORO DE VALOR		434.668.869	0
5	GASTOS NO OPERACIONALES		1.730.417.612	72.311.233
58	OTROS GASTOS		1.730.417.612	72.311.233
5802	COMISIONES		1.645.095.156	12.073.332
5803	AJUSTE POR DIFERENCIA EN CAMBIO		0	1.606.250
5804	FINANCIEROS		84.377.734	55.320.096
5890	GASTOS DIVERSOS		944.722	3.311.555
5893	DEVOLUCIONES Y DESCUENTOS INGRESOS FISCALES		0	0
	EXCEDENTE (DÉFICIT) NO OPERACIONAL		70.876.013.867	41.494.977.730
	PARTIDAS EXTRAORDINARIAS		0	0
4810	INGRESOS EXTRAORDINARIOS		0	0
5810	GASTOS EXTRAORDINARIOS		0	0
	EXCEDENTE O DÉFICIT DEL EJERCICIO		70.876.013.867	41.494.977.730

Los suscritos Representante Legal, el Vicerrector Administrativo y Financiero, el Jefe de la División de Recursos Financieros y el Jefe de la Sección de Contabilidad de la Universidad Distrital Francisco Jose de Caldas certifican que los saldos contables agregados a 31 de octubre del 2020, fueron tomados fielmente de los libros de contabilidad consolidados de conformidad con la información suministrada por las diferentes áreas académicas y/o administrativas, que la contabilidad se elaboró conforme a la normatividad del régimen de contabilidad pública actual; y que la información revelada refleja en forma fidedigna la situación financiera, económica, social y ambiental de la universidad.


 RICARDO GARCÍA DUARTE
 RECTOR


 ALVARO ESPINEL ORTEGA
 VICERRECTOR ADMINISTRATIVO Y FINANCIERO


 EUSEBIO ANTONIO RANGEL ROA
 JEFE DIVISIÓN DE RECURSOS FINANCIEROS


 JESÚS ÁLVARO MAHECHA RANGEL
 JEFE SECCIÓN DE CONTABILIDAD

C U E N T A	D E S C R I P C I O N	U L T. M O V.	S A L D O A N T E R I O R	D E B I T O S	C R E D I T O S	N U E V O S A L D O
11	EFFECTIVO Y EQUIVALEN	20201228	63297,684,012.00	501268,938,204.00	500309,477,933.00	64257,144,283.00
11 10	DEPÓSITOS EN INSTITU	20201228	63297,684,012.00	501268,938,204.00	500309,477,933.00	64257,144,283.00
11 10 05	Cuenta Corriente	20201228	3484,239,664.00	155019,258,783.00	158494,175,357.00	9,323,090.00
11 10 05 02	Occidentes 05354-08	20201228	3484,239,664.00	155019,258,783.00	158494,175,357.00	9,323,090.00
11 10 06	Cuenta De Ahorro	20201202	59813,444,348.00	346249,679,421.00	341815,302,576.00	64247,821,193.00
11 10 06 11	Occidente 814618 Cta	20201130	494,344,696.00	33721,268,564.00	32323,020,064.00	1892,593,196.00
11 10 06 17	Occidente 81462-6 No	20201202	38815,707,611.00	230400,757,904.00	261111,377,173.00	8105,088,342.00
11 10 06 38	Bancoccidente 230-85	20201130	63,742,618.00	790,491,414.00	4,779.00	854,229,253.00
11 10 06 39	Occidente Inv MEN 88	20201127	477,328,417.00	1663,718,532.00	584,295,064.00	1556,751,885.00
11 10 06 40	CTA 309044469 BCO BB	20201110	562,126,797.00	1292,299,936.00	255,087,166.00	1599,339,567.00
11 10 06 59	OCCI 230857187CONV P	20201030	1096,407,817.00	1930,908,010.00	1353,233,289.00	1674,082,538.00
11 10 06 61	OCCID 230-85893-8 CO	20201030	7618,705,281.00	14239,707,598.00	16112,444,201.00	5745,968,678.00
11 10 06 64	OCCIDENTE 230-864282	20190801	2295,721,086.00	8621,561,798.00	8752,059,686.00	2165,223,198.00
11 10 06 70	Bco Occidente 230-87	20201127	2055,526,567.00	3789,072,786.00	282,704,002.00	5561,895,351.00
11 10 06 86	Cuenta de ahorro	20201030	2720,696,601.00	17152,339,949.00	12619,531,020.00	7253,505,530.00
11 10 06 86 07	230-87986-8 BCO OCCI	20201030	10,459,536.00	22,688.00	0.00	10,482,224.00
11 10 06 86 14	DAVIVIENDA 0092 0079	20201030	52,286,898.00	1596,473,093.00	1588,179,031.00	60,580,960.00
11 10 06 86 17	DAVIV AHORROS FONDO	20190801	309,084,047.00	883,672.00	309,967,719.00	0.00
11 10 06 86 18	DAVIV 0092 0079 8081	20201030	1,248,425.00	852,298,928.00	695,035,141.00	158,512,212.00
11 10 06 86 20	DAVIV 0092 7043 5366	20201030	43,693.00	634.00	0.00	44,327.00
11 10 06 86 22	DAVIV 0092-7044-0218	20200701	40,382.00	35,030.00	75,412.00	0.00
11 10 06 86 23	OCCIDENTE 23088652 5	20201030	6,681,549.00	63,369.00	5,780,620.00	964,298.00
11 10 06 86 26	230-88676-4 BCO OCCI	20201030	5,200,301.00	76,798,294.00	54,344,546.00	27,654,049.00
11 10 06 86 29	CUENTA 0092-0081-699	20201030	175,075,096.00	1761,465,477.00	193,874,100.00	1742,666,473.00
11 10 06 86 34	CUENTA AHORRO OCCIDE	20201030	1582,884,995.00	1747,083,942.00	2377,631,543.00	952,337,394.00
11 10 06 86 35	CUENTA AHORRO OCCIDE	20201030	12,416,630.00	3486,264,506.00	2656,161,764.00	842,519,372.00
11 10 06 86 36	OCCIDENTE CTA AHORRO	20201030	8,949,702.00	125,335.00	0.00	9,075,037.00
11 10 06 86 38	CTA AHORRO 230-88904	20201030	55,497,607.00	109,051,591.00	164,191,076.00	358,122.00
11 10 06 86 39	BCO OCCIDENTE CTA A	20200228	34,337,496.00	20,412.00	34,357,908.00	0.00
11 10 06 86 40	CTA AHORROS DAVIVIEN	20200801	69,863,179.00	7,693,364.00	77,556,543.00	0.00
11 10 06 86 41	DAVIVIENDA CTA AHORR	20201030	41,186,515.00	30,491.00	29,002,436.00	12,214,570.00
11 10 06 86 42	AHORROS 230-88972-7	20201030	237,584,638.00	227,868,690.00	295,368,387.00	170,084,941.00
11 10 06 86 43	DAVIVIENDA CTA AHORR	20201030	117,855,912.00	318,438,494.00	238,803,984.00	197,490,422.00
11 10 06 86 44	Cta Ahorro Occidente	20201030	0.00	191,044,289.00	188,124,768.00	2,919,521.00
11 10 06 86 45	OCCIDENTE CTA AHORRO	00000000	0.00	2735,664,330.00	2735,628,328.00	36,002.00
11 10 06 86 46	OCCIDENTE CTA AHORRO	20201030	0.00	3450,821,992.00	545,667,961.00	2905,154,031.00
11 10 06 86 47	OCCIDENTE CTA AHORRO	20201030	0.00	590,191,328.00	429,779,753.00	160,411,575.00
11 10 06 87	Proestampillas UN Pu	20201127	1214,693,828.00	4369,675,023.00	1207,450,538.00	4376,918,313.00
11 10 06 88	Cuenta de ahorro	20201030	190,232,251.00	180,166,844.00	689,391.00	369,709,704.00
11 10 06 88 01	DAVIVIENDA AHORRO 00	20201030	190,227,454.00	180,166,834.00	684,584.00	369,709,704.00
11 10 06 88 02	0092-0079-8099 DAVIV	20190801	4,797.00	10.00	4,807.00	0.00
11 10 06 89	CTA AHORROS 91000132	20201110	2188,160,550.00	7221,032,659.00	3512,957,799.00	5896,235,410.00
11 10 06 90	CTA AHORROS 91000013	20201110	20,050,228.00	4199,580,119.00	39,270.00	4219,591,077.00
11 10 06 91	Cta Ahorros No.220-0	20200930	0.00	3700,000,000.00	3700,000,000.00	0.00
11 10 06 92	Cta Ahorros 220-048-	20201110	0.00	12977,098,285.00	409,134.00	12976,689,151.00
12	INVERSIONES E INSTRU	20201230	50512,787,266.00	132022,895,519.00	141738,827,072.00	40796,855,713.00
12 21	INVERSIONES DE ADMIN	20201230	50512,787,266.00	132022,895,519.00	141738,827,072.00	40796,855,713.00
12 21 02	Certificados De Depó	20201230	32120,920,654.00	132022,895,519.00	141738,827,072.00	22404,989,101.00
12 21 02 01	VALOR NOMINNAL CDT -	20200916	9124,298,617.00	48583,430,040.00	52594,103,958.00	5113,624,699.00
12 21 02 02	VALOR NOMINAL CDT -	20200916	20022,793,381.00	50313,034,646.00	57078,260,143.00	13257,567,884.00
12 21 02 03	VALOR NOMINAL CDT -	20200914	1210,372,189.00	1989,897,725.00	3200,269,914.00	0.00
12 21 02 04	VALOR NOMINAL CDT -	20200916	1600,196,745.00	7723,776,157.00	9323,972,902.00	0.00
12 21 02 05	Aprotes del Distrito	20200916	0.00	11845,042,504.00	7854,829,784.00	3990,212,720.00
12 21 02 97	VALORACION DE CDT	20201230	163,259,722.00	11567,714,447.00	11687,390,371.00	43,583,798.00

De : ENE 1/2020 A : OCT 31/2020

C U E N T A	D E S C R I P C I O N	U L T. M O V.	S A L D O A N T E R I O R	D E B I T O S	C R E D I T O S	N U E V O S A L D O
12 21 02 97 01	RECURSOS PROPIOS	20201230	106,470,427.00	10692,907,363.00	10783,519,588.00	15,858,202.00
12 21 02 97 02	RECURSOS CREE	20201230	49,912,771.00	647,254,294.00	675,957,405.00	21,209,660.00
12 21 02 97 03	RECURSOS PRO UNAL	20200930	2,861,119.00	36,006,490.00	38,867,609.00	0.00
12 21 02 97 04	RECURSOS MEN	20200930	4,015,405.00	142,928,770.00	146,944,175.00	0.00
12 21 02 97 05	Rendimientos financi	20201230	0.00	48,617,530.00	42,101,594.00	6,515,936.00
12 21 13	Acciones Ordinarias	20191231	18391,866,612.00	0.00	0.00	18391,866,612.00
12 21 13 01	Acciones Nominales E	20171231	38,488,382.00	0.00	0.00	38,488,382.00
12 21 13 97	Valorizacion Histori	20191231	18353,378,230.00	0.00	0.00	18353,378,230.00
13	CUENTAS POR COBRAR	20201130	23831,816,785.00	171113,508,856.00	180485,069,079.00	14460,256,562.00
13 11	CONTRIBUCIONES TASA	20201127	16,979,116.00	3,195,090.00	7,644,620.00	12,529,586.00
13 11 04	Sanciones	20201127	16,979,116.00	3,195,090.00	7,644,620.00	12,529,586.00
13 17	PRESTACIÓN DE SERVIC	20201120	378,535,824.00	111,727,134.00	58,908,618.00	431,354,340.00
13 17 01	Servicios Educativos	20201120	378,535,824.00	111,727,134.00	58,908,618.00	431,354,340.00
13 17 01 04	Educación Formal - S	20201120	378,535,824.00	111,727,134.00	58,908,618.00	431,354,340.00
13 17 01 04 01	CXC Postgrado Vr. Hi	20201120	378,535,824.00	111,727,134.00	58,908,618.00	431,354,340.00
13 37	TRANSFERENCIAS POR C	20201127	16030,544,275.00	163767,884,009.00	174127,724,667.00	5670,703,617.00
13 37 12	Otras Transferencias	20201127	16030,544,275.00	163767,884,009.00	174127,724,667.00	5670,703,617.00
13 37 12 01	Entidades Nacionales	20201120	0.00	24227,343,685.00	23206,823,590.00	1020,520,095.00
13 37 12 04	Entidades Distritale	20201127	16030,544,275.00	139540,540,324.00	150920,901,077.00	4650,183,522.00
13 84	OTRAS CUENTAS POR CO	20201130	9306,583,125.00	7218,711,955.00	6266,416,235.00	10258,878,845.00
13 84 08	Cuotas Partes De Pen	20201130	1965,586,426.00	0.00	36,037,286.00	1929,549,140.00
13 84 08 01	Valor Historico Cuot	20201130	1965,586,426.00	0.00	36,037,286.00	1929,549,140.00
13 84 13	Devolución Iva Para	20201119	1431,052,150.00	2238,843,972.00	1766,280,570.00	1903,615,552.00
13 84 32	RESPONSABILIDAD FISC	20191231	36,383,085.00	0.00	0.00	36,383,085.00
13 84 35	INTERESES DE MORA	20200930	14,863,904.00	2,253,201.00	0.00	17,117,105.00
13 84 90	Otras Cuentas Por Co	20201126	5858,697,560.00	4977,614,782.00	4464,098,379.00	6372,213,963.00
13 84 90 01	Saldo Favor Ctas Ban	20201109	174,935,605.00	295,019,388.00	124,038,024.00	345,916,969.00
13 84 90 02	Cuenta Por Cobrar A	20201105	0.00	1222,037,164.00	1069,512,366.00	152,524,798.00
13 84 90 03	Deudores	20201123	31,935,973.00	39,468,139.00	8,390,181.00	63,013,931.00
13 84 90 04	Subsidio Familiar	20201123	24,094,000.00	8,688,390.00	1,193,968.00	31,588,422.00
13 84 90 05	Medicina Prepagada	20180420	3,298,627.00	0.00	0.00	3,298,627.00
13 84 90 06	Sueldos Y Primas	20201123	201,641,188.00	12,811,534.00	21,892,636.00	192,560,086.00
13 84 90 07	Mayores Valores Gira	20200831	75,856,395.00	0.00	2,090,600.00	73,765,795.00
13 84 90 08	Comisiones Iva Grava	20191118	2,688,072.00	0.00	0.00	2,688,072.00
13 84 90 09	Aj Contra Devo1 5%	20171231	322,515.00	0.00	0.00	322,515.00
13 84 90 10	Mayores Valores Paga	20201126	1551,490,691.00	938,811.00	14,270,810.00	1538,158,692.00
13 84 90 11	Sentencia Mesada 14	20200930	148,138,616.00	0.00	297,312.00	147,841,304.00
13 84 90 12	Cesantias Pagadas Po	20191231	71,240,558.00	0.00	0.00	71,240,558.00
13 84 90 13	CUENTAS POR COBRAR I	20191231	3475,577,864.00	3282,324,241.00	3147,595,334.00	3610,306,771.00
13 84 90 15	INCAPACIDADES	20201001	19,881,274.00	0.00	15,724,303.00	4,156,971.00
13 84 90 15 02	CUENTAS POR COBRAR A	20201001	19,881,274.00	0.00	15,724,303.00	4,156,971.00
13 84 90 16	MAYORES VALORES PAGA	20191129	76,948,000.00	0.00	0.00	76,948,000.00
13 84 90 17	MAYORES VALORES PAGA	20200305	648,182.00	0.00	64,030.00	584,152.00
13 84 90 18	Cuentas por Cobrar -	20200316	0.00	114,596,601.00	57,298,301.00	57,298,300.00
13 84 90 19	Mayores valores paga	20200316	0.00	1,730,514.00	1,730,514.00	0.00
13 86	DETERIORO ACUMULADO	20201104	1900,825,555.00-	11,990,668.00	24,374,939.00	1913,209,826.00-
13 86 02	Prestación de servic	20191231	172,451,146.00-	0.00	0.00	172,451,146.00-
13 86 02 01	Cuentas por Cobrar P	20191231	172,451,146.00-	0.00	0.00	172,451,146.00-
13 86 90	Otras cuentas por co	20201104	1728,374,409.00-	11,990,668.00	24,374,939.00	1740,758,680.00-
13 86 90 03	Deudores	20201104	16,076,040.00-	1,242,000.00	0.00	14,834,040.00-
13 86 90 04	Subsidio Familiar	20191231	17,091,203.00-	0.00	0.00	17,091,203.00-
13 86 90 05	Medicina Prepagada	20191231	3,298,627.00-	0.00	0.00	3,298,627.00-
13 86 90 06	Sueldos y Primas	20191231	75,429,305.00-	0.00	0.00	75,429,305.00-
13 86 90 07	Mayores Valores Gira	20200831	72,194,550.00-	2,090,600.00	0.00	70,103,950.00-
13 86 90 09	Devolcuion 5% cotiza	20191231	322,515.00-	0.00	0.00	322,515.00-

C U E N T A	D E S C R I P C I O N	U L T. M O V.	S A L D O A N T E R I O R	D E B I T O S	C R E D I T O S	N U E V O S A L D O
13 86 90 10	Mayores Valores Paga	20191231	1393,857,189.00-	0.00	0.00	1393,857,189.00-
13 86 90 11	Cesantias Mesada 14	20191231	131,320,259.00-	0.00	0.00	131,320,259.00-
13 86 90 32	Responsabilidades fi	20200930	18,784,721.00-	5,926,536.00	10,604,804.00	23,462,989.00-
13 86 90 35	Deterioro Responsabi	20200930	0.00	2,731,532.00	13,770,135.00	11,038,603.00-
14	PRÉSTAMOS POR COBRAR	20201126	819,541,651.00	155,780,385.00	108,712,628.00	866,609,408.00
14 15	PRÉSTAMOS CONCEDIDOS	20201126	833,059,946.00	155,780,385.00	108,712,628.00	880,127,703.00
14 15 25	Creditos A Empleados	20201126	833,059,946.00	155,780,385.00	108,712,628.00	880,127,703.00
14 15 25 14	Ptamo Ordinario Adti	20201126	60,921,179.00	17,634,618.00	38,279,830.00	40,275,967.00
14 15 25 14 01	Vr. Historico Ptamo	20201126	60,921,179.00	17,634,618.00	38,279,830.00	40,275,967.00
14 15 25 66	Ptmos Vivienda Admin	20201123	765,967,448.00	138,145,767.00	70,432,798.00	833,680,417.00
14 15 25 66 01	Vr. Historico Ptmos	20201123	983,687,303.00	105,578,287.00	70,432,798.00	1018,832,792.00
14 15 25 66 97	Deterioro Ptmos Vivi	20201030	217,719,855.00-	32,567,480.00	0.00	185,152,375.00-
14 15 25 77	Ptmos Vivienda Docen	20191101	6,171,319.00	0.00	0.00	6,171,319.00
14 15 25 77 01	Vr. Historico Ptmos	20191101	6,171,319.00	0.00	0.00	6,171,319.00
14 80	DETERIORO ACUMULADO	20191231	13,518,295.00-	0.00	0.00	13,518,295.00-
14 80 03	Prestamos concedidos	20191231	13,518,295.00-	0.00	0.00	13,518,295.00-
14 80 03 01	Prestamos ordinarios	20191231	412,038.00-	0.00	0.00	412,038.00-
14 80 03 02	Prestamos Vivienda A	20191231	6,934,938.00-	0.00	0.00	6,934,938.00-
14 80 03 03	Prestamos vivienda D	20191231	6,171,319.00-	0.00	0.00	6,171,319.00-
15	INVENTARIOS	20201030	0.00	1557,801,072.00	1557,801,072.00	0.00
15 14	MATERIALES Y SUMINIS	20201030	0.00	1557,801,072.00	1557,801,072.00	0.00
15 14 03	Medicamentos	20201016	0.00	30,887,771.00	30,887,771.00	0.00
15 14 03 01	Grupo 1-03 Medicamen	20201016	0.00	30,887,771.00	30,887,771.00	0.00
15 14 05	Materiales Reactivos	20200814	0.00	498,000.00	498,000.00	0.00
15 14 05 01	Elementos Reactivos	20200814	0.00	498,000.00	498,000.00	0.00
15 14 15	Materiales para Educ	20201028	0.00	216,366,664.00	216,366,664.00	0.00
15 14 15 01	Grupo 1-10 Útiles Es	20201028	0.00	216,366,664.00	216,366,664.00	0.00
15 14 17	Elementos y Accesori	20200814	0.00	50,293,254.00	50,293,254.00	0.00
15 14 17 01	Elementos de Aseo La	20200814	0.00	50,293,254.00	50,293,254.00	0.00
15 14 21	Dotación a Trabajado	20200814	0.00	3,356,850.00	3,356,850.00	0.00
15 14 21 01	Dotación a Trabajado	20200814	0.00	3,356,850.00	3,356,850.00	0.00
15 14 23	Combustibles y Lubri	20201026	0.00	15,836,514.00	15,836,514.00	0.00
15 14 23 01	Grupo 1-02 Combustib	20201026	0.00	15,836,514.00	15,836,514.00	0.00
15 14 24	Elementos y Material	20201030	0.00	374,863,792.00	374,863,792.00	0.00
15 14 24 01	Grupo 1-04 Elementos	20201030	0.00	374,863,792.00	374,863,792.00	0.00
15 14 90	Otros Materiales Y S	20201021	0.00	865,698,227.00	865,698,227.00	0.00
15 14 90 01	Grupo 1-25 Materiale	20201021	0.00	862,120,408.00	862,120,408.00	0.00
15 14 90 02	Grupo 2-01 Medallas	20200902	0.00	1,887,000.00	1,887,000.00	0.00
15 14 90 05	Capacitación Bienes	20200814	0.00	1,661,419.00	1,661,419.00	0.00
15 14 90 06	LLANTAS Y NEUMATICOS	20200814	0.00	29,400.00	29,400.00	0.00
16	PROPIEDADES PLANTA	20201231	309370,005,818.00	15793,973,940.00	10029,827,156.00	315134,152,602.00
16 05	TERRENOS	20191001	104985,073,570.00	0.00	0.00	104985,073,570.00
16 05 01	Urbanos	20191001	58285,510,000.00	0.00	0.00	58285,510,000.00
16 05 01 21	Facultad Ingenieria	20171331	19349,020,500.00	0.00	0.00	19349,020,500.00
16 05 01 21 01	Valor Historico	20171231	248,629,822.00	0.00	0.00	248,629,822.00
16 05 01 21 97	Valorizacion Histori	20171331	19100,390,678.00	0.00	0.00	19100,390,678.00
16 05 01 22	Sede Posgrados Cll 3	20171331	887,793,500.00	0.00	0.00	887,793,500.00
16 05 01 22 01	Valor Historico	20171231	90,724,348.00	0.00	0.00	90,724,348.00
16 05 01 22 97	Valorizacion Histori	20171331	797,069,152.00	0.00	0.00	797,069,152.00
16 05 01 23	Facultad Tecnologica	20171331	4479,152,000.00	0.00	0.00	4479,152,000.00
16 05 01 23 01	Valor Historico	20171231	853,362,749.00	0.00	0.00	853,362,749.00
16 05 01 23 97	Valorizacion Histori	20171331	3625,789,251.00	0.00	0.00	3625,789,251.00
16 05 01 26	Macarena B Facultad	20171331	9800,000,000.00	0.00	0.00	9800,000,000.00

C U E N T A	D E S C R I P C I O N	U L T. M O V.	S A L D O A N T E R I O R	D E B I T O S	C R E D I T O S	N U E V O S A L D O
16 05 01 26 01	Valor Historico	20171231	331,322,898.00	0.00	0.00	331,322,898.00
16 05 01 26 97	Valorizacion Histori	20171331	9468,677,102.00	0.00	0.00	9468,677,102.00
16 05 01 29	Facultad Artes Asab	20171331	853,600,000.00	0.00	0.00	853,600,000.00
16 05 01 29 01	Valor Historico	20171231	5,217,020.00	0.00	0.00	5,217,020.00
16 05 01 29 97	Valorizacion Histori	20171331	848,382,980.00	0.00	0.00	848,382,980.00
16 05 01 33	Sede Emisora Ud	20171331	447,125,400.00	0.00	0.00	447,125,400.00
16 05 01 33 01	Valor Historico	20171231	44,589,116.00	0.00	0.00	44,589,116.00
16 05 01 33 97	Valorizacion Histori	20171331	402,536,284.00	0.00	0.00	402,536,284.00
16 05 01 34	Facultad Tecnologica	20171331	11100,245,700.00	0.00	0.00	11100,245,700.00
16 05 01 34 01	Valor Historico	20171231	9977,043,197.00	0.00	0.00	9977,043,197.00
16 05 01 34 97	Valorizacion Histori	20171331	1123,202,503.00	0.00	0.00	1123,202,503.00
16 05 01 35	ASAB - PALACIO LA ME	20191001	9315,600,000.00	0.00	0.00	9315,600,000.00
16 05 01 35 01	Valor Historico	20191001	1151,659,110.00	0.00	0.00	1151,659,110.00
16 05 01 35 97	Valorizacion Histori	20191001	8163,940,890.00	0.00	0.00	8163,940,890.00
16 05 01 36	Sotanos Avenida Jime	20191001	2052,972,900.00	0.00	0.00	2052,972,900.00
16 05 01 36 01	Valor Historico	20191001	77,034,266.00	0.00	0.00	77,034,266.00
16 05 01 36 97	Valorizacion Histori	20191001	1975,938,634.00	0.00	0.00	1975,938,634.00
16 05 02	Rurales	20171331	178,637,500.00	0.00	0.00	178,637,500.00
16 05 02 01	Finca El Tibar Choa	20171331	178,637,500.00	0.00	0.00	178,637,500.00
16 05 02 01 01	Valor Historico	20171331	13,023,608.00	0.00	0.00	13,023,608.00
16 05 02 01 97	Valorizacion Histori	20171331	165,613,892.00	0.00	0.00	165,613,892.00
16 05 05	Terrenos De Propieda	20180802	46520,926,070.00	0.00	0.00	46520,926,070.00
16 05 05 11	Facultad Medio Ambie	20180802	7586,954,970.00	0.00	0.00	7586,954,970.00
16 05 05 11 01	Globo A - Lote San M	20180802	2300,525,577.00	0.00	0.00	2300,525,577.00
16 05 05 11 02	Globo B - Call 14 No	20180802	989,818,000.00	0.00	0.00	989,818,000.00
16 05 05 11 97	Valorizacion Histori	20180802	4296,611,393.00	0.00	0.00	4296,611,393.00
16 05 05 12	Macarena A Facultad	20171331	12686,257,100.00	0.00	0.00	12686,257,100.00
16 05 05 12 01	Valor Historico	20171231	4952,574,900.00	0.00	0.00	4952,574,900.00
16 05 05 12 97	Valorizacion Histori	20171331	7733,682,200.00	0.00	0.00	7733,682,200.00
16 05 05 13	Zona Comunal No.1 Fa	20171331	3636,744,000.00	0.00	0.00	3636,744,000.00
16 05 05 13 01	Valor Historico	20171231	1454,050,800.00	0.00	0.00	1454,050,800.00
16 05 05 13 97	Valorizacion Histori	20171331	2182,693,200.00	0.00	0.00	2182,693,200.00
16 05 05 15	Sede Ciudadela Porve	20180802	22610,970,000.00	0.00	0.00	22610,970,000.00
16 05 05 15 01	Lote 8A - Calle 52 S	20180802	10000,000,000.00	0.00	0.00	10000,000,000.00
16 05 05 15 02	Lote 8B - Calle 52 S	20180802	7098,000,000.00	0.00	0.00	7098,000,000.00
16 05 05 15 97	Valorizacion Histori	20180802	5512,970,000.00	0.00	0.00	5512,970,000.00
16 15	CONSTRUCCIONES EN CU	20171331	2872,009,990.00	0.00	0.00	2872,009,990.00
16 15 01	Edificaciones	20171331	2872,009,990.00	0.00	0.00	2872,009,990.00
16 15 01 13	Sede Macarena B	20171331	2872,009,990.00	0.00	0.00	2872,009,990.00
16 35	BIENES MUEBLES EN BO	20201028	0.00	6122,571,916.00	6122,571,916.00	0.00
16 35 01	Maquinaria Y Equipo	20200910	0.00	14,479,185.00	14,479,185.00	0.00
16 35 01 08	Grupo 2-08 Equipo Ma	20200910	0.00	12,535,984.00	12,535,984.00	0.00
16 35 01 14	Grupo 2-14 Herramien	20200226	0.00	1,943,201.00	1,943,201.00	0.00
16 35 02	Equipo Medico Y Cien	20201026	0.00	1641,839,560.00	1641,839,560.00	0.00
16 35 02 10	Grupo 2-10 Equipo Y	20201026	0.00	1641,839,560.00	1641,839,560.00	0.00
16 35 03	Muebles Enseres Y E	20200831	0.00	16,089,301.00	16,089,301.00	0.00
16 35 03 16	Grupo 2-16 Libros de	20200831	0.00	16,089,301.00	16,089,301.00	0.00
16 35 04	Equipos De Comunicac	20201028	0.00	4441,917,170.00	4441,917,170.00	0.00
16 35 04 07	Grupo 2-07 Equipo Ma	20200902	0.00	2509,907,032.00	2509,907,032.00	0.00
16 35 04 21	Grupo 2-21 Equipo Y	20201028	0.00	1857,076,238.00	1857,076,238.00	0.00
16 35 04 22	GRUPO 2-22 SOFTWARE	20200826	0.00	74,933,900.00	74,933,900.00	0.00
16 35 11	Equipos De Comedor	20201021	0.00	8,246,700.00	8,246,700.00	0.00
16 35 11 06	Grupo 2-06 Eqipo Y M	20201021	0.00	8,246,700.00	8,246,700.00	0.00
16 40	EDIFICACIONES	20201109	192209,439,168.00	765,139,720.00	0.00	192974,578,888.00
16 40 01	Edificios Y Casas	20191001	163847,548,311.00	0.00	0.00	163847,548,311.00
16 40 01 11	Facultad Ingenieria	20171331	40113,681,919.00	0.00	0.00	40113,681,919.00

De : ENE 1/2020 A : OCT 31/2020

C U E N T A	D E S C R I P C I O N	U L T. M O V.	S A L D O A N T E R I O R	D E B I T O S	C R E D I T O S	N U E V O S A L D O
16 40 01 11 01	Valor Historico	20171231	23383,681,911.00	0.00	0.00	23383,681,911.00
16 40 01 11 97	Valorizacion Histori	20171331	16730,000,008.00	0.00	0.00	16730,000,008.00
16 40 01 12	Sede Posgrados Cll 3	20171331	870,777,800.00	0.00	0.00	870,777,800.00
16 40 01 12 01	Valor Historico	20171231	981,654,443.00	0.00	0.00	981,654,443.00
16 40 01 12 97	Valorizacion Histori	20171331	110,876,643.00-	0.00	0.00	110,876,643.00-
16 40 01 13	Facultad Tecnologica	20171331	17814,248,000.00	0.00	0.00	17814,248,000.00
16 40 01 13 01	Valor Historico	20171231	9821,511,839.00	0.00	0.00	9821,511,839.00
16 40 01 13 97	Valorizacion Histori	20171331	7992,736,161.00	0.00	0.00	7992,736,161.00
16 40 01 15	Sede Ciudadela Porve	20181107	77947,405,833.00	0.00	0.00	77947,405,833.00
16 40 01 15 01	Valor Historico	20181107	89925,010,768.00	0.00	0.00	89925,010,768.00
16 40 01 15 97	Valorizacion Histori	20180629	11977,604,935.00-	0.00	0.00	11977,604,935.00-
16 40 01 16	Macarena B Facultad	20171331	4209,661,700.00	0.00	0.00	4209,661,700.00
16 40 01 16 01	Valor Historico	20171231	6887,518,500.00	0.00	0.00	6887,518,500.00
16 40 01 16 97	Valorizacion Histori	20171331	2677,856,800.00-	0.00	0.00	2677,856,800.00-
16 40 01 17	Finca El Tibar Choa	20171331	33,365,000.00	0.00	0.00	33,365,000.00
16 40 01 17 01	Valor Historico	20171231	25,630,887.00	0.00	0.00	25,630,887.00
16 40 01 17 97	Valorizacion Histori	20171331	7,734,113.00	0.00	0.00	7,734,113.00
16 40 01 18	Sede Emisora Ud	20171331	147,429,600.00	0.00	0.00	147,429,600.00
16 40 01 18 01	Valor Historico	20171231	87,307,360.00	0.00	0.00	87,307,360.00
16 40 01 18 97	Valorizacion Histori	20171331	60,122,240.00	0.00	0.00	60,122,240.00
16 40 01 21	Facultad Artes Asab	20171331	556,608,525.00	0.00	0.00	556,608,525.00
16 40 01 21 01	Valor Historico	20171231	103,574,081.00	0.00	0.00	103,574,081.00
16 40 01 21 97	Valorizacion Histori	20171331	453,034,444.00	0.00	0.00	453,034,444.00
16 40 01 35	ASAB - Palacio La Me	20191001	20344,786,800.00	0.00	0.00	20344,786,800.00
16 40 01 35 01	Valor Histporico	20191001	2360,929,204.00	0.00	0.00	2360,929,204.00
16 40 01 35 02	Mejora - Obra Recupe	20191001	1959,228,743.00	0.00	0.00	1959,228,743.00
16 40 01 35 97	Valorizacion Histori	20191001	16024,628,853.00	0.00	0.00	16024,628,853.00
16 40 01 36	Sótano Avenida Jimen	20191001	1809,583,134.00	0.00	0.00	1809,583,134.00
16 40 01 36 01	Valor Historico	20191001	431,050,410.00	0.00	0.00	431,050,410.00
16 40 01 36 97	Valorizacion Histori	20191001	1378,532,724.00	0.00	0.00	1378,532,724.00
16 40 28	Edificaciones De Pro	20201109	28361,890,857.00	765,139,720.00	0.00	29127,030,577.00
16 40 28 11	Facultad Medio Ambie	20201109	8904,602,950.00	765,139,720.00	0.00	9669,742,670.00
16 40 28 11 01	Valor Historico	20201109	7536,772,083.00	765,139,720.00	0.00	8301,911,803.00
16 40 28 11 97	Valorizacion Histori	20171331	1367,830,867.00	0.00	0.00	1367,830,867.00
16 40 28 12	Macarena A Facultad	20171331	19354,438,907.00	0.00	0.00	19354,438,907.00
16 40 28 12 01	Valor Historico	20171231	24050,538,021.00	0.00	0.00	24050,538,021.00
16 40 28 12 97	Valorizacion Histori	20171331	4696,099,114.00-	0.00	0.00	4696,099,114.00-
16 40 28 14	Sede B Thomas Jeffer	20171331	102,849,000.00	0.00	0.00	102,849,000.00
16 40 28 14 01	Valor Historico	20171331	102,849,000.00	0.00	0.00	102,849,000.00
16 55	MAQUINARIA Y EQUIPO	20200910	834,571,908.00	12,535,984.00	0.00	847,107,892.00
16 55 01	Equipo De Construcci	20200910	304,766,293.00	12,535,984.00	0.00	317,302,277.00
16 55 01 08	Grupo 2-08 Equipos Y	20200910	304,766,293.00	12,535,984.00	0.00	317,302,277.00
16 55 05	Equipo De Música	20191219	131,203,631.00	0.00	0.00	131,203,631.00
16 55 05 02	Grupo 2-02 Discoteca	20191219	131,203,631.00	0.00	0.00	131,203,631.00
16 55 06	Equipo De Recreación	20190930	350,970,193.00	0.00	0.00	350,970,193.00
16 55 06 09	Grupo 2-09 Maquinari	20190930	350,970,193.00	0.00	0.00	350,970,193.00
16 55 11	Herramientas Y Acces	20190930	47,631,791.00	0.00	0.00	47,631,791.00
16 55 11 14	Grupo 2-14 Herramien	20190930	47,631,791.00	0.00	0.00	47,631,791.00
16 60	EQUIPO MÉDICO Y CIEN	20201026	8270,896,323.00	1641,839,559.00	0.00	9912,735,882.00
16 60 02	Equipo De Laboratori	20201026	8219,908,147.00	1641,839,559.00	0.00	9861,747,706.00
16 60 02 10	Grupo 2-10 Maquinari	20201026	8219,908,147.00	1641,839,559.00	0.00	9861,747,706.00
16 60 90	Otro Equipo Medico Y	20191212	50,988,176.00	0.00	0.00	50,988,176.00
16 60 90 01	Grupo 2-11 Elementos	20191212	50,988,176.00	0.00	0.00	50,988,176.00
16 65	MUEBLES ENSERES Y E	20191108	6530,596,624.00	0.00	0.00	6530,596,624.00
16 65 01	Muebles Y Enseres	20191108	1503,054,763.00	0.00	0.00	1503,054,763.00
16 65 01 18	Grupo 2-18 Mobiliari	20191108	1503,054,763.00	0.00	0.00	1503,054,763.00

C U E N T A	D E S C R I P C I O N	U L T. M O V.	S A L D O A N T E R I O R	D E B I T O S	C R E D I T O S	N U E V O S A L D O
16 65 02	Equipo Y Máquina De	20190829	5026,555,361.00	0.00	0.00	5026,555,361.00
16 65 02 12	Grupo 2-12 Equipo Ma	20190829	5026,555,361.00	0.00	0.00	5026,555,361.00
16 65 90	Otros Muebles Enser	20181231	986,500.00	0.00	0.00	986,500.00
16 65 90 21	Elementos De Arte	20181231	986,500.00	0.00	0.00	986,500.00
16 70	EQUIPOS DE COMUNICAC	20201028	5966,428,025.00	4366,983,270.00	0.00	10333,411,295.00
16 70 01	Equipo De Comunicaci	20200902	2640,044,921.00	2509,907,032.00	0.00	5149,951,953.00
16 70 01 07	Grupo 2-07 Equipo Ma	20200902	2640,044,921.00	2509,907,032.00	0.00	5149,951,953.00
16 70 02	Equipo De Computació	20201028	3326,383,104.00	1857,076,238.00	0.00	5183,459,342.00
16 70 02 21	Grupo 2-21 Equipo Ma	20201028	3326,383,104.00	1857,076,238.00	0.00	5183,459,342.00
16 75	EQUIPOS DE TRANSPORT	20181231	294,714,234.00	0.00	0.00	294,714,234.00
16 75 02	Terrestre	20181231	294,714,234.00	0.00	0.00	294,714,234.00
16 75 02 13	Grupo 2-13 Equipo Ma	20181231	294,714,234.00	0.00	0.00	294,714,234.00
16 80	EQUIPOS DE COMEDOR	20201021	15,970,484.00	8,246,700.00	0.00	24,217,184.00
16 80 02	Equipo De Restaurant	20201021	15,970,484.00	8,246,700.00	0.00	24,217,184.00
16 80 02 06	Grupo 2-06 Equipo Y	20201021	15,970,484.00	8,246,700.00	0.00	24,217,184.00
16 81	BIENES DE ARTE Y CUL	20200227	9,296,091.00	4,646,801.00	0.00	13,942,892.00
16 81 07	Libros Y Publicacion	20200227	9,296,091.00	4,646,801.00	0.00	13,942,892.00
16 81 07 16	Grupo 2-16 Libros Y	20200227	9,296,091.00	4,646,801.00	0.00	13,942,892.00
16 85	DEPRECIACIÓN ACUMULA	20201231	9746,980,609.00-	0.00	1035,245,250.00	10782,225,859.00-
16 85 01	Edificaciones	20201231	2797,179,904.00-	0.00	1035,245,250.00	3832,425,154.00-
16 85 01 01	Facultad Ingenieria	20201231	679,543,991.00-	0.00	254,828,997.00	934,372,988.00-
16 85 01 02	Sede Posgrados Cll 3	20201231	19,273,488.00-	0.00	7,227,558.00	26,501,046.00-
16 85 01 03	Facultad Tecnologica	20201231	315,995,569.00-	0.00	118,498,338.00	434,493,907.00-
16 85 01 04	Macarena B Facultad	20201231	77,415,958.00-	0.00	29,030,985.00	106,446,943.00-
16 85 01 05	Finca El Tibar Choac	20201231	1,179,243.00-	0.00	442,215.00	1,621,458.00-
16 85 01 06	Facultad Artes Asab	20201231	12,042,339.00-	0.00	4,515,876.00	16,558,215.00-
16 85 01 07	Sede Emisora Ud	20201231	3,155,087.00-	0.00	1,183,158.00	4,338,245.00-
16 85 01 08	Sede Ciudadela Porve	20201231	1144,174,644.00-	0.00	415,368,279.00	1559,542,923.00-
16 85 01 09	Facultad Medio Ambie	20201231	156,327,240.00-	0.00	58,622,715.00	214,949,955.00-
16 85 01 10	Macarena A Facultad	20201231	378,358,826.00-	0.00	141,884,559.00	520,243,385.00-
16 85 01 11	Sede B Thomas Jeffer	20201231	9,713,519.00-	0.00	3,642,570.00	13,356,089.00-
16 85 04	Maquinaria Y Equipo	20181231	295,422,106.00-	0.00	0.00	295,422,106.00-
16 85 04 02	Grupo 2-02 Discoteca	20181231	255,836,404.00-	0.00	0.00	255,836,404.00-
16 85 04 08	Grupo 2-08 Equipos y	20181231	12,641,995.00-	0.00	0.00	12,641,995.00-
16 85 04 09	Grupo 2-09 Maquinari	20181231	20,196,058.00-	0.00	0.00	20,196,058.00-
16 85 04 14	Grupo 2-14 Herramient	20181231	6,747,649.00-	0.00	0.00	6,747,649.00-
16 85 05	Equipo Medico Y Cien	20181231	2812,735,893.00-	0.00	0.00	2812,735,893.00-
16 85 05 10	Grupo 2-10 Maquinari	20181231	2782,959,809.00-	0.00	0.00	2782,959,809.00-
16 85 05 11	Grupo 2-11 Elementos	20181231	29,776,084.00-	0.00	0.00	29,776,084.00-
16 85 06	Muebles Enseres Y E	20181231	659,281,509.00-	0.00	0.00	659,281,509.00-
16 85 06 12	Grupo 2-12 Equipo Ma	20181231	69,037,335.00-	0.00	0.00	69,037,335.00-
16 85 06 18	Grupo 2-18 Mobiliari	20181231	590,244,174.00-	0.00	0.00	590,244,174.00-
16 85 07	Equipos De Comunicac	20181231	3173,838,054.00-	0.00	0.00	3173,838,054.00-
16 85 07 07	Grupo 2-07 Equipo Ma	20181231	1065,386,892.00-	0.00	0.00	1065,386,892.00-
16 85 07 21	Grupo 2-21 Equipo Ma	20181231	2108,451,162.00-	0.00	0.00	2108,451,162.00-
16 85 08	Equipos De Transport	20181231	8,033,143.00-	0.00	0.00	8,033,143.00-
16 85 08 13	Grupo 2-13 Equipo Ma	20181231	8,033,143.00-	0.00	0.00	8,033,143.00-
16 85 09	Equipos De Comedor	20180928	490,000.00-	0.00	0.00	490,000.00-
16 85 09 06	Grupo 2-06 Equipo y	20180928	490,000.00-	0.00	0.00	490,000.00-
16 95	DETERIORO ACUMULADO	20200201	2872,009,990.00-	2872,009,990.00	2872,009,990.00	2872,009,990.00-
16 95 03	Construcciones en cu	20200201	0.00	0.00	2872,009,990.00	2872,009,990.00-
16 95 04	Maquinaria planta y	20200201	2872,009,990.00-	2872,009,990.00	0.00	0.00
17	BIENES DE USO PÚBLIC	20200309	70840,847,568.00	89,250,000.00	44,625,000.00	70885,472,568.00
17 05	BIENES DE USO PÚBLIC	20180322	4703,184,968.00	0.00	0.00	4703,184,968.00
17 05 10	Bibliotecas	20180322	4703,184,968.00	0.00	0.00	4703,184,968.00

De : ENE 1/2020 A : OCT 31/2020

C U E N T A	D E S C R I P C I O N	U L T. M O V.	S A L D O A N T E R I O R	D E B I T O S	C R E D I T O S	N U E V O S A L D O
17 05 10 01	Segunda Etapa Biblio	20180322	4703,184,968.00	0.00	0.00	4703,184,968.00
17 10	BIENES DE USO PÚBLIC	20190329	66137,662,600.00	0.00	0.00	66137,662,600.00
17 10 10	Bibliotecas	20190329	33102,324,600.00	0.00	0.00	33102,324,600.00
17 10 10 01	Centro Cultural Ramón	20190329	33102,324,600.00	0.00	0.00	33102,324,600.00
17 10 10 01 02	Construcción	20171231	29788,141,975.00	0.00	0.00	29788,141,975.00
17 10 10 01 97	Valorización Histori	20190329	3314,182,625.00	0.00	0.00	3314,182,625.00
17 10 14	Terrenos	20190329	33035,338,000.00	0.00	0.00	33035,338,000.00
17 10 14 01	Centro Cultural Bibl	20190329	33035,338,000.00	0.00	0.00	33035,338,000.00
17 10 14 01 01	Valor Histórico	20190329	7613,741,800.00	0.00	0.00	7613,741,800.00
17 10 14 01 97	Valorización Terreno	20190329	25421,596,200.00	0.00	0.00	25421,596,200.00
17 15	BIENES HISTÓRICOS Y	20200309	0.00	89,250,000.00	44,625,000.00	44,625,000.00
17 15 01	Monumentos	20200309	0.00	89,250,000.00	44,625,000.00	44,625,000.00
17 15 01 01	Asab Palacio La Merc	20200309	0.00	89,250,000.00	44,625,000.00	44,625,000.00
17 15 01 01 02	Construcción	20200309	0.00	89,250,000.00	44,625,000.00	44,625,000.00
19	OTROS ACTIVOS	20201230	2954032,892,090.00	39343,329,024.00	19215,391,407.00	2974160,829,707.00
19 02	PLAN DE ACTIVOS PARA	20201230	1954,169,291.00	2231,645,838.00	2164,601,021.00	2021,214,108.00
19 02 01	Efectivo Y Equivalen	20201201	1276,505,226.00	128,891,852.00	85,394,353.00	1320,002,725.00
19 02 01 01	Banco Occid 81451-9	20201201	1276,505,226.00	128,891,852.00	85,394,353.00	1320,002,725.00
19 02 03	Inversiones	20201230	677,664,065.00	2102,753,986.00	2079,206,668.00	701,211,383.00
19 02 03 01	CDT Fondo Prestamos	20200904	675,316,919.00	2074,399,751.00	2050,685,271.00	699,031,399.00
19 02 03 97	Valorización CDT Fon	20201230	2,347,146.00	28,354,235.00	28,521,397.00	2,179,984.00
19 04	PLAN DE ACTIVOS PARA	20201230	2889384,560,381.00	16280,566,816.00	7298,329,371.00	2898366,797,826.00
19 04 01	Efectivo Y Equivalen	20201130	394,719,738.00	43,449,758.00	26,618.00	438,142,878.00
19 04 01 01	Banco De Occidente F	20201130	394,719,738.00	43,449,758.00	26,618.00	438,142,878.00
19 04 02	Recursos Entregados	20200930	112612,714,351.00	8856,062,993.00	0.00	121468,777,344.00
19 04 02 01	Estampilla Ud 1.0	20200930	78410,128,037.00	865,979,845.00	0.00	79276,107,882.00
19 04 02 02	Estampilla Ud 1.1%	20200930	11408,936,754.00	4698,527,375.00	0.00	16107,464,129.00
19 04 02 03	Rendimiento Estampil	20200831	22436,918,517.00	2905,868,292.00	0.00	25342,786,809.00
19 04 02 04	Rendimientos Estampi	20200831	356,731,043.00	385,687,481.00	0.00	742,418,524.00
19 04 03	Inversiones	20201230	2381,485,270.00	7381,054,065.00	7298,302,753.00	2464,236,582.00
19 04 03 01	Valor Nominal CDT Pe	20200904	2373,236,795.00	7289,972,575.00	7206,633,809.00	2456,575,561.00
19 04 03 97	Valorización CDT Pen	20201230	8,248,475.00	91,081,490.00	91,668,944.00	7,661,021.00
19 04 08	DERECHOS POR COBRAR	20191231	2773995,641,022.00	0.00	0.00	2773995,641,022.00
19 04 08 01	Concurrencia Ministe	20191231	503186,308,343.00	0.00	0.00	503186,308,343.00
19 04 08 02	Concurrencia Secreta	20191231	2270809,332,679.00	0.00	0.00	2270809,332,679.00
19 05	BIENES Y SERVICIOS P	20201112	1157,365,328.00	2046,804,359.00	2598,031,509.00	606,138,178.00
19 05 01	Seguros	20201112	864,004,970.00	1729,089,267.00	2280,316,417.00	312,777,820.00
19 05 01 02	Seguros Pagados Por	20201112	864,004,970.00	1729,089,267.00	2280,316,417.00	312,777,820.00
19 05 05	Impresos Publicacio	20201019	293,360,358.00	317,715,092.00	317,715,092.00	293,360,358.00
19 05 05 01	Impresos Y Publicaci	20201019	293,360,358.00	317,715,092.00	317,715,092.00	293,360,358.00
19 06	AVANCES Y ANTICIPOS	20201202	434,209,457.00	1674,713,551.00	1108,038,114.00	1000,884,894.00
19 06 03	Avances Para Viático	20191226	250,661,028.00	0.00	0.00	250,661,028.00
19 06 03 01	Avances Para Viático	20171231	621,644.00	0.00	0.00	621,644.00
19 06 03 02	Avance Estudios Doce	20191226	250,039,384.00	0.00	0.00	250,039,384.00
19 06 04	Anticipo para Adquis	20201202	150,048,429.00	1674,713,551.00	1108,038,114.00	716,723,866.00
19 06 04 01	Adquisicion Bienes	20201109	0.00	507,012,132.00	229,541,916.00	277,470,216.00
19 06 04 03	Otros Avances Y Anti	20201202	36,649,624.00	1092,522,399.00	831,534,105.00	297,637,918.00
19 06 04 04	Avance Adquisicion B	20200831	98,951,937.00	9,809,886.00	46,962,093.00	61,799,730.00
19 06 04 05	Depositos Entregados	20200727	14,446,868.00	65,369,134.00	0.00	79,816,002.00
19 06 90	Otros Avances Y Anti	20190801	33,500,000.00	0.00	0.00	33,500,000.00
19 06 90 01	Otros Avances Y Anti	20190801	33,500,000.00	0.00	0.00	33,500,000.00
19 08	Estampilla UD 1%	20201118	60141,968,939.00	16101,927,743.00	4863,283,906.00	71380,612,776.00
19 08 01	En Administración	20201118	60141,968,939.00	16101,927,743.00	4863,283,906.00	71380,612,776.00
19 08 01 01	Recaudo Estampilla U	20201118	45527,946,843.00	14092,881,943.00	4270,817,312.00	55350,011,474.00
19 08 01 01 01	Estampilla UD 1%	20201118	24559,737,065.00	2445,267,443.00	169,258,907.00	26835,745,601.00

UD 00089999230 -7

Procesado: 2020/12/03-16/52

BALANCE DE PRUEBA - SUB-AUXILIAR

Pag-0008

De : ENE 1/2020 A : OCT 31/2020

C U E N T A	D E S C R I P C I O N	U L T. M O V.	S A L D O A N T E R I O R	D E B I T O S	C R E D I T O S	N U E V O S A L D O
19 08 01 01 02	Estampilla UD 1.1%	20201118	20968,209,778.00	11647,614,500.00	4101,558,405.00	28514,265,873.00
19 08 01 02	Rendimientos Fros Es	20200930	14614,022,096.00	2009,045,800.00	592,466,594.00	16030,601,302.00
19 08 01 02 01	Rendimientos Fros Es	20200930	13799,856,727.00	1214,048,904.00	592,466,594.00	14421,439,037.00
19 08 01 02 02	Rendimientos Fros Es	20200930	814,165,369.00	794,996,896.00	0.00	1609,162,265.00
19 09	DEPÓSITOS ENTREGADOS	20200828	862,030,168.00	88,889,167.00	302,554,524.00	648,364,811.00
19 09 02	Para Bienes	20200828	35,887,023.00	0.00	35,887,023.00	0.00
19 09 03	Depósitos Judiciales	20200731	826,143,145.00	88,889,167.00	266,667,501.00	648,364,811.00
19 70	ACTIVOS INTANGIBLES	20201029	359,467,574.00	918,781,550.00	880,552,962.00	397,696,162.00
19 70 07	Licencias	20201029	66,866,406.00	843,847,650.00	880,552,962.00	30,161,094.00
19 70 07 01	Renovaciones de Lice	20201029	66,866,406.00	843,847,650.00	880,552,962.00	30,161,094.00
19 70 08	Softwares	20200709	292,601,168.00	74,933,900.00	0.00	367,535,068.00
19 70 08 22	Grupo 2-22 Dev Softw	20200709	292,601,168.00	74,933,900.00	0.00	367,535,068.00
19 75	AMORTIZACIÓN ACUMULA	20180928	260,879,048.00-	0.00	0.00	260,879,048.00-
19 75 08	Softwares	20180928	260,879,048.00-	0.00	0.00	260,879,048.00-
19 75 08 01	Grupo 2-22 Devolutiv	20180928	260,879,048.00-	0.00	0.00	260,879,048.00-
24	CUENTAS POR PAGAR	20201230	12096,350,827.00-	198602,105,413.00	204612,784,419.00	18107,029,833.00-
24 01	ADQUISICIÓN DE BIENE	20201202	2822,161,162.00-	28599,254,466.00	29647,463,615.00	3870,370,311.00-
24 01 01	Bienes Y Servicios	20201202	2822,161,162.00-	28506,178,807.00	29548,387,956.00	3864,370,311.00-
24 01 01 01	Adquisicion De Biene	20201202	0.00	9717,680,560.00	9732,343,789.00	14,663,229.00-
24 01 01 02	Adquisicion de Servi	20201201	0.00	10077,658,838.00	10077,658,838.00	0.00
24 01 01 90	Entradas de Almacen	20201201	2822,161,162.00-	8710,839,409.00	9738,385,329.00	3849,707,082.00-
24 01 02	Proyectos De Inversi	20201109	0.00	93,075,659.00	99,075,659.00	6,000,000.00-
24 07	RECURSOS A FAVOR DE	20201230	4853,041,219.00-	30301,483,668.00	33407,198,302.00	7958,755,853.00-
24 07 20	Recaudos Por Clasifi	20200303	242,454,165.00-	228,126,577.00	21,175,066.00	35,502,654.00-
24 07 20 03	Consignaciones Por I	20200303	242,454,165.00-	228,126,577.00	21,175,066.00	35,502,654.00-
24 07 26	Rendimientos Financi	20201230	3529,923,959.00-	78,801.00	113,763,285.00	3643,608,443.00-
24 07 26 23	Intereses Cdt Pensio	20201230	2641,152,638.00-	0.00	82,751,312.00	2723,903,950.00-
24 07 26 25	Intereses Cdt Presta	20201230	686,945,194.00-	52,183.00	23,599,501.00	710,492,512.00-
24 07 26 26	Cta Ahorro Estruc Pe	20201127	201,826,127.00-	26,618.00	7,412,472.00	209,211,981.00-
24 07 90	Otros Recursos A Fav	20201201	1080,663,095.00-	30073,278,290.00	33272,259,951.00	4279,644,756.00-
24 07 90 01	Por Prestamos U D	20201030	0.00	578,637.00	12,678,904.00	12,100,267.00-
24 07 90 02	Recaudo Icetex	20201127	720,311,810.00-	469,707,971.00	2035,601,488.00	2286,205,327.00-
24 07 90 03	Recaudo Ecaes	20181231	7,267,100.00-	0.00	0.00	7,267,100.00-
24 07 90 04	Recaudo Seguro Estud	20201130	227,190,914.00-	243,060,932.00	416,991,726.00	401,121,708.00-
24 07 90 05	Devoluciones	20201201	985,160.00-	815,887,394.00	820,781,806.00	5,879,572.00-
24 07 90 13	Matriculas De Honor	20201127	781,242.00-	298,949,876.00	300,606,108.00	2,437,474.00-
24 07 90 18	Consignaciones Errad	20201112	6,713,046.00-	4,221,380.00	10,526,349.00	13,018,015.00-
24 07 90 21	Otros Acreedores	20201127	14,004,910.00-	28167,230,309.00	29041,687,509.00	888,462,110.00-
24 07 90 25	Ingresos por Identif	00000000	60,569,962.00-	10,517,027.00	44,059,009.00	94,111,944.00-
24 07 90 27	Reintegros Convenios	00000000	6,414,817.00-	43,919,411.00	42,989,221.00	5,484,627.00-
24 07 90 28	Otros Recaudos Para	20201005	26,924,134.00-	19,205,353.00	4,837,831.00	12,556,612.00-
24 07 90 31	Ingreso Convenio 80	20201130	9,500,000.00-	0.00	541,500,000.00	551,000,000.00-
24 24	DESCUENTOS DE NÓMINA	20201203	1833,160,258.00-	77531,071,141.00	78556,397,709.00	2858,486,826.00-
24 24 01	Aportes A Fondos Pen	20201130	880,135,027.00-	22597,836,123.00	22899,677,201.00	1181,976,105.00-
24 24 01 01	Giro Pensiones Nomin	20201123	827,662,305.00-	13947,701,972.00	14246,686,967.00	1126,647,300.00-
24 24 01 02	Valor Descontado al	20201130	52,472,722.00-	8650,134,151.00	8652,990,234.00	55,328,805.00-
24 24 01 02 01	Nómina Administrativ	20201123	52,472,722.00-	1238,804,090.00	1186,110,030.00	221,338.00
24 24 01 02 02	Nómina de Docentes	20201123	0.00	4651,095,448.00	4644,852,747.00	6,242,701.00
24 24 01 02 03	Nómina de Pensionado	20201126	0.00	534,874,900.00	534,723,300.00	151,600.00
24 24 01 02 04	Nómina Hora Cátedra	20201130	0.00	1580,876,813.00	1570,679,884.00	10,196,929.00
24 24 01 02 05	Nomina Hora Cátedra	20201130	0.00	641,505,700.00	647,876,896.00	6,371,196.00-
24 24 01 02 90	Saldo Inicial	20200908	0.00	2,977,200.00	68,747,377.00	65,770,177.00-
24 24 02	Aportes A Seguridad	20201130	917,186,007.00-	32308,549,315.00	32985,534,044.00	1594,170,736.00-
24 24 02 01	Pago Salud Nominas	20201120	640,572,012.00-	14910,701,449.00	15565,502,837.00	1295,373,400.00-
24 24 02 02	Valor Descontado al	20201130	276,613,995.00-	17397,847,866.00	17420,031,207.00	298,797,336.00-

CONSOLIDADO UNIVERSIDAD DISTRITAL 06, IDEXUD 07 E ILUD 08 OCTUBRE 2020							OCT/31/2020
UD 00089999230 -7		BALANCE DE PRUEBA - SUB-AUXILIAR			Pag-0009		
Procesado: 2020/12/03-16/52		De : ENE 1/2020 A : OCT 31/2020					
C U E N T A	D E S C R I P C I O N	U L T. M O V.	S A L D O A N T E R I O R	D E B I T O S	C R E D I T O S	N U E V O S A L D O	
24 24 02 02 01	Nómina de Administra	20201123	276,613,995.00-	1868,219,364.00	1588,207,737.00	3,397,632.00	
24 24 02 02 02	Nómina de Docentes	20201123	0.00	3646,024,762.00	3645,851,733.00	173,029.00	
24 24 02 02 03	Nómina de Pensionado	20201126	0.00	9801,936,900.00	9815,699,700.00	13,762,800.00-	
24 24 02 02 04	Nómina Hora Cátedra	20201130	0.00	1455,623,860.00	1443,402,481.00	12,221,379.00	
24 24 02 02 05	Nómina Hora Catedra	20201130	0.00	609,171,800.00	608,780,525.00	391,275.00	
24 24 02 02 90	Saldo Inicial	20200908	0.00	16,871,180.00	318,089,031.00	301,217,851.00-	
24 24 04	Sindicatos	20201201	61,269.00-	620,389,334.00	621,553,323.00	1,225,258.00-	
24 24 05	Cooperativas	20201201	0.00	454,207,253.00	448,679,748.00	5,527,505.00	
24 24 06	Fondos De Empleados	20201201	8,190,594.00-	10979,282,308.00	10980,478,241.00	9,386,527.00-	
24 24 07	Libranzas	20201202	200,000.00-	3945,539,725.00	3953,637,048.00	8,297,323.00-	
24 24 08	Contrato de Medicina	20201202	70,070.00-	4176,783,524.00	4177,150,874.00	437,420.00-	
24 24 11	Embargos Judiciales	20201201	1,156,695.00-	387,001,716.00	410,629,956.00	24,784,935.00-	
24 24 13	Cuenta de Ahorro Fom	20201127	0.00	258,467,401.00	270,655,484.00	12,188,083.00-	
24 24 90	Otros Descuentos De	20201203	26,160,596.00-	1803,014,442.00	1808,401,790.00	31,547,944.00-	
24 24 90 01	Asociacion De Tercer	20201202	353,275.00-	1339,981,529.00	1339,893,689.00	265,435.00-	
24 24 90 02	Descuento a empleado	20201203	19,854,400.00-	448,897,000.00	460,325,109.00	31,282,509.00-	
24 24 90 02 01	Pagos ARL Mi Planill	20201203	0.00	197,968,200.00	197,968,200.00	0.00	
24 24 90 02 05	Nómina Hora Catedra	20201130	0.00	30,918,500.00	30,893,609.00	24,891.00	
24 24 90 02 90	Saldo Inicial	20201110	19,854,400.00-	220,010,300.00	231,463,300.00	31,307,400.00-	
24 24 90 04	Descuentos Para Pens	20200430	0.00	7,550,000.00	7,550,000.00	0.00	
24 24 90 05	Descuentos para terc	20200810	5,952,921.00-	6,585,913.00	632,992.00	0.00	
24 36	RETENCIÓN EN LA FUEN	20201202	1455,846,079.00-	8711,008,432.00	7980,219,409.00	725,057,056.00-	
24 36 03	Honorarios	20201202	53,926,231.00-	243,474,568.00	213,312,300.00	23,763,963.00-	
24 36 03 21	Honorarios 10%	20201202	42,043,782.00-	156,471,556.00	124,460,379.00	10,032,605.00-	
24 36 03 22	Honorarios 11%	20201130	4,011,602.00-	60,478,426.00	66,623,852.00	10,157,028.00-	
24 36 03 23	Honorarios 7% Profes	20201202	2,885,194.00-	7,088,802.00	5,758,941.00	1,555,333.00-	
24 36 03 32	Diseño Pag Web Y Con	20201202	4,985,653.00-	19,435,784.00	16,469,128.00	2,018,997.00-	
24 36 05	Servicios	20201202	78,443,262.00-	264,443,089.00	201,266,143.00	15,266,316.00-	
24 36 05 51	Servicios En General	20201006	4,019,035.00-	16,141,355.00	12,122,320.00	0.00	
24 36 05 52	Servicios Genral Dec	20201202	40,480,412.00-	155,180,156.00	127,643,452.00	12,943,708.00-	
24 36 05 55	Transporte Aereo Mar	20200113	18,138.00-	18,138.00	0.00	0.00	
24 36 05 57	Servicios 2% Aseo-Vi	20201201	7,043,670.00-	23,802,587.00	18,997,525.00	2,238,608.00-	
24 36 05 70	Transporte nal pasaj	20201110	9,430,449.00-	33,195,641.00	23,849,192.00	84,000.00-	
24 36 05 72	Restaurantes Hotele	20201006	17,451,558.00-	36,105,212.00	18,653,654.00	0.00	
24 36 06	Arrendamientos	20201130	17,833,614.00-	144,394,154.00	147,011,903.00	20,451,363.00-	
24 36 06 12	Bienes Muebles 4%	20201110	0.00	2,054,588.00	2,110,770.00	56,182.00-	
24 36 06 13	Bienes Inmuebles No	20201130	17,833,614.00-	142,339,566.00	144,901,133.00	20,395,181.00-	
24 36 08	Compras	20201202	22,555,720.00-	114,610,642.00	106,908,449.00	14,853,527.00-	
24 36 08 22	Combustibles	20201006	0.00	3,491.00	3,491.00	0.00	
24 36 08 25	Compras 3.5% No Decl	20201110	2,777,746.00-	9,672,700.00	8,548,042.00	1,653,088.00-	
24 36 08 26	Compras 2 5% Declara	20201202	19,777,974.00-	104,934,451.00	98,356,916.00	13,200,439.00-	
24 36 15	Rentas De Trabajo	20201202	293,324,631.00-	1517,070,447.00	1330,163,818.00	106,418,002.00-	
24 36 15 11	Salarios Y Pagos Lab	20201130	208,634,165.00-	1012,722,981.00	884,279,818.00	80,191,002.00-	
24 36 15 12	Contratistas Rentas	20201202	84,690,466.00-	504,347,466.00	445,884,000.00	26,227,000.00-	
24 36 25	Impuesto A Las Venta	20201202	82,930,982.00-	447,355,046.00	409,109,196.00	44,685,132.00-	
24 36 25 14	Impuesto A Las Venta	20201202	82,930,982.00-	447,355,046.00	409,109,196.00	44,685,132.00-	
24 36 26	Contratos De Constr	20201110	185,200.00-	3,786,224.00	3,601,024.00	0.00	
24 36 26 11	Contratos De Obra Al	20201110	185,200.00-	3,786,224.00	3,601,024.00	0.00	
24 36 27	Retención De Impuest	20201202	270,576,309.00-	941,606,079.00	806,178,605.00	135,148,835.00-	
24 36 27 11	Reteica 9 66 X Mil	20201202	232,544,450.00-	845,670,327.00	735,005,265.00	121,879,388.00-	
24 36 27 12	Reteica 11 04 X Mil	20201202	21,176,618.00-	64,436,564.00	54,137,114.00	10,877,168.00-	
24 36 27 13	Reteica 6 9 X Mil	20201126	3,103,949.00-	8,660,730.00	7,799,909.00	2,243,128.00-	
24 36 27 15	Reteica 4 14 X Mil	20201130	926,453.00-	2,798,672.00	1,898,573.00	26,354.00-	
24 36 27 17	Reteica 13 8 X Mil	20201126	12,824,839.00-	20,039,786.00	7,337,744.00	122,797.00-	
24 36 30	IMPUESTO SOLIDARIO P	20200811	0.00	1738,661,259.00	1738,661,259.00	0.00	
24 36 30 01	IMPUESTO SOLIDARIO P	20200811	0.00	1738,661,259.00	1738,661,259.00	0.00	

De : ENE 1/2020 A : OCT 31/2020

C U E N T A	D E S C R I P C I O N	U L T. M O V.	S A L D O A N T E R I O R	D E B I T O S	C R E D I T O S	N U E V O S A L D O
24 36 31	APORTE SOLIDARIO COL	20200811	0.00	4,449,740.00	4,449,740.00	0.00
24 36 31 01	APORTE SOLIDARIO COL	20200811	0.00	4,449,740.00	4,449,740.00	0.00
24 36 90	Otras Retenciones	20201202	636,070,130.00-	3291,157,184.00	3019,556,972.00	364,469,918.00-
24 36 90 51	Estimulos Academicos	20201111	3,583,048.00-	30,901,935.00	40,777,241.00	13,458,354.00-
24 36 90 53	Sar No Declarantes 3	20200413	21,056,063.00-	24,434,339.00	3,378,276.00	0.00
24 36 90 54	Sar Declarantes 2.5	20201110	0.00	51,764,991.00	54,333,929.00	2,568,938.00-
24 36 90 60	Estampilla U D 1.0 %	20201118	3,249,998.00-	12,524,649.00	9,715,910.00	441,259.00-
24 36 90 62	Estampilla 1.1.% Udi	20201202	101,581,467.00-	489,845,697.00	468,227,487.00	79,963,257.00-
24 36 90 70	Estampilla Pro-Cultu	20201202	101,357,539.00-	536,844,518.00	489,141,497.00	53,654,518.00-
24 36 90 80	Estampilla Pro-Adult	20201118	85,854.00-	925,347.00	917,764.00	78,271.00-
24 36 90 82	Estampilla Pro Adult	20201202	405,156,161.00-	2143,915,708.00	1953,064,868.00	214,305,321.00-
24 40	IMPUESTOS CONTRIBUC	20201110	144,116,529.00-	538,772,034.00	536,613,234.00	141,957,729.00-
24 40 03	PREDIAL UNIFICADO	20200813	0.00	469,978,500.00	469,978,500.00	0.00
24 40 16	IMPTO VEHICULOS AUTO	20200703	0.00	1,390,000.00	1,390,000.00	0.00
24 40 23	Contribuciones	20201110	144,116,529.00-	67,403,534.00	65,244,734.00	141,957,729.00-
24 60	CRÉDITOS JUDICIALES	20201130	0.00	242,992,272.00	242,992,272.00	0.00
24 60 02	Sentencias	20201130	0.00	242,992,272.00	242,992,272.00	0.00
24 60 02 01	Sentencias Y Concili	20201130	0.00	242,992,272.00	242,992,272.00	0.00
24 90	OTRAS CUENTAS POR PA	20201228	988,025,580.00-	52677,523,400.00	54241,899,878.00	2552,402,058.00-
24 90 28	Seguros	20201120	8,387,318.00-	1729,089,267.00	1729,089,267.00	8,387,318.00-
24 90 32	Cheques No Cobrados	20201228	89,393,149.00-	33,905,003.00	51,251,967.00	106,740,113.00-
24 90 32 01	No Reclamados	20201130	47,169,107.00-	1,736,954.00	7,309,876.00	52,742,029.00-
24 90 32 03	Efectivos No Cobrado	20201228	42,224,042.00-	32,168,049.00	43,942,091.00	53,998,084.00-
24 90 50	Aportes Al Icbf Y Se	20201126	640,699,937.00-	6212,751,330.00	6002,592,256.00	430,540,863.00-
24 90 51	Servicios Públicos	20201203	0.00	2864,631,670.00	2864,631,870.00	200.00-
24 90 54	Honorarios	20201203	3,137,327.00-	34047,235,211.00	34518,927,448.00	474,829,564.00-
24 90 55	Servicios	20201203	360,286.00-	3719,483,014.00	3719,860,707.00	737,979.00-
24 90 55 01	Servicios Tecnicos	20201203	0.00	3288,311,704.00	3289,049,683.00	737,979.00-
24 90 55 02	Transportes Y Acarre	20201203	360,286.00-	431,171,310.00	430,811,024.00	0.00
24 90 57	Excedentes financier	20191331	235,872,923.00-	0.00	0.00	235,872,923.00-
24 90 57 01	Saldos de Convenios	20191331	91,895,542.00-	0.00	0.00	91,895,542.00-
24 90 57 02	Saldos Contratos	20191331	143,977,381.00-	0.00	0.00	143,977,381.00-
24 90 58	Arrendamiento Operat	20201203	0.00	1420,341,421.00	1420,341,421.00	0.00
24 90 90	Otras Cuentas Por Pa	20201127	10,174,640.00-	2650,086,484.00	3935,204,942.00	1295,293,098.00-
24 90 90 02	Retenciones a UD del	00000000	0.00	1079,336,234.00	1231,861,032.00	152,524,798.00-
24 90 90 06	Suscripciones	20201127	5,656,190.00-	221,019,487.00	215,385,819.00	22,522.00-
24 90 90 08	CUENTAS POR PAGAR EN	00000000	4,518,450.00-	3,985,598.00	4,390,963.00	4,923,815.00-
24 90 90 09	CUENTAS POR PAGAR BE	00000000	0.00	1256,845,998.00	2256,561,572.00	999,715,574.00-
24 90 90 10	OTRAS CUENTAS POR PA	20201103	0.00	88,899,167.00	227,005,556.00	138,106,389.00-
25	BENEFICIOS A LOS EMP	20201203	986071,598,939.00-	212207,438,431.00	171791,975,281.00	945656,135,789.00-
25 11	BENEFICIOS A LOS EMP	20201203	10292,683,329.00-	105396,804,030.00	115842,815,715.00	20738,695,014.00-
25 11 01	Nómina Por Pagar	20201130	2,997,958.00-	88435,674,970.00	88446,460,262.00	13,783,250.00-
25 11 02	Cesantías	20201130	6158,567,492.00-	8498,994,672.00	5143,824,671.00	2803,397,491.00-
25 11 02 01	Cesantías por girar	20201130	13,517,000.00-	2245,265,985.00	2244,748,985.00	13,000,000.00-
25 11 02 02	Cesantías Causadas	20200207	6145,050,492.00-	6158,979,240.00	13,928,748.00	0.00
25 11 02 11	Cesantias Regomen Nu	20201030	0.00	94,749,447.00	2885,146,938.00	2790,397,491.00-
25 11 03	Intereses Sobre Cesa	20201030	750,538,535.00-	758,345,259.00	74,574,515.00	66,767,791.00-
25 11 03 11	Intereses Sobre Cesa	20201030	750,538,535.00-	758,345,259.00	74,574,515.00	66,767,791.00-
25 11 04	Vacaciones	20201030	0.00	94,749,447.00	6461,576,541.00	6366,827,094.00-
25 11 04 11	Vacaciones Provision	20201030	0.00	94,749,447.00	6461,576,541.00	6366,827,094.00-
25 11 05	Prima de vacaciones	20201030	0.00	47,431,596.00	3234,666,767.00	3187,235,171.00-
25 11 05 11	Prima de vacaciones	20201030	0.00	47,431,596.00	3234,666,767.00	3187,235,171.00-
25 11 06	Prima de servicios	20201030	3380,579,344.00-	7391,716,178.00	5946,734,197.00	1935,597,363.00-
25 11 06 11	Prima de servicios p	20201030	3380,579,344.00-	7391,716,178.00	5946,734,197.00	1935,597,363.00-
25 11 07	Prima de navidad	20201030	0.00	94,749,447.00	6461,726,501.00	6366,977,054.00-

De : ENE 1/2020 A : OCT 31/2020

C U E N T A	D E S C R I P C I O N	U L T. M O V.	S A L D O A N T E R I O R	D E B I T O S	C R E D I T O S	N U E V O S A L D O
25 11 07 11	Prima de navidad Pro	20201030	0.00	94,749,447.00	6461,726,501.00	6366,977,054.00-
25 11 12	Auxilios Funerarios	20201203	0.00	73,252,261.00	73,252,261.00	0.00
25 11 24	Aportes a cajas de c	20201109	0.00	1,890,200.00	0.00	1,890,200.00
25 12	BENEFICIOS A LOS EMP	20201130	9114,768,820.00-	2236,580,401.00	3892,060,306.00	10770,248,725.00-
25 12 04	Cesantías Retroactiv	20201130	9114,768,820.00-	2236,580,401.00	3892,060,306.00	10770,248,725.00-
25 12 04 01	Cesantías por Girar	20201130	9114,768,820.00-	2236,580,401.00	315,630,704.00	7193,819,123.00-
25 12 04 11	Cesantías Retroactiv	20201030	0.00	0.00	3576,429,602.00	3576,429,602.00-
25 14	BENEFICIOS POSEMPLEO	20201203	966664,146,790.00-	104574,054,000.00	52057,099,260.00	914147,192,050.00-
25 14 01	Pensiones De Jubilac	20201126	0.00	51770,588,137.00	51784,446,099.00	13,857,962.00-
25 14 04	Mesadas Pensionales	20181226	60,541,524.00-	0.00	0.00	60,541,524.00-
25 14 05	Cuotas Partes De Pen	20201203	14,374,295.00-	264,063,556.00	265,609,530.00	15,920,269.00-
25 14 10	Cálculo Actuarial De	20201126	891867,795,851.00-	52001,875,777.00	7,043,631.00	839872,963,705.00-
25 14 10 01	Calculo Actuarial Pe	20191231	891867,795,851.00-	0.00	0.00	891867,795,851.00-
25 14 10 02	Mesadas Pagadas	20201126	0.00	50265,950,276.00	0.00	50265,950,276.00
25 14 10 03	Subsidio De Libros	20201126	0.00	158,588,240.00	159,628.00	158,428,612.00
25 14 10 04	Incremento Cotizacio	20201126	0.00	1350,966,025.00	6,299,100.00	1344,666,925.00
25 14 10 05	Subsidio Familiar	20201126	0.00	226,371,236.00	584,903.00	225,786,333.00
25 14 12	Cálculo Actuarial Fu	20200922	64827,984,236.00-	271,917,000.00	0.00	64556,067,236.00-
25 14 12 01	Cálculo Actuarial Bo	20191231	64827,984,236.00-	0.00	0.00	64827,984,236.00-
25 14 12 02	Pago Cuotas Bonos Pe	20200922	0.00	271,917,000.00	0.00	271,917,000.00
25 14 14	Cálculo Actuarial De	20201203	9893,450,884.00-	265,609,530.00	0.00	9627,841,354.00-
25 14 14 01	Calculo Actuarial De	20191231	9893,450,884.00-	0.00	0.00	9893,450,884.00-
25 14 14 02	Pago De Cuotas Part	20201203	0.00	265,609,530.00	0.00	265,609,530.00
27	PROVISIONES	20201123	1341,237,722.00-	6800,984,520.00	6883,833,576.00	1424,086,778.00-
27 01	LITIGIOS Y DEMANDAS	20201123	985,798,032.00-	3602,197,758.00	3975,731,834.00	1359,332,108.00-
27 01 01	Civiles	20200930	0.00	207,727,897.00	416,484,150.00	208,756,253.00-
27 01 03	Administrativas	20201123	983,088,748.00-	3199,410,610.00	3343,011,189.00	1126,689,327.00-
27 01 05	Laborales	20200930	2,709,284.00-	195,059,251.00	216,236,495.00	23,886,528.00-
27 90	PROVISIONES DIVERSAS	00000000	355,439,690.00-	3198,786,762.00	2908,101,742.00	64,754,670.00-
27 90 90	OTRAS PROVISIONES DI	00000000	355,439,690.00-	3198,786,762.00	2908,101,742.00	64,754,670.00-
27 90 90 01	PROVISIONES ILUD	00000000	355,439,690.00-	3198,786,762.00	2908,101,742.00	64,754,670.00-
29	OTROS PASIVOS	20201202	17013,935,196.00-	25021,626,056.00	23607,672,233.00	15599,981,373.00-
29 02	RECURSOS RECIBIDOS E	20201030	1708,380,639.00-	2502,896,986.00	5469,380,919.00	4674,864,572.00-
29 02 01	En Administración	20201030	1708,380,639.00-	2502,896,986.00	5469,380,919.00	4674,864,572.00-
29 02 01 03	En administración de	20201030	1706,094,529.00-	2502,896,986.00	5469,380,919.00	4672,578,462.00-
29 02 01 03 01	SALDO INICIAL	20191331	1706,094,529.00-	0.00	0.00	1706,094,529.00-
29 02 01 03 02	INGRESOS RECIBIDOS	20201030	0.00	18,232,938.00	5404,568,857.00	5386,335,919.00-
29 02 01 03 03	RENDIMIENTOS FINANCI	20200331	0.00	0.00	2,036,342.00	2,036,342.00-
29 02 01 03 04	FACTURACION ENTRE PR	20201030	0.00	28,779,125.00	54,067,868.00	25,288,743.00-
29 02 01 03 11	SERVICIOS PERSONALES	20201028	0.00	733,940,680.00	0.00	733,940,680.00
29 02 01 03 12	SERVICIOS PERSONALES	20201023	0.00	710,990,789.00	0.00	710,990,789.00
29 02 01 03 13	GASTOS GENERALES	20201030	0.00	614,403,664.00	5,820,000.00	608,583,664.00
29 02 01 03 14	OTROS GASTOS	20201020	0.00	38,237,121.00	2,607,231.00	35,629,890.00
29 02 01 03 15	BENEFICIO INSTITUCIO	20201028	0.00	353,611,829.00	55,621.00	353,556,208.00
29 02 01 03 90	GASTOS BANCARIOS	20201030	0.00	4,700,840.00	225,000.00	4,475,840.00
29 02 01 04	En administración de	20190716	2,286,110.00-	0.00	0.00	2,286,110.00-
29 02 01 04 01	SALDO INICIAL	20190716	2,286,110.00-	0.00	0.00	2,286,110.00-
29 03	DEPÓSITOS RECIBIDOS	20201202	262,047,661.00-	319,329,244.00	107,621,815.00	50,340,232.00-
29 03 04	Depósitos Sobre Cont	20200511	243,995,993.00-	222,766,669.00	0.00	21,229,324.00-
29 03 90	Otros Depósitos	20201202	18,051,668.00-	96,562,575.00	107,621,815.00	29,110,908.00-
29 03 90 08	Ingresos Para Legali	20201202	17,352,756.00-	96,562,575.00	107,621,815.00	28,411,996.00-
29 03 90 23	Mayores Valores Cons	20191219	698,912.00-	0.00	0.00	698,912.00-
29 10	INGRESOS RECIBIDOS P	20201030	15043,506,896.00-	21927,482,826.00	17758,752,499.00	10874,776,569.00-
29 10 01	Intereses	20200201	391,946,024.00-	391,946,024.00	0.00	0.00

C U E N T A	D E S C R I P C I O N	U L T. M O V.	S A L D O A N T E R I O R	D E B I T O S	C R E D I T O S	N U E V O S A L D O
29 10 01 02	DAVIVIENDA 68614 GRA	20200201	150,050,372.00-	150,050,372.00	0.00	0.00
29 10 01 03	DAVIVIENDA 68618 CUR	20200131	3,139,383.00-	3,139,383.00	0.00	0.00
29 10 01 04	OCCIDENTE CTA 230857	20200201	108,317,337.00-	108,317,337.00	0.00	0.00
29 10 01 05	OCCIDENTE CTA 230858	20200201	58,677,338.00-	58,677,338.00	0.00	0.00
29 10 01 06	OCCIDENTE CTA 230858	20200201	71,761,594.00-	71,761,594.00	0.00	0.00
29 10 26	Servicios educativos	20201030	13081,174,092.00-	19430,342,864.00	17223,945,341.00	10874,776,569.00-
29 10 26 03	Anticipos con otras	20201030	12506,189,239.00-	19429,848,764.00	17222,958,076.00	10299,298,551.00-
29 10 26 03 01	SALDO INICIAL	20200731	12506,189,239.00-	2151,664,759.00	888.00	10354,525,368.00-
29 10 26 03 02	INGRESOS RECIBIDOS	20201030	0.00	1798,914,514.00	16773,102,479.00	14974,187,965.00-
29 10 26 03 03	RENDIMIENTOS FINANCI	20201029	0.00	2,074,130.00	2,271,057.00	196,927.00-
29 10 26 03 04	FACTURACION ENTRE PR	20201030	0.00	273,059,264.00	376,980,568.00	103,921,304.00-
29 10 26 03 11	SERVICIOS PERSONALES	20201029	0.00	5315,823,463.00	0.00	5315,823,463.00
29 10 26 03 12	SERVICIOS PERSONALES	20201028	0.00	1987,035,001.00	0.00	1987,035,001.00
29 10 26 03 13	GASTOS GENERALES	20201030	0.00	4697,551,593.00	69,556,120.00	4627,995,473.00
29 10 26 03 14	OTROS GASTOS	20201028	0.00	131,138,664.00	0.00	131,138,664.00
29 10 26 03 15	BENEFICIO INSTITUCIO	20201030	0.00	3052,476,438.00	0.00	3052,476,438.00
29 10 26 03 90	GASTOS BANCARIOS	20201030	0.00	20,110,938.00	1,046,964.00	19,063,974.00
29 10 26 04	Anticipos con otras	20200630	574,984,853.00-	494,100.00	987,265.00	575,478,018.00-
29 10 26 04 01	SALDO INICIAL	20191231	574,984,853.00-	0.00	0.00	574,984,853.00-
29 10 26 04 03	RENDIMIENTOS FINANCI	20200131	0.00	0.00	925,203.00	925,203.00-
29 10 26 04 90	GASTOS BANCARIOS	20200630	0.00	494,100.00	62,062.00	432,038.00
29 10 90	Otros ingresos recib	20200401	1570,386,780.00-	2105,193,938.00	534,807,158.00	0.00
29 19	BONOS PENSIONALES	20200922	0.00	271,917,000.00	271,917,000.00	0.00
29 19 01	Cuotas Partes De Bon	20200922	0.00	271,917,000.00	271,917,000.00	0.00
31	PATRIMONIO DE LAS IN	20191331	2456182,452,506.00-	55,007,925.00	2151,664,759.00	2458279,109,340.00-
31 05	CAPITAL FISCAL	20171231	93821,892,396.00-	0.00	0.00	93821,892,396.00-
31 05 06	Capital Fiscal	20171231	93821,892,396.00-	0.00	0.00	93821,892,396.00-
31 09	RESULTADOS DE EJERCI	20191331	2393750,542,407.00-	55,007,925.00	2151,664,759.00	2395847,199,241.00-
31 09 01	Utilidades 0 Exceden	20191331	2393750,542,407.00-	55,007,925.00	2151,664,759.00	2395847,199,241.00-
31 09 01 01	RESUTLADO POR IMPACT	20190101	2213172,373,394.00-	0.00	0.00	2213172,373,394.00-
31 09 01 02	RESULTADO AÑO 2018	20190101	65555,286,320.00-	0.00	0.00	65555,286,320.00-
31 09 01 03	RESULTADO EJERCICIOS	00000000	97,063,481.00-	55,007,925.00	2151,664,759.00	2193,720,315.00-
31 09 01 04	RESULTADO AÑO 2019	20191331	114925,819,212.00-	0.00	0.00	114925,819,212.00-
31 51	GANANCIAS O PÉRDIDAS	20191231	31389,982,297.00	0.00	0.00	31389,982,297.00
31 51 01	Ganancias 0 Perdidas	20191231	256314,551,001.00	0.00	0.00	256314,551,001.00
31 51 02	Ganancias 0 Perdidas	20191231	224924,568,704.00-	0.00	0.00	224924,568,704.00-
41	INGRESOS FISCALES	20201021	0.00	0.00	3077,227,409.00	3077,227,409.00-
41 10	CONTRIBUCIONES TASA	20201021	0.00	0.00	3077,227,409.00	3077,227,409.00-
41 10 27	Estampillas	20201021	0.00	0.00	3077,227,409.00	3077,227,409.00-
41 10 27 01	Estampillas-Proyecto	20201021	0.00	0.00	3077,227,409.00	3077,227,409.00-
41 10 27 01 01	Estampilla Pro Unive	20201021	0.00	0.00	3077,227,409.00	3077,227,409.00-
43	VENTA DE SERVICIOS	20201201	0.00	2875,964,983.00	35346,834,016.00	32470,869,033.00-
43 05	SERVICIOS EDUCATIVOS	20201201	0.00	14,883,851.00	32642,727,624.00	32627,843,773.00-
43 05 13	Educación Formal - S	20201030	0.00	0.00	1670,576,144.00	1670,576,144.00-
43 05 13 02	Superior Formación T	20201030	0.00	0.00	1541,977,944.00	1541,977,944.00-
43 05 13 04	Derechos Academicos	20201008	0.00	0.00	128,598,200.00	128,598,200.00-
43 05 13 04 05	Sistematización	20201008	0.00	0.00	106,423,200.00	106,423,200.00-
43 05 13 04 06	Carnet	20201008	0.00	0.00	22,175,000.00	22,175,000.00-
43 05 14	Educación Formal - S	20201201	0.00	7,487,910.00	9093,558,358.00	9086,070,448.00-
43 05 14 02	Superior Formación P	20201201	0.00	7,302,465.00	7244,923,486.00	7237,621,021.00-
43 05 14 04	Superior Formación P	20201130	0.00	185,445.00	1848,634,872.00	1848,449,427.00-
43 05 14 04 03	Certificados De Nota	20201130	0.00	24,000.00	39,903,592.00	39,879,592.00-
43 05 14 04 05	Sistematizacion	20201130	0.00	0.00	348,753,600.00	348,753,600.00-

C U E N T A	D E S C R I P C I O N	U L T. M O V.	S A L D O A N T E R I O R	D E B I T O S	C R E D I T O S	N U E V O S A L D O
43 05 14 04 06	Carnet	20201130	0.00	85,760.00	95,248,420.00	95,162,660.00-
43 05 14 04 07	Constancia De Estudi	20201130	0.00	1,987.00	42,630,038.00	42,628,051.00-
43 05 14 04 08	Derechos De Grado	20201130	0.00	0.00	501,474,200.00	501,474,200.00-
43 05 14 04 09	Copias De Actas De G	20201130	0.00	0.00	6,415,440.00	6,415,440.00-
43 05 14 04 10	Duplicado De Diploma	20201120	0.00	0.00	3,672,500.00	3,672,500.00-
43 05 14 04 11	Programa Apoyo Alime	20201130	0.00	71,049.00	18,380,039.00	18,308,990.00-
43 05 14 04 12	Multas Y Sanciones	20201127	0.00	2,649.00	3,987,043.00	3,984,394.00-
43 05 14 04 13	Formularios De Pregr	20201130	0.00	0.00	788,170,000.00	788,170,000.00-
43 05 15	Educación Formal - S	20201130	0.00	3,745,487.00	12444,769,274.00	12441,023,787.00-
43 05 15 02	Superior Postgrados	20201130	0.00	3,635,087.00	12171,697,676.00	12168,062,589.00-
43 05 15 04	Superior Postgrados	20201130	0.00	110,400.00	273,071,598.00	272,961,198.00-
43 05 15 04 05	Sistematizacion	20201030	0.00	0.00	91,838,600.00	91,838,600.00-
43 05 15 04 06	Carnet	20201030	0.00	0.00	19,106,000.00	19,106,000.00-
43 05 15 04 13	Formularios De Posgr	20201130	0.00	110,400.00	162,126,998.00	162,016,598.00-
43 05 50	Servicios Conexos a	20200901	0.00	3,650,454.00	9433,823,848.00	9430,173,394.00-
43 05 50 01	INGRESOS ILUD - MATR	00000000	0.00	2,476,396.00	5721,616,509.00	5719,140,113.00-
43 05 50 02	INGRESOS ILUD - CERT	20181331	0.00	0.00	8,522,630.00	8,522,630.00-
43 05 50 03	INGRESOS ILUD - EXAM	00000000	0.00	0.00	37,484,260.00	37,484,260.00-
43 05 50 04	INGRESOS ILUD - EXAM	00000000	0.00	0.00	85,908,270.00	85,908,270.00-
43 05 50 10	BENEFICIO INSTITUCIO	20200901	0.00	1,174,058.00	3580,292,179.00	3579,118,121.00-
43 95	DEVOLUCIONES REBAJA	20201123	0.00	2861,081,132.00	2704,106,392.00	156,974,740.00
43 95 01	Servicios Educativos	20201123	0.00	2861,081,132.00	2704,106,392.00	156,974,740.00
43 95 01 13	Educación Formal - S	20201003	0.00	1,148,593.00	0.00	1,148,593.00
43 95 01 13 03	Devolucion Matricula	20201003	0.00	1,148,593.00	0.00	1,148,593.00
43 95 01 14	Educación Formal - S	20201007	0.00	20,929,002.00	0.00	20,929,002.00
43 95 01 14 03	Devolucion Matricula	20201003	0.00	20,617,002.00	0.00	20,617,002.00
43 95 01 14 04	DEVOLUCIONES CERTIFI	20201007	0.00	13,800.00	0.00	13,800.00
43 95 01 14 06	DEVOLUCION SISTEMATI	20200514	0.00	132,400.00	0.00	132,400.00
43 95 01 14 07	DEVOLUCION CARNET	20200514	0.00	27,600.00	0.00	27,600.00
43 95 01 14 08	Devolucion Derechos	20201007	0.00	138,200.00	0.00	138,200.00
43 95 01 15	Educación Formal - S	20201123	0.00	47,128,391.00	0.00	47,128,391.00
43 95 01 15 01	Devolucion Inscripci	20201003	0.00	351,000.00	0.00	351,000.00
43 95 01 15 03	Devolucion Matricula	20201123	0.00	46,777,391.00	0.00	46,777,391.00
43 95 01 50	SERVICIOS CONEXOS A	20200924	0.00	2791,875,146.00	2704,106,392.00	87,768,754.00
43 95 01 50 01	INGRESOS ILUD - MATR	00000000	0.00	2790,259,346.00	2703,066,992.00	87,192,354.00
43 95 01 50 02	INGRESOS ILUD - CERT	00000000	0.00	142,400.00	142,400.00	0.00
43 95 01 50 04	CARNET	20200924	0.00	1,473,400.00	897,000.00	576,400.00
44	TRANSFERENCIAS	20201120	0.00	0.00	55128,470,109.00	55128,470,109.00-
44 28	OTRAS TRANSFERENCIAS	20201120	0.00	0.00	55128,470,109.00	55128,470,109.00-
44 28 02	Para Proyectos De In	20200930	0.00	0.00	6006,067,391.00	6006,067,391.00-
44 28 02 01	Para Proyectos de In	20200930	0.00	0.00	6006,067,391.00	6006,067,391.00-
44 28 03	Para Ingresos De Fun	20201120	0.00	0.00	29465,013,555.00	29465,013,555.00-
44 28 03 01	Ley 30 1992 - Nacio	20201120	0.00	0.00	29465,013,555.00	29465,013,555.00-
44 28 90	OTRAS TRANSFERENCIAS	20200930	0.00	0.00	19657,389,163.00	19657,389,163.00-
44 28 90 01	ESTAMPILLA U DISTRIT	20200930	0.00	0.00	2445,267,443.00	2445,267,443.00-
44 28 90 02	ESTAMPILLA U DISTRIT	20200930	0.00	0.00	11647,614,500.00	11647,614,500.00-
44 28 90 03	ESTAMPILLA UD PASIVO	20200930	0.00	0.00	865,979,845.00	865,979,845.00-
44 28 90 04	ESTAMPILLA UD PASIVO	20200930	0.00	0.00	4698,527,375.00	4698,527,375.00-
47	OPERACIONES INTERINS	20201127	0.00	223,288,652.00	145261,266,827.00	145037,978,175.00-
47 05	FONDOS RECIBIDOS	20201127	0.00	223,288,652.00	145261,266,827.00	145037,978,175.00-
47 05 08	Funcionamiento	20201127	0.00	223,288,652.00	145261,266,827.00	145037,978,175.00-
48	OTROS INGRESOS	20201230	0.00	1406,733,304.00	14461,806,909.00	13055,073,605.00-
48 02	FINANCIEROS	20201230	0.00	1225,137,601.00	8931,287,769.00	7706,150,168.00-

C U E N T A	D E S C R I P C I O N	U L T. M O V.	S A L D O A N T E R I O R	D E B I T O S	C R E D I T O S	N U E V O S A L D O
48 02 01	Intereses Sobre Depó	20201230	0.00	23,340,511.00	937,595,313.00	914,254,802.00-
48 02 01 01	Intereses Cuentas de	20201127	0.00	0.00	694,473,730.00	694,473,730.00-
48 02 01 02	Intereses Sobre CDT	20200225	0.00	0.00	1,196,297.00	1,196,297.00-
48 02 01 03	Intereses Cuentas de	20201230	0.00	0.00	92,436,228.00	92,436,228.00-
48 02 01 04	Intereses Cuenta Aho	20201127	0.00	0.00	43,450,987.00	43,450,987.00-
48 02 01 05	Intereses Recursos m	20201127	0.00	23,340,511.00	106,038,071.00	82,697,560.00-
48 02 13	Intereses CDT	20201230	0.00	26,261,282.00	1376,787,296.00	1350,526,014.00-
48 02 13 01	CDT Recursos Propios	20201230	0.00	26,261,282.00	1376,787,296.00	1350,526,014.00-
48 02 32	Rendimientos Sobre R	20201130	0.00	1175,535,808.00	6476,297,581.00	5300,761,773.00-
48 02 32 01	RENDIMIENTOS ESTAMPI	20200930	0.00	0.00	1214,048,904.00	1214,048,904.00-
48 02 32 02	RENDIMIENTOS ESTAMPI	20200930	0.00	0.00	707,914,346.00	707,914,346.00-
48 02 32 03	RENDIMIENTO ESTAMPIL	20200831	0.00	0.00	2992,950,842.00	2992,950,842.00-
48 02 32 04	RENDIMIENTO ESTAMPIL	20200831	0.00	1175,535,808.00	1561,223,289.00	385,687,481.00-
48 02 32 10	Otros Rendimientos F	20201130	0.00	0.00	160,200.00	160,200.00-
48 02 33	Intereses de mora	20200930	0.00	0.00	2,253,201.00	2,253,201.00-
48 02 90	OTROS INGRESOS	20200402	0.00	0.00	138,354,378.00	138,354,378.00-
48 02 90 01	Excedentes Financier	20200402	0.00	0.00	433,480.00	433,480.00-
48 02 90 02	INGRESOS RECUPERACIO	20200201	0.00	0.00	137,920,898.00	137,920,898.00-
48 08	INGRESOS DIVERSOS	20201118	0.00	181,595,703.00	5530,519,140.00	5348,923,437.00-
48 08 17	Arrendamiento Operat	20200312	0.00	0.00	1,273,714.00	1,273,714.00-
48 08 17 01	Arrendamientos Opera	20200312	0.00	0.00	1,273,714.00	1,273,714.00-
48 08 25	Sobrantes	20201019	0.00	0.00	247,421,868.00	247,421,868.00-
48 08 25 02	Bienes Levantamiento	20201019	0.00	0.00	247,421,868.00	247,421,868.00-
48 08 26	Recuperaciones	20201104	0.00	179,782,972.00	5033,363,088.00	4853,580,116.00-
48 08 26 01	Reintegro Iva Ley 30	20201030	0.00	165,671,368.00	2403,515,340.00	2237,843,972.00-
48 08 26 02	Incapacidades	20201028	0.00	14,111,604.00	51,967,466.00	37,855,862.00-
48 08 26 04	Ingresos por Exceden	20200715	0.00	0.00	1271,963,083.00	1271,963,083.00-
48 08 26 05	Ingresos por disminu	20200930	0.00	0.00	272,613,312.00	272,613,312.00-
48 08 26 06	Productos y servicio	20191331	0.00	0.00	1004,716,753.00	1004,716,753.00-
48 08 26 06 01	Ingresos por Product	20191331	0.00	0.00	1004,716,753.00	1004,716,753.00-
48 08 26 08	RECUPERACION CUENTAS	20201104	0.00	0.00	2,685,566.00	2,685,566.00-
48 08 26 09	INGRESOS TASA RETORN	20200117	0.00	0.00	25,901,568.00	25,901,568.00-
48 08 27	Aprovechamientos	20201118	0.00	1,612,731.00	88,350,643.00	86,737,912.00-
48 08 27 02	Otros Ingresos Aprov	20201118	0.00	1,612,731.00	88,350,643.00	86,737,912.00-
48 08 28	Indemnizaciones	20200727	0.00	0.00	5,772,750.00	5,772,750.00-
48 08 37	Ajuste beneficios a	20201030	0.00	0.00	32,567,480.00	32,567,480.00-
48 08 90	Otros Ingresos Diver	20201110	0.00	200,000.00	121,769,597.00	121,569,597.00-
48 08 90 02	Ajuste Aproximacion	20200831	0.00	0.00	7,846.00	7,846.00-
48 08 90 03	Otros	20201110	0.00	200,000.00	7,086,732.00	6,886,732.00-
48 08 90 03 01	OTROS INGRESOS DIVER	20201110	0.00	200,000.00	7,086,712.00	6,886,712.00-
48 08 90 03 02	Bienes IDEXUD	20200429	0.00	0.00	20.00	20.00-
48 08 90 05	Ingresos por Costas	20200313	0.00	0.00	114,596,601.00	114,596,601.00-
48 08 90 06	Ingr aproximación p	20200930	0.00	0.00	78,418.00	78,418.00-
51	DE ADMINISTRACIÓN Y	20201203	0.00	68568,022,801.00	2266,533,565.00	66301,489,236.00
51 01	SUELDOS Y SALARIOS	20201123	0.00	10156,565,189.00	16,387,510.00	10140,177,679.00
51 01 01	Sueldos	20201123	0.00	7929,542,163.00	16,200,020.00	7913,342,143.00
51 01 03	Horas Extras Y Festi	20201021	0.00	46,135,375.00	0.00	46,135,375.00
51 01 05	Gastos De Representa	20201123	0.00	253,296,833.00	0.00	253,296,833.00
51 01 10	Prima Tecnica	20201123	0.00	1485,334,707.00	0.00	1485,334,707.00
51 01 19	Bonificaciones	20201123	0.00	329,515,598.00	0.00	329,515,598.00
51 01 19 01	Bonificacion Por Ser	20201123	0.00	247,487,198.00	0.00	247,487,198.00
51 01 19 03	Subsidio de Libros	20200921	0.00	82,028,400.00	0.00	82,028,400.00
51 01 23	Auxilio De Transport	20201123	0.00	58,327,634.00	97,000.00	58,230,634.00
51 01 60	Subsidio De Alimenta	20201123	0.00	54,412,879.00	90,490.00	54,322,389.00
51 02	CONTRIBUCIONES IMPUT	20201203	0.00	289,483,949.00	0.00	289,483,949.00

C U E N T A	D E S C R I P C I O N	U L T. M O V.	S A L D O A N T E R I O R	D E B I T O S	C R E D I T O S	N U E V O S A L D O
51 02 02	Subsidio Familiar	20201123	0.00	216,231,688.00	0.00	216,231,688.00
51 02 90	Otras Contribuciones	20201203	0.00	73,252,261.00	0.00	73,252,261.00
51 02 90 01	Auxilio Funerario	20201203	0.00	73,252,261.00	0.00	73,252,261.00
51 03	CONTRIBUCIONES EFECT	20201201	0.00	5724,595,035.00	10,219,335.00	5714,375,700.00
51 03 02	Aportes A Cajas De C	20201109	0.00	480,001,600.00	0.00	480,001,600.00
51 03 03	Cotizaciones A Segur	20201109	0.00	898,221,288.00	5,342,487.00	892,878,801.00
51 03 04	Aportes Sindicales	20200822	0.00	253,422,519.00	2,484,348.00	250,938,171.00
51 03 05	Cotizaciones A Riesg	20201109	0.00	53,467,400.00	0.00	53,467,400.00
51 03 07	Cotizaciones A Entid	20201109	0.00	1262,254,420.00	2,392,500.00	1259,861,920.00
51 03 08	Medicina Prepagada	20201201	0.00	2777,227,808.00	0.00	2777,227,808.00
51 04	APORTES SOBRE LA NÓM	20201109	0.00	360,053,900.00	0.00	360,053,900.00
51 04 01	Aportes Al Icbf	20201109	0.00	360,053,900.00	0.00	360,053,900.00
51 07	PRESTACIONES SOCIALE	20201123	0.00	5649,986,027.00	1062,350,622.00	4587,635,405.00
51 07 01	Vacaciones	20201030	0.00	772,230,090.00	0.00	772,230,090.00
51 07 02	Cesantías	20201113	0.00	798,831,842.00	0.00	798,831,842.00
51 07 02 01	Cesantias Regimen Nu	20201113	0.00	317,723,108.00	0.00	317,723,108.00
51 07 02 02	Cesantias Regimen An	20201030	0.00	481,108,734.00	0.00	481,108,734.00
51 07 03	Intereses A Las Cesa	20201030	0.00	7,722,300.00	0.00	7,722,300.00
51 07 04	Prima De Vacaciones	20201123	0.00	464,805,738.00	0.00	464,805,738.00
51 07 05	Prima De Navidad	20201030	0.00	776,252,447.00	0.00	776,252,447.00
51 07 06	Prima De Servicios	20201123	0.00	2108,343,704.00	1062,167,550.00	1046,176,154.00
51 07 07	Bonificación Especia	20201123	0.00	4,770,534.00	0.00	4,770,534.00
51 07 90	Otras Primas	20201123	0.00	682,155,403.00	183,072.00	681,972,331.00
51 07 90 01	Prima Por Antigüedad	20201123	0.00	547,548,474.00	183,072.00	547,365,402.00
51 07 90 02	Prima Secretarial	20201123	0.00	134,606,929.00	0.00	134,606,929.00
51 07 95	Otras Prestaciones S	20200821	0.00	34,873,969.00	0.00	34,873,969.00
51 07 95 01	Quinquenios	20200821	0.00	26,624,681.00	0.00	26,624,681.00
51 07 95 02	Beneficio Permanenci	20200318	0.00	8,249,288.00	0.00	8,249,288.00
51 11	GENERALES	20201203	0.00	45854,739,799.00	1159,043,789.00	44695,696,010.00
51 11 06	Estudios Y Proyectos	20200810	0.00	35,104,881.00	0.00	35,104,881.00
51 11 06 01	Estudios	20200810	0.00	35,104,881.00	0.00	35,104,881.00
51 11 13	Vigilancia Y Segurid	20201119	0.00	6639,007,007.00	0.00	6639,007,007.00
51 11 14	Materiales Y Suminis	20201029	0.00	1602,815,889.00	669,970.00	1602,145,919.00
51 11 14 01	Materiales y Suminis	20201021	0.00	1226,008,897.00	669,970.00	1225,338,927.00
51 11 14 04	Grupo 1-04 Elementos	20201029	0.00	376,806,992.00	0.00	376,806,992.00
51 11 15	Mantenimiento	20201203	0.00	1327,433,833.00	0.00	1327,433,833.00
51 11 17	Servicios Públicos	20201203	0.00	2683,813,653.00	17,913,196.00	2665,900,457.00
51 11 18	Arrendamiento Operat	20201203	0.00	1859,101,898.00	44,802,689.00	1814,299,209.00
51 11 19	Viáticos Y Gastos De	00000000	0.00	11,331,704.00	0.00	11,331,704.00
51 11 20	Publicidad Y Propaga	20201010	0.00	10,575,574.00	0.00	10,575,574.00
51 11 21	Impresos Publicacio	20201019	0.00	348,478,269.00	0.00	348,478,269.00
51 11 21 01	Suscripciones Y Afil	20200630	0.00	33,991,577.00	0.00	33,991,577.00
51 11 21 02	Impresiones Y Public	20201019	0.00	314,486,692.00	0.00	314,486,692.00
51 11 23	Comunicaciones Y Tra	20201201	0.00	38,790,638.00	0.00	38,790,638.00
51 11 25	Seguros Generales	20201030	0.00	2281,447,192.00	0.00	2281,447,192.00
51 11 31	Materiales De Educac	20200831	0.00	5,691,750.00	0.00	5,691,750.00
51 11 32	Diseños Y Estudios	00000000	0.00	19,343,027.00	0.00	19,343,027.00
51 11 37	Eventos Culturales	20201127	0.00	38,841,580.00	0.00	38,841,580.00
51 11 37 01	Organizacion de Even	20201127	0.00	36,954,580.00	0.00	36,954,580.00
51 11 37 08	Grupo 1-08 Medallas	20200902	0.00	1,887,000.00	0.00	1,887,000.00
51 11 46	Combustibles Y Lubri	20201026	0.00	15,836,514.00	0.00	15,836,514.00
51 11 46 02	Grupo 1 02 Combustib	20201026	0.00	15,836,514.00	0.00	15,836,514.00
51 11 49	Servicios De Aseo C	20201124	0.00	3075,031,757.00	0.00	3075,031,757.00
51 11 51	Gastos Por Control D	20200221	0.00	2,325,000.00	0.00	2,325,000.00
51 11 51 01	Gastos por Control d	20200221	0.00	2,325,000.00	0.00	2,325,000.00
51 11 55	Elementos De Aseo L	20200814	0.00	50,293,254.00	0.00	50,293,254.00

De : ENE 1/2020 A : OCT 31/2020

C U E N T A	D E S C R I P C I O N	U L T. M O V.	S A L D O A N T E R I O R	D E B I T O S	C R E D I T O S	N U E V O S A L D O
51 11 65	Intangibles	20201029	0.00	818,752,962.00	0.00	818,752,962.00
51 11 65 01	Renovacion Licencias	20201029	0.00	818,752,962.00	0.00	818,752,962.00
51 11 79	Honorarios	20201201	0.00	23207,261,954.00	415,800,419.00	22791,461,535.00
51 11 90	Otros Gastos General	20201126	0.00	1783,461,463.00	679,857,515.00	1103,603,948.00
51 11 90 01	Otros Gastos	20201126	0.00	12,323.00	950.00	11,373.00
51 11 90 03	Grupo 1-03 Medicamen	20201016	0.00	30,887,771.00	0.00	30,887,771.00
51 11 90 10	Grupo 1-10 Utiles Es	20201028	0.00	216,366,664.00	0.00	216,366,664.00
51 11 90 50	BENEFICIO INSTITUCIO	00000000	0.00	1536,194,705.00	679,856,565.00	856,338,140.00
51 20	IMPUESTOS CONTRIBUC	20200730	0.00	532,598,902.00	18,532,309.00	514,066,593.00
51 20 01	Impuesto Predial Uni	20200730	0.00	469,978,500.00	94,889.00	469,883,611.00
51 20 11	Impuesto Sobre Vehic	20200701	0.00	1,390,000.00	0.00	1,390,000.00
51 20 17	Intereses De Mora	20200115	0.00	249.00	0.00	249.00
51 20 24	Gravamen A Los Movim	00000000	0.00	59,631,091.00	18,437,420.00	41,193,671.00
51 20 90	Otros Impuestos	00000000	0.00	1,599,062.00	0.00	1,599,062.00
53	DETERIORO DEPRECIAC	20201231	0.00	5309,347,108.00	3344,845,427.00	1964,501,681.00
53 47	DETERIORO DE CUENTAS	20200930	0.00	25,756,712.00	8,658,068.00	17,098,644.00
53 47 13	Deterioro Cuentas po	20200203	0.00	1,064,000.00	0.00	1,064,000.00
53 47 90	Otras Cuentas Por Co	20200930	0.00	24,692,712.00	8,658,068.00	16,034,644.00
53 60	DEPRECIACIÓN DE PROP	20201231	0.00	1035,245,250.00	0.00	1035,245,250.00
53 60 01	Edificaciones	20201231	0.00	1035,245,250.00	0.00	1035,245,250.00
53 68	PROVISIÓN LITIGIOS Y	20201123	0.00	4248,345,146.00	3336,187,359.00	912,157,787.00
53 68 01	Civiles	20200930	0.00	416,484,150.00	207,727,897.00	208,756,253.00
53 68 03	Administrativas	20201123	0.00	3612,915,217.00	3112,287,361.00	500,627,856.00
53 68 05	Laborales	20200930	0.00	218,945,779.00	16,172,101.00	202,773,678.00
58	OTROS GASTOS	20201201	0.00	72,500,381.00	189,148.00	72,311,233.00
58 02	COMISIONES	20201117	0.00	12,073,332.00	0.00	12,073,332.00
58 02 06	Adquisición De Biene	20200727	0.00	11,998,225.00	0.00	11,998,225.00
58 02 40	Comisiones Servicios	20201117	0.00	75,107.00	0.00	75,107.00
58 03	Servicios	20201201	0.00	1,610,130.00	3,880.00	1,606,250.00
58 03 90	Otros Ajustes Por Di	20201201	0.00	1,610,130.00	3,880.00	1,606,250.00
58 04	FINANCIEROS	20200824	0.00	55,320,096.00	0.00	55,320,096.00
58 04 23	Perdida por baja de	20200824	0.00	54,575,290.00	0.00	54,575,290.00
58 04 90	Otros Gastos Financi	00000000	0.00	744,806.00	0.00	744,806.00
58 90	GASTOS DIVERSOS	20201016	0.00	3,496,823.00	185,268.00	3,311,555.00
58 90 16	Ajustes O Mermas Sin	20200930	0.00	606,585.00	136,944.00	469,641.00
58 90 16 01	Ajuste Menores Valor	20200930	0.00	1,431.00	0.00	1,431.00
58 90 16 02	Ajuste Aproximacion	20200930	0.00	1,359.00	0.00	1,359.00
58 90 16 03	Ajustes Menores Valo	20200930	0.00	603,795.00	136,944.00	466,851.00
58 90 25	Multas Y Sanciones	20200310	0.00	828,116.00	0.00	828,116.00
58 90 90	Otros Gastos Diverso	20201016	0.00	2,062,122.00	48,324.00	2,013,798.00
63	COSTO DE VENTAS DE S	20201202	0.00	138995,244,622.00	58,906,171.00	138936,338,451.00
63 05	SERVICIOS EDUCATIVOS	20201202	0.00	138995,244,622.00	58,906,171.00	138936,338,451.00
63 05 07	Educación Formal - S	20201202	0.00	21378,849,055.00	0.00	21378,849,055.00
63 05 08	Educación Formal - S	20201202	0.00	105238,950,100.00	0.00	105238,950,100.00
63 05 09	Educación Formal - S	20201202	0.00	5444,914,272.00	0.00	5444,914,272.00
63 05 10	EDUCACIÓN FORMAL - I	20201030	0.00	27,053,496.00	0.00	27,053,496.00
63 05 50	Servicios Conexos A	20201202	0.00	6905,477,699.00	58,906,171.00	6846,571,528.00
72	SERVICIOS EDUCATIVOS	20201203	0.00	153145,040,666.00	153145,040,666.00	0.00
72 07	EDUCACIÓN FORMAL - S	20201202	0.00	23803,061,916.00	23803,061,916.00	0.00
72 07 02	Generales	20201130	0.00	2130,136,690.00	0.00	2130,136,690.00
72 07 02 02	Honorarios	20201130	0.00	2119,514,863.00	0.00	2119,514,863.00
72 07 02 05	Gastos De Desplazami	20200224	0.00	9,000,000.00	0.00	9,000,000.00

C U E N T A D E S C R I P C I O N		ULT. MOV.	SALDO ANTERIOR	DEBITOS	CREDITOS	NUEVO SALDO
72 07 02 10	Otros Costos General	20200624	0.00	1,621,827.00	0.00	1,621,827.00
72 07 02 10 01	Capacitación Docente	20200624	0.00	1,621,827.00	0.00	1,621,827.00
72 07 03	Sueldos Y Salarios	20201130	0.00	13283,094,950.00	4,949,996.00	13278,144,954.00
72 07 03 01	Docentes De Planta T	20201123	0.00	9466,802,424.00	4,949,996.00	9461,852,428.00
72 07 03 01 01	Sueldo Básico Tecno	20201123	0.00	9129,323,186.00	4,949,996.00	9124,373,190.00
72 07 03 01 02	Coordinación Academi	20200721	0.00	36,258,491.00	0.00	36,258,491.00
72 07 03 01 20	Bonificación Por Ser	20201123	0.00	301,220,747.00	0.00	301,220,747.00
72 07 03 03	Docentes Cátedra	20201130	0.00	3816,292,526.00	0.00	3816,292,526.00
72 07 03 03 01	Sueldo Básico	20201130	0.00	3816,292,526.00	0.00	3816,292,526.00
72 07 05	Contribuciones Efect	20200908	0.00	876,217,119.00	0.00	876,217,119.00
72 07 05 01	Docentes De Planta T	20200908	0.00	646,724,292.00	0.00	646,724,292.00
72 07 05 01 02	Aporte A Caja De Com	20200707	0.00	82,255,300.00	0.00	82,255,300.00
72 07 05 01 03	Cotización A Segurid	20200908	0.00	213,511,092.00	0.00	213,511,092.00
72 07 05 01 05	Cotización A Riesgos	20200707	0.00	7,830,800.00	0.00	7,830,800.00
72 07 05 01 07	Cotización A Entidad	20200908	0.00	343,127,100.00	0.00	343,127,100.00
72 07 05 03	Docentes Cátedra	20200703	0.00	229,492,827.00	0.00	229,492,827.00
72 07 05 03 02	Aporte A Caja De Com	20200703	0.00	14,511,800.00	0.00	14,511,800.00
72 07 05 03 03	Cotización A Segurid	20200703	0.00	104,515,252.00	0.00	104,515,252.00
72 07 05 03 05	Cotización A Riesgos	20200703	0.00	4,626,300.00	0.00	4,626,300.00
72 07 05 03 07	Cotización A Entidad	20200703	0.00	105,839,475.00	0.00	105,839,475.00
72 07 06	Aportes Sobre La Nóm	20200707	0.00	72,589,700.00	0.00	72,589,700.00
72 07 06 01	Docentes De Planta T	20200707	0.00	46,115,300.00	0.00	46,115,300.00
72 07 06 01 01	Aportes Al Icbf	20200707	0.00	46,115,300.00	0.00	46,115,300.00
72 07 06 03	Docentes Cátedra	20200703	0.00	26,474,400.00	0.00	26,474,400.00
72 07 06 03 01	Aportes Al Icbf	20200703	0.00	26,474,400.00	0.00	26,474,400.00
72 07 09	Prestaciones Sociale	20201123	0.00	6185,596,786.00	1163,836,194.00	5021,760,592.00
72 07 09 01	Docentes De Planta T	20201123	0.00	2396,381,093.00	634,761,575.00	1761,619,518.00
72 07 09 01 01	Vacaciones	20201030	0.00	328,751,775.00	0.00	328,751,775.00
72 07 09 01 02	Cesantias	20201030	0.00	328,751,775.00	0.00	328,751,775.00
72 07 09 01 03	Intereses Sobre Cesa	20201030	0.00	3,287,518.00	0.00	3,287,518.00
72 07 09 01 04	Prima De Vacaciones	20201030	0.00	164,573,218.00	0.00	164,573,218.00
72 07 09 01 05	Prima De Navidad	20201030	0.00	328,751,775.00	0.00	328,751,775.00
72 07 09 01 06	Prima de Servicios	20201123	0.00	1242,265,032.00	634,761,575.00	607,503,457.00
72 07 09 03	Docentes Cátedra	20201030	0.00	3789,215,693.00	529,074,619.00	3260,141,074.00
72 07 09 03 01	Vacaciones	20201030	0.00	937,375,808.00	94,749,447.00	842,626,361.00
72 07 09 03 02	Cesantias	20201030	0.00	1096,024,403.00	94,749,447.00	1001,274,956.00
72 07 09 03 03	Intereses Sobre Cesa	20201030	0.00	52,665,530.00	7,895,787.00	44,769,743.00
72 07 09 03 04	Prima De Vacaciones	20201030	0.00	547,714,703.00	47,431,596.00	500,283,107.00
72 07 09 03 05	Prima De Navidad	20201030	0.00	1060,685,801.00	94,749,447.00	965,936,354.00
72 07 09 03 06	Prima De Servicios	20200730	0.00	94,749,448.00	189,498,895.00	94,749,447.00-
72 07 95	Traslado De Costos (20201202	0.00	1255,426,671.00	22634,275,726.00	21378,849,055.00-
72 07 95 02	Generales	20201202	0.00	1255,426,671.00	3385,563,361.00	2130,136,690.00-
72 07 95 03	Sueldos Y Salarios	20201202	0.00	0.00	13278,144,954.00	13278,144,954.00-
72 07 95 05	CONTRIBUCIONES EFECT	20200930	0.00	0.00	876,217,119.00	876,217,119.00-
72 07 95 06	APORTES SOBRE NOMINA	20200731	0.00	0.00	72,589,700.00	72,589,700.00-
72 07 95 09	Prestaciones Sociale	20201202	0.00	0.00	5021,760,592.00	5021,760,592.00-
72 08	GENERALES	20201203	0.00	114536,095,385.00	114536,095,385.00	0.00
72 08 02	Generales	20201203	0.00	11952,674,604.00	52,947,070.00	11899,727,534.00
72 08 02 02	Honorarios	20201203	0.00	8294,401,645.00	19,200,000.00	8275,201,645.00
72 08 02 04	Servicios	20201203	0.00	2422,655,220.00	4,394,567.00	2418,260,653.00
72 08 02 05	Gastos De Desplazami	20201109	0.00	348,805,743.00	21,545,000.00	327,260,743.00
72 08 02 06	Arrendamientos	20200609	0.00	62,138,695.00	0.00	62,138,695.00
72 08 02 09	Gastos de Desarrollo	20201201	0.00	212,253,396.00	5,656,190.00	206,597,206.00
72 08 02 10	Otros Costos General	20201130	0.00	412,276,887.00	2,151,313.00	410,125,574.00
72 08 02 10 01	Capacitación Docente	20201130	0.00	80,267,754.00	2,151,313.00	78,116,441.00
72 08 02 10 02	Aseo Cafeteria y Re	20200220	0.00	6,463,878.00	0.00	6,463,878.00

C U E N T A	D E S C R I P C I O N	U L T. M O V.	S A L D O A N T E R I O R	D E B I T O S	C R E D I T O S	N U E V O S A L D O
72 08 02 10 05	Contratos Movilidad	20200803	0.00	303,045,255.00	0.00	303,045,255.00
72 08 02 10 06	Suscripciones Evento	20200310	0.00	22,500,000.00	0.00	22,500,000.00
72 08 02 19	Viaticos	20201111	0.00	200,143,018.00	0.00	200,143,018.00
72 08 02 19 01	Legalizados	20201111	0.00	200,143,018.00	0.00	200,143,018.00
72 08 03	Sueldos Y Salarios	20201130	0.00	53092,628,788.00	43,500,633.00	53049,128,155.00
72 08 03 01	Docentes De Planta T	20201123	0.00	41449,326,988.00	41,736,754.00	41407,590,234.00
72 08 03 01 01	Sueldo Básico	20201123	0.00	39802,450,619.00	41,736,754.00	39760,713,865.00
72 08 03 01 02	Coordinación Academi	20200721	0.00	191,325,967.00	0.00	191,325,967.00
72 08 03 01 19	Puntos Bonificación	20201123	0.00	184,753,184.00	0.00	184,753,184.00
72 08 03 01 20	Bonificación Por Ser	20201123	0.00	1270,797,218.00	0.00	1270,797,218.00
72 08 03 03	Docentes Cátedra	20201130	0.00	11643,301,800.00	1,763,879.00	11641,537,921.00
72 08 03 03 01	Sueldo Básico	20201130	0.00	11643,301,800.00	1,763,879.00	11641,537,921.00
72 08 05	Contribuciones Efect	20201203	0.00	16502,888,623.00	833,708,604.00	15669,180,019.00
72 08 05 01	Docentes De Planta T	20201203	0.00	16502,888,623.00	833,708,604.00	15669,180,019.00
72 08 05 01 02	Aporte A Caja De Com	20201120	0.00	2368,674,600.00	102,629,100.00	2266,045,500.00
72 08 05 01 03	Cotización A Segurid	20201120	0.00	5722,617,865.00	303,134,176.00	5419,483,689.00
72 08 05 01 05	Cotización A Riesgos	20201203	0.00	357,014,500.00	13,221,100.00	343,793,400.00
72 08 05 01 07	Cotización A Entidad	20201120	0.00	8054,581,658.00	414,724,228.00	7639,857,430.00
72 08 06	Aportes Sobre La Nóm	20201120	0.00	2741,595,100.00	76,986,000.00	2664,609,100.00
72 08 06 01	Docentes De Planta T	20201120	0.00	2741,595,100.00	76,986,000.00	2664,609,100.00
72 08 06 01 01	Aportes Al Icbf	20201120	0.00	2741,595,100.00	76,986,000.00	2664,609,100.00
72 08 09	Prestaciones Sociale	20201130	0.00	30246,308,270.00	8290,002,978.00	21956,305,292.00
72 08 09 01	Docentes De Planta T	20201130	0.00	25214,317,139.00	8290,002,978.00	16924,314,161.00
72 08 09 01 01	Vacaciones	20201030	0.00	4703,113,086.00	800,814,384.00	3902,298,702.00
72 08 09 01 02	Cesantias	20201130	0.00	4817,941,421.00	800,814,384.00	4017,127,037.00
72 08 09 01 03	Intereses Sobre Cesa	20201030	0.00	47,030,258.00	9,613,618.00	37,416,640.00
72 08 09 01 04	Prima De Vacaciones	20201030	0.00	2369,379,569.00	400,887,873.00	1968,491,696.00
72 08 09 01 05	Prima De Navidad	20201030	0.00	4735,657,010.00	800,814,384.00	3934,842,626.00
72 08 09 01 06	Prima De Servicios O	20201123	0.00	8523,288,872.00	5477,058,335.00	3046,230,537.00
72 08 09 01 20	Bonificacion por Ser	20200914	0.00	17,906,923.00	0.00	17,906,923.00
72 08 09 03	Docentes Cátedra	20200831	0.00	5031,991,131.00	0.00	5031,991,131.00
72 08 09 03 01	Vacaciones	20200831	0.00	1085,204,236.00	0.00	1085,204,236.00
72 08 09 03 02	Cesantias	20200831	0.00	1574,666,373.00	0.00	1574,666,373.00
72 08 09 03 03	Intereses Sobre Cesa	20200831	0.00	122,033,825.00	0.00	122,033,825.00
72 08 09 03 04	Prima De Vacaciones	20200831	0.00	784,750,480.00	0.00	784,750,480.00
72 08 09 03 05	Prima De Navidad	20200831	0.00	1465,336,217.00	0.00	1465,336,217.00
72 08 95	Traslado De Costos (20201202	0.00	0.00	105238,950,100.00	105238,950,100.00-
72 08 95 02	Generales	20201202	0.00	0.00	11899,727,534.00	11899,727,534.00-
72 08 95 03	Sueldos Y Salarios	20201202	0.00	0.00	53049,128,155.00	53049,128,155.00-
72 08 95 05	Contribuciones Efect	20201202	0.00	0.00	15669,180,019.00	15669,180,019.00-
72 08 95 06	Aportes de Nomina	20201202	0.00	0.00	2664,609,100.00	2664,609,100.00-
72 08 95 09	Prestaciones Sociale	20201202	0.00	0.00	21956,305,292.00	21956,305,292.00-
72 09	EDUCACIÓN FORMAL - S	20201202	0.00	5986,931,642.00	5986,931,642.00	0.00
72 09 02	Generales	20201130	0.00	3364,699,215.00	0.00	3364,699,215.00
72 09 02 02	Honorarios	20201130	0.00	3265,623,556.00	0.00	3265,623,556.00
72 09 02 11	SOSTENIMIENTO BECARI	20201021	0.00	99,075,659.00	0.00	99,075,659.00
72 09 03	Sueldos Y Salarios	20201130	0.00	1476,925,345.00	0.00	1476,925,345.00
72 09 03 03	Docentes Cátedra	20201130	0.00	1476,925,345.00	0.00	1476,925,345.00
72 09 03 03 01	Sueldo Básico	20201130	0.00	1476,925,345.00	0.00	1476,925,345.00
72 09 05	Contribuciones Efect	20200908	0.00	182,024,568.00	0.00	182,024,568.00
72 09 05 01	Docentes De Planta T	20200908	0.00	102,152,565.00	0.00	102,152,565.00
72 09 05 01 02	Aporte A Caja De Com	20200707	0.00	18,204,100.00	0.00	18,204,100.00
72 09 05 01 03	Cotización A Segurid	20200908	0.00	22,732,740.00	0.00	22,732,740.00
72 09 05 01 05	Cotización A Riesgos	20200707	0.00	2,378,300.00	0.00	2,378,300.00
72 09 05 01 07	Cotización A Entidad	20200908	0.00	58,837,425.00	0.00	58,837,425.00
72 09 05 03	Docentes Cátedra	20200707	0.00	79,872,003.00	0.00	79,872,003.00

C U E N T A	D E S C R I P C I O N	U L T. M O V.	S A L D O A N T E R I O R	D E B I T O S	C R E D I T O S	N U E V O S A L D O
72 09 05 03 02	Aporte A Caja De Com	20200707	0.00	2,344,900.00	0.00	2,344,900.00
72 09 05 03 03	Cotización A Segurid	20200707	0.00	42,630,628.00	0.00	42,630,628.00
72 09 05 03 05	Cotización A Riesgos	20200707	0.00	1,460,500.00	0.00	1,460,500.00
72 09 05 03 07	Cotización A Entidad	20200707	0.00	33,435,975.00	0.00	33,435,975.00
72 09 06	Aportes Sobre La Nóm	20200707	0.00	22,018,900.00	0.00	22,018,900.00
72 09 06 01	Docentes De Planta T	20200707	0.00	13,654,900.00	0.00	13,654,900.00
72 09 06 01 01	Aportes Al Icbf	20200707	0.00	13,654,900.00	0.00	13,654,900.00
72 09 06 03	Docentes Cátedra	20200707	0.00	8,364,000.00	0.00	8,364,000.00
72 09 06 03 01	Aportes Al Icbf	20200707	0.00	8,364,000.00	0.00	8,364,000.00
72 09 09	Prestaciones Sociale	20201030	0.00	738,821,968.00	339,575,724.00	399,246,244.00
72 09 09 03	Docentes Cátedra	20201030	0.00	738,821,968.00	339,575,724.00	399,246,244.00
72 09 09 03 01	Vacaciones	20201030	0.00	170,381,249.00	94,749,447.00	75,631,802.00
72 09 09 03 02	Cesantias	20201030	0.00	232,317,709.00	94,749,447.00	137,568,262.00
72 09 09 03 03	Intereses Sobre Cesa	20201030	0.00	19,594,138.00	7,895,787.00	11,698,351.00
72 09 09 03 04	Prima De Vacaciones	20201030	0.00	108,941,241.00	47,431,596.00	61,509,645.00
72 09 09 03 05	Prima De Navidad	20201030	0.00	207,587,631.00	94,749,447.00	112,838,184.00
72 09 95	Traslado De Costos (20201202	0.00	202,441,646.00	5647,355,918.00	5444,914,272.00-
72 09 95 02	Generales	20201202	0.00	202,441,646.00	3567,140,861.00	3364,699,215.00-
72 09 95 03	Sueldos Y Salarios	20201202	0.00	0.00	1476,925,345.00	1476,925,345.00-
72 09 95 05	CONTRIBUCIONES EFECT	20200930	0.00	0.00	182,024,568.00	182,024,568.00-
72 09 95 06	APORTES SOBRE NOMINA	20200930	0.00	0.00	22,018,900.00	22,018,900.00-
72 09 95 09	COntribuciones y Afi	20201202	0.00	0.00	399,246,244.00	399,246,244.00-
72 10	EDUCACIÓN FORMAL - I	20201030	0.00	27,053,496.00	27,053,496.00	0.00
72 10 02	Generales	20201006	0.00	27,053,496.00	0.00	27,053,496.00
72 10 02 02	Honorarios	20201006	0.00	27,053,496.00	0.00	27,053,496.00
72 10 95	Traslado de costos (20201030	0.00	0.00	27,053,496.00	27,053,496.00-
72 10 95 02	Generales	20201030	0.00	0.00	27,053,496.00	27,053,496.00-
72 50	SERVICIOS CONEXOS A	20201202	0.00	8791,898,227.00	8791,898,227.00	0.00
72 50 02	SERVICIOS CONEXOS A	20201130	0.00	6150,123,074.00	1842,220,586.00	4307,902,488.00
72 50 02 02	Honorarios	20201130	0.00	3413,371,970.00	1364,827,789.00	2048,544,181.00
72 50 02 04	Servicios	20191331	0.00	58,767,117.00	43,228,727.00	15,538,390.00
72 50 02 06	Arrendamientos	00000000	0.00	2349,294,331.00	434,164,070.00	1915,130,261.00
72 50 02 07	Mantenimiento Y Repa	20200904	0.00	19,258,750.00	0.00	19,258,750.00
72 50 02 10	Otros Costos General	20201112	0.00	309,430,906.00	0.00	309,430,906.00
72 50 02 10 03	Inscripcion Seminari	20201112	0.00	109,414,940.00	0.00	109,414,940.00
72 50 02 10 04	Organización de Even	20201007	0.00	200,015,966.00	0.00	200,015,966.00
72 50 03	Sueldos Y Salarios	20201130	0.00	574,644,694.00	0.00	574,644,694.00
72 50 03 03	Docentes Cátedra	20201130	0.00	574,644,694.00	0.00	574,644,694.00
72 50 09	Prestaciones Sociale	20200831	0.00	361,481,401.00	30,121,970.00	331,359,431.00
72 50 09 01	Docentes De Planta T	20200330	0.00	3,427,824.00	0.00	3,427,824.00
72 50 09 01 13	Prima De Vacaciones	20200330	0.00	3,427,824.00	0.00	3,427,824.00
72 50 09 03	Docentes Cátedra	20200831	0.00	358,053,577.00	30,121,970.00	327,931,607.00
72 50 09 03 13	Prima De Vacaciones	20200831	0.00	44,920,070.00	0.00	44,920,070.00
72 50 09 03 14	Prima De Navidad	20200831	0.00	89,662,888.00	0.00	89,662,888.00
72 50 09 03 17	Vacaciones	20200831	0.00	71,618,402.00	0.00	71,618,402.00
72 50 09 03 24	Cesantias	20200831	0.00	95,680,978.00	0.00	95,680,978.00
72 50 09 03 25	Intereses Sobre Cesa	20200831	0.00	8,344,245.00	0.00	8,344,245.00
72 50 09 03 26	Prima De Servicios	20200831	0.00	47,826,994.00	30,121,970.00	17,705,024.00
72 50 10	Gastos De Personal D	20201130	0.00	1646,742,887.00	14,077,972.00	1632,664,915.00
72 50 10 01	Monitorias	20201105	0.00	1180,356,955.00	11,593,624.00	1168,763,331.00
72 50 10 02	Jurados Internos	20201013	0.00	25,671,596.00	828,116.00	24,843,480.00
72 50 10 03	Servicios Jurados Ex	20201130	0.00	155,842,432.00	828,116.00	155,014,316.00
72 50 10 04	Matriculas de Honor	20201127	0.00	284,871,904.00	828,116.00	284,043,788.00
72 50 95	Traslado De Costos (20201202	0.00	58,906,171.00	6905,477,699.00	6846,571,528.00-
72 50 95 02	Generales	20201202	0.00	58,906,171.00	4366,808,659.00	4307,902,488.00-
72 50 95 03	Sueldos y Salarios	20200831	0.00	0.00	574,644,694.00	574,644,694.00-

C U E N T A	D E S C R I P C I O N	U L T. M O V.	S A L D O A N T E R I O R	D E B I T O S	C R E D I T O S	N U E V O S A L D O
72 50 95 09	Prestaciones Sociale	20200831	0.00	0.00	331,359,431.00	331,359,431.00-
72 50 95 10	Gastos de Personal D	20201202	0.00	0.00	1632,664,915.00	1632,664,915.00-
81	ACTIVOS CONTINGENTES	20201203	6,548,000.00	2396,486,614.00	2391,792,466.00	11,242,148.00
81 90	OTROS ACTIVOS CONTIN	20201203	6,548,000.00	2396,486,614.00	2391,792,466.00	11,242,148.00
81 90 90	Otros Activos Contin	20201203	6,548,000.00	2396,486,614.00	2391,792,466.00	11,242,148.00
81 90 90 03	Otros Deudores	20171231	6,548,000.00	0.00	0.00	6,548,000.00
81 90 90 03 12	Pago Extemporaneo Re	20171231	6,548,000.00	0.00	0.00	6,548,000.00
81 90 90 90	Iva Por Reintegrar	20201203	0.00	2396,486,614.00	2391,792,466.00	4,694,148.00
83	DEUDORAS DE CONTROL	20201203	18038,463,424.00	133289,959,351.00	132014,411,334.00	19314,011,441.00
83 01	BIENES Y DERECHOS EN	20201203	16,514,033.00	1010,423,842.00	1001,992,108.00	24,945,767.00
83 01 02	Derechos	20201203	16,514,033.00	1010,423,842.00	1001,992,108.00	24,945,767.00
83 01 02 01	Avances Por Girar	20201203	9,564,033.00	893,869,240.00	878,487,506.00	24,945,767.00
83 01 02 02	Prestamos Ordinarios	20200915	6,950,000.00	14,350,000.00	21,300,000.00	0.00
83 01 02 03	Prestamo de Vivienda	20201007	0.00	102,204,602.00	102,204,602.00	0.00
83 15	BIENES Y DERECHOS RE	20201014	17034,584,076.00	319,639,972.00	0.00	17354,224,048.00
83 15 10	Propiedades Planta y	20201014	17034,584,076.00	319,639,972.00	0.00	17354,224,048.00
83 15 10 07	Componentes de las P	20201014	17034,584,076.00	319,639,972.00	0.00	17354,224,048.00
83 15 10 07 20	Equipo y Maquinaria	20181231	24,843,151.00	0.00	0.00	24,843,151.00
83 15 10 07 21	Equipo y Maquinaria	20181231	2,670,471.00	0.00	0.00	2,670,471.00
83 15 10 07 22	Instrumentos Musical	20191002	552,663,760.00	0.00	0.00	552,663,760.00
83 15 10 07 23	Equipo de Recreación	20181231	42,907,293.00	0.00	0.00	42,907,293.00
83 15 10 07 24	Equipo y Maquinaria	20181231	14,397,039.00	0.00	0.00	14,397,039.00
83 15 10 07 25	Herramientas y Acces	20190930	241,433,675.00	0.00	0.00	241,433,675.00
83 15 10 07 26	Equipo y Maquinaria	20201014	4852,802,580.00	144,583,830.00	0.00	4997,386,410.00
83 15 10 07 27	Equipos para Medicin	20191212	84,832,405.00	0.00	0.00	84,832,405.00
83 15 10 07 28	Muebles y Enseres	20190930	5015,716,680.00	0.00	0.00	5015,716,680.00
83 15 10 07 29	Equipo y Maquinaria	20200910	142,678,147.00	25,461,870.00	0.00	168,140,017.00
83 15 10 07 30	Equipo y Maquinaria	20200527	1635,996,205.00	198,388.00	0.00	1636,194,593.00
83 15 10 07 31	Equipo y Maquinaria	20200826	2649,661,518.00	9,861,482.00	0.00	2659,523,000.00
83 15 10 07 32	Libros	20181231	1639,830,373.00	0.00	0.00	1639,830,373.00
83 15 10 07 33	Software	20200528	134,150,779.00	139,534,402.00	0.00	273,685,181.00
83 69	DESEMBOLSOS BIENESTA	20190130	804,705,068.00	0.00	0.00	804,705,068.00
83 69 09	Gastos De Viaje	20190130	804,705,068.00	0.00	0.00	804,705,068.00
83 69 09 01	Avance Contrato Estu	20190130	804,705,068.00	0.00	0.00	804,705,068.00
83 70	GASTOS DE INVESTIGAC	20200930	152,938,727.00	1129,827,941.00	152,938,727.00	1129,827,941.00
83 70 90	GASTOS DIVERSOS	20200930	152,938,727.00	1129,827,941.00	152,938,727.00	1129,827,941.00
83 90	OTRAS CUENTAS DEUDOR	20201126	29,721,520.00	130830,067,596.00	130859,480,499.00	308,617.00
83 90 90	Otras Cuentas Deudor	20201126	29,721,520.00	130830,067,596.00	130859,480,499.00	308,617.00
83 90 90 01	Iva Por Reintegrar	20200717	2,251,400.00	359,105.00	2,301,888.00	308,617.00
83 90 90 02	cuenta puente para n	20201126	0.00	130829,708,491.00	130829,708,491.00	0.00
83 90 90 03	AVANCES SOBRE CONVEN	20200616	27,470,120.00	0.00	27,470,120.00	0.00
89	DEUDORAS POR CONTRA	20201203	18045,011,424.00-	3576,492,943.00	4856,735,108.00	19325,253,589.00-
89 05	ACTIVOS CONTINGENTES	20201203	6,548,000.00-	2391,790,100.00	2396,484,248.00	11,242,148.00-
89 05 90	Otros Activos Contin	20201203	6,548,000.00-	2391,790,100.00	2396,484,248.00	11,242,148.00-
89 15	DEUDORAS DE CONTROL	20201203	18038,463,424.00-	1184,702,843.00	2460,250,860.00	19314,011,441.00-
89 15 06	Bienes y derechos re	20201014	17034,584,076.00-	0.00	319,639,972.00	17354,224,048.00-
89 15 25	Bienes Y Derechos En	20201203	16,514,033.00-	1001,992,108.00	1010,423,842.00	24,945,767.00-
89 15 69	Desembolsos Bienesta	20190130	804,705,068.00-	0.00	0.00	804,705,068.00-
89 15 70	Gastos de Investigac	20200930	152,938,727.00-	152,938,727.00	1129,827,941.00	1129,827,941.00-
89 15 90	Otras Cuentas Deudor	20201201	29,721,520.00-	29,772,008.00	359,105.00	308,617.00-
91	PASIVOS CONTINGENTES	20201203	59805,953,394.00-	71087,102,255.00	81064,327,027.00	69783,178,166.00-
91 20	LITIGIOS Y MECANISMO	20200930	4556,958,756.00-	13787,637,671.00	14194,063,755.00	4963,384,840.00-

De : ENE 1/2020 A : OCT 31/2020

C U E N T A	D E S C R I P C I O N	U L T. M O V.	S A L D O A N T E R I O R	D E B I T O S	C R E D I T O S	N U E V O S A L D O
91 20 01	Civiles	20200630	191,819,790.00-	393,013,850.00	201,194,060.00	0.00
91 20 02	Laborales	20200930	356,742,961.00-	1184,947,298.00	1191,475,225.00	363,270,888.00-
91 20 04	Administrativos	20200930	4008,396,005.00-	12209,676,523.00	12801,394,470.00	4600,113,952.00-
91 90	OTRAS RESPONSABILIDA	20201203	55248,994,638.00-	57299,464,584.00	66870,263,272.00	64819,793,326.00-
91 90 90	Otras Responsabilida	20201203	55248,994,638.00-	57299,464,584.00	66870,263,272.00	64819,793,326.00-
91 90 90 10	Contratacion 2018	20201203	0.00	37019,165,375.00	65981,671,949.00	28962,506,574.00-
91 90 90 10 01	Contratos Juridica	20201203	0.00	29633,209,334.00	48872,824,021.00	19239,614,687.00-
91 90 90 10 02	Ordenes de Compra	20201203	0.00	7385,956,041.00	17108,847,928.00	9722,891,887.00-
91 90 90 50	Reservas 2017	20201203	36359,896,140.00-	17370,299,306.00	869,091,323.00	19858,688,157.00-
91 90 90 50 01	Reservas Funcionamie	20201203	7832,640,069.00-	7809,650,916.00	89,017,424.00	112,006,577.00-
91 90 90 50 02	Reservas Inversion	20201202	26934,719,611.00-	9560,648,390.00	780,073,899.00	18154,145,120.00-
91 90 90 50 03	Reservas Pensiones	20191231	1592,536,460.00-	0.00	0.00	1592,536,460.00-
91 90 90 60	Pasivos 2016	20201203	18889,098,498.00-	2909,999,903.00	19,500,000.00	15998,598,595.00-
93	ACREEDORAS DE CONTRO	20180830	8,799,999.00-	0.00	0.00	8,799,999.00-
93 06	BIENES RECIBIDOS EN	20180830	8,799,999.00-	0.00	0.00	8,799,999.00-
93 06 17	Propiedades Planta y	20180830	8,799,999.00-	0.00	0.00	8,799,999.00-
93 06 17 01	Grupo 2-21 Equipo Ma	20180830	8,799,999.00-	0.00	0.00	8,799,999.00-
99	ACREEDORAS POR CONTR	20201203	59814,753,393.00	80085,313,029.00	70108,088,257.00	69791,978,165.00
99 05	RESPONSABILIDADES CO	20201203	59805,953,394.00	80085,313,029.00	70108,088,257.00	69783,178,166.00
99 05 05	Litigios Y Mecanismo	20200930	4556,958,756.00	14194,063,755.00	13787,637,671.00	4963,384,840.00
99 05 05 01	Procesos Civiles	20200630	191,819,790.00	201,194,060.00	393,013,850.00	0.00
99 05 05 02	Resp Cont Laborales	20200930	356,742,961.00	1191,475,225.00	1184,947,298.00	363,270,888.00
99 05 05 04	Respon s Cont Admiis	20200930	4008,396,005.00	12801,394,470.00	12209,676,523.00	4600,113,952.00
99 05 90	Otras Responsabilida	20201203	55248,994,638.00	65891,249,274.00	56320,450,586.00	64819,793,326.00
99 05 90 01	Otras Responsabilida	20201203	55248,994,638.00	65891,249,274.00	56320,450,586.00	64819,793,326.00
99 15	ACREEDORAS DE CONTRO	20180830	8,799,999.00	0.00	0.00	8,799,999.00
99 15 02	Bienes Recibidos en	20180830	8,799,999.00	0.00	0.00	8,799,999.00
T O T A L E S ==>			0.00	1965064,136,054.00	1965064,136,054.00	0.00