



UNIVERSIDAD DISTRITAL
FRANCISCO JOSÉ DE CALDAS


INFORMES FINANCIEROS | Universidad Distrital Francisco José de Caldas



**Universidad Distrital
Francisco José de Caldas**
Bogotá D.C., Diciembre de 2020

INFORMES FINANCIEROS

Noviembre 2020





BOGOTÁ DISTRITO CAPITAL
UNIVERSIDAD DISTRITAL FRANCISCO JOSE DE CALDAS

ESTADO DE SITUACIÓN FINANCIERA

A 30 DE NOVIEMBRE DEL 2020


(Cifras en Pesos Colombianos sin decimales)

Código	Descripción	Nota	Año 2019	Año 2020
1	ACTIVO		3.223.592.326.111	3.513.176.619.065
	ACTIVO CORRIENTE		291.651.413.509	328.236.669.465
11	EFFECTIVO Y EQUIVALENTES AL EFFECTIVO		37.433.073.362	71.501.311.531
1110	DEPÓSITOS EN INSTITUCIONES FINANCIERAS		37.433.073.362	71.501.311.531
12	INVERSIONES E INSTRUMENTOS DERIVADOS		58.248.951.123	40.796.855.713
1221	INVERSIONES DE ADMINISTRACIÓN DE LIQUIDEZ A VALOR DE MERCADO (VALOR RAZONABLE) CON CAMBIOS EN EL RESULTADO		58.248.951.123	40.796.855.713
13	CUENTAS POR COBRAR		10.004.959.804	13.387.678.165
1311	CONTRIBUCIONES, TASAS E INGRESOS NO TRIBUTARIOS		18.130.116	11.496.436
1317	PRESTACIÓN DE SERVICIOS		468.732.164	430.500.514
1337	TRANSFERENCIAS POR COBRAR		1.760.473	5.663.288.857
1384	OTRAS CUENTAS POR COBRAR		9.516.337.051	9.195.602.184
1385	CUENTAS POR COBRAR DE DIFÍCIL RECAUDO		0	0
1386	DETERIORO ACUMULADO DE CUENTAS POR COBRAR (CR)		0	-1.913.209.826
14	PRÉSTAMOS POR COBRAR		791.033.644	863.150.063
1415	PRÉSTAMOS CONCEDIDOS		791.033.644	876.668.358
1480	DETERIORO ACUMULADO DE PRÉSTAMOS POR COBRAR (CR)		0	-13.518.295
15	INVENTARIOS		0	0
1514	MATERIALES Y SUMINISTROS		0	0
19	OTROS ACTIVOS		185.173.395.576	201.687.673.993
1902	PLAN DE ACTIVOS PARA BENEFICIOS A LOS EMPLEADOS A LARGO PLAZO		1.904.084.329	2.028.843.910
1904	PLAN DE ACTIVOS PARA BENEFICIOS POSEMPLEO		120.328.051.648	125.328.744.168
1905	BIENES Y SERVICIOS PAGADOS POR ANTICIPADO		1.205.273.408	707.028.745
1906	AVANCES Y ANTICIPOS ENTREGADOS		669.931.527	4.896.876.666
1908	RECURSOS ENTREGADOS EN ADMINISTRACIÓN		60.356.714.304	68.077.815.693
1909	DEPÓSITOS ENTREGADOS EN GARANTÍA		610.751.834	648.364.811
1970	ACTIVOS INTANGIBLES		359.467.574	0
1975	AMORTIZACIÓN ACUMULADA DE ACTIVOS INTANGIBLES (CR)		-260.879.048	0
	ACTIVO NO CORRIENTE		2.931.940.912.602	3.184.939.949.600
16	PROPIEDADES, PLANTA Y EQUIPO		312.028.992.716	339.922.018.896
1605	TERRENOS		104.985.073.570	118.105.447.470
1615	CONSTRUCCIONES EN CURSO		2.872.009.990	2.872.009.990
1635	BIENES MUEBLES EN BODEGA		0	-1
1640	EDIFICACIONES		192.209.439.168	203.858.115.484
1655	MAQUINARIA Y EQUIPO		834.271.908	913.689.582
1660	EQUIPO MÉDICO Y CIENTÍFICO		8.070.496.179	10.073.365.664
1665	MUEBLES, ENSERES Y EQUIPO DE OFICINA		6.530.596.624	7.317.395.451
1670	EQUIPOS DE COMUNICACIÓN Y COMPUTACIÓN		5.839.077.827	10.333.411.295
1675	EQUIPOS DE TRANSPORTE, TRACCIÓN Y ELEVACIÓN		294.714.234	294.714.234
1680	EQUIPOS DE COMEDOR, COCINA, DESPENSA Y HOTELERÍA		15.970.484	24.217.184
1681	BIENES DE ARTE Y CULTURA		9.296.091	13.942.892
1685	DEPRECIACIÓN ACUMULADA DE PROPIEDADES, PLANTA Y EQUIPO (CR)		-9.631.953.359	-11.012.280.359
1695	DETERIORO ACUMULADO DE PROPIEDADES, PLANTA Y EQUIPO (CR)		0	-2.872.009.990
17	BIENES DE USO PÚBLICO E HISTÓRICOS Y CULTURALES		70.840.847.568	70.885.472.568
1705	BIENES DE USO PÚBLICO EN CONSTRUCCIÓN		4.703.184.968	4.703.184.968
1710	BIENES DE USO PÚBLICO EN SERVICIO (Bibliotecas)		66.137.662.600	66.137.662.600
1715	BIENES HISTÓRICOS Y CULTURALES (Monumentos y otros)		0	44.625.000
19	OTROS ACTIVOS		2.549.071.072.318	2.774.132.458.136
1904	PLAN DE ACTIVOS PARA BENEFICIOS POSEMPLEO		2.549.071.072.318	2.773.995.641.022
1970	ACTIVOS INTANGIBLES		0	397.696.162
1975	AMORTIZACIÓN ACUMULADA DE ACTIVOS INTANGIBLES (CR)		0	-260.879.048

Código	Descripción	Nota	Año 2019	Año 2020
2	PASIVO		893.089.319.661	982.575.535.388
	PASIVO CORRIENTE		58.775.983.028	71.933.550.561
24	CUENTAS POR PAGAR		13.499.322.373	20.611.108.585
2401	ADQUISICIÓN DE BIENES Y SERVICIOS NACIONALES		3.507.988.479	4.179.938.034
2407	RECURSOS A FAVOR DE TERCEROS		5.491.713.857	8.289.827.125
2424	DESCUENTOS DE NÓMINA		2.230.040.213	4.118.933.245
2436	RETENCIÓN EN LA FUENTE E IMPUESTO DE TIMBRE		635.886.881	845.893.224
2440	IMPUESTOS, CONTRIBUCIONES Y TASAS		141.338.529	157.292.428
2460	CRÉDITOS JUDICIALES		0	0
2490	OTRAS CUENTAS POR PAGAR		1.492.354.414	3.019.224.529
25	BENEFICIOS A LOS EMPLEADOS		26.423.483.420	35.244.241.295
2511	BENEFICIOS A LOS EMPLEADOS A CORTO PLAZO		14.855.838.823	24.230.324.749
2512	BENEFICIOS A LOS EMPLEADOS A LARGO PLAZO		11.507.103.073	10.944.628.828
2514	BENEFICIOS POSEMPLEO - PENSIONES		60.541.524	69.287.718
27	PROVISIONES		0	136.690.148
2790	PROVISIONES DIVERSAS		0	136.690.148
29	OTROS PASIVOS		18.853.177.235	15.941.510.533
2902	RECURSOS RECIBIDOS EN ADMINISTRACIÓN		3.069.480.308	4.494.011.942
2903	DEPÓSITOS RECIBIDOS EN GARANTÍA		276.342.989	47.205.172
2910	INGRESOS RECIBIDOS POR ANTICIPADO		15.507.353.938	11.400.293.419
2990	OTROS PASIVOS DIFERIDOS		0	0
	PASIVO NO CORRIENTE		834.313.336.633	910.641.984.827
25	BENEFICIOS A LOS EMPLEADOS		833.596.339.402	909.306.440.062
2514	BENEFICIOS POSEMPLEO - PENSIONES		833.596.339.402	909.306.440.062
27	PROVISIONES		716.997.231	1.335.544.765
2701	LITIGIOS Y DEMANDAS		716.997.231	1.335.544.765
3	PATRIMONIO		2.330.503.006.450	2.530.601.083.677
31	PATRIMONIO DE LAS INSTITUCIONES DE EDUCACIÓN SUPERIOR PÚBLICAS		2.330.503.006.450	2.530.601.083.677
3105	CAPITAL FISCAL		93.821.892.396	93.821.892.396
3109	RESULTADOS DE EJERCICIOS ANTERIORES		2.278.727.659.714	2.419.426.194.865
3110	RESULTADO DEL EJERCICIO		72.095.906.912	48.742.978.713
3151	GANANCIAS O PÉRDIDAS POR PLANES DE BENEFICIOS		-114.142.452.572	-31.389.982.297
	TOTAL PASIVO Y PATRIMONIO		3.223.592.326.111	3.513.176.619.065

Código	Descripción	Nota	Año 2019	Año 2020
8	CUENTAS DE ORDEN DEUDORAS		0	0
81	ACTIVOS CONTINGENTES		10.094.764	171.569.972
8190	OTROS ACTIVOS CONTINGENTES		10.094.764	171.569.972
83	DEUDORAS DE CONTROL		18.147.601.419	19.351.374.907
8301	BIENES Y DERECHOS ENTREGADOS EN GARANTÍA		50.194.093	57.057.233
8315	BIENES Y DERECHOS RETIRADOS		16.991.233.476	17.359.476.048
8369	DESEMBOLSOS BIENESTAR UNIVERSITARIO		804.705.068	804.705.068
8370	GASTOS DE INVESTIGACIÓN INSTITUCIONES DE EDUCACIÓN		152.938.727	1.129.827.941
8390	OTRAS CUENTAS DEUDORAS DE CONTROL		148.530.055	308.617
89	DEUDORAS POR CONTRA (CR)		-18.157.696.183	-19.522.944.879
8905	ACTIVOS CONTINGENTES POR CONTRA (CR)		-10.094.764	-171.878.589
8915	DEUDORAS DE CONTROL POR CONTRA (CR)		-18.147.601.419	-19.351.066.290
9	CUENTAS DE ORDEN ACREEDORAS		-19.272.572.731	0
91	PASIVOS CONTINGENTES		44.012.560.388	63.395.963.771
9120	LITIGIOS Y MECANISMOS ALTERNATIVOS DE SOLUCIÓN DE CONFLICTOS		4.608.811.562	4.963.384.840
9149	OTROS PASIVOS CONTINGENTES		0	0
9190	OTROS PASIVOS CONTINGENTES		39.403.748.826	58.432.578.931
93	ACREEDORAS DE CONTROL		8.799.999	8.799.999
9306	BIENES RECIBIDOS EN CUSTODIA		8.799.999	8.799.999
9312	LIQUIDACIÓN PROVISIONAL DE BONOS PENSIONALES		0	0
9390	OTRAS CUENTAS ACREEDORAS DE CONTROL		0	0
99	ACREEDORAS POR CONTRA (DB)		-63.293.933.118	-63.404.763.770
9905	PASIVOS CONTINGENTES POR CONTRA (DB)		-63.285.133.119	-63.395.963.771
9915	ACREEDORAS DE CONTROL POR CONTRA (DB)		-8.799.999	-8.799.999

Los suscritos Representante Legal, el Vicerrector Administrativo y Financiero, el Jefe de la División de Recursos Financieros y el Jefe de la Sección de Contabilidad de la Universidad Distrital Francisco Jose de Caldas certifican que los saldos contables agregados a 30 de noviembre del 2020, fueron tomados fielmente de los libros de contabilidad consolidados de conformidad con la información suministrada por las diferentes áreas académicas y/o administrativas, que la contabilidad se elaboró conforme a la normatividad del Régimen de Contabilidad Pública Actual; y que la información revelada refleja en forma fidedigna la situación financiera, económica, social y ambiental de la Universidad.


 RICARDO GARCÍA DUARTE
 RECTOR


 ALVARO ESPINEL ORTEGA
 VICERRECTOR ADMINISTRATIVO Y FINANCIERO *af* Reviso ICVC VAF


 EUSEBIO ANTONIO RANGEL ROA
 JEFE DIVISIÓN DE RECURSOS FINANCIEROS


 JESÚS ÁLVARO MAHECHA RANGEL
 JEFE SECCIÓN DE CONTABILIDAD
 T.P. 27945-T




BOGOTÁ DISTRITO CAPITAL
UNIVERSIDAD DISTRITAL FRANCISCO JOSE DE CALDAS

ESTADO DE RESULTADO
A 30 DE NOVIEMBRE DEL 2020
(Cifras en Pesos Colombianos sin decimales)

Código	Descripción	Nota	Año 2019	Año 2020
INGRESOS OPERACIONALES			275.261.224.397	269.217.417.303
41	INGRESOS FISCALES		27.720.094.237	3.077.227.409
4105	TRIBUTARIOS		0	0
4110	NO TRIBUTARIOS		27.729.087.145	3.077.227.409
4195	DEVOLUCIONES Y DESCUENTOS (Db)		-8.992.908	0
43	VENTA DE SERVICIOS		40.410.700.003	33.293.470.058
4305	SERVICIOS EDUCATIVOS		40.610.458.466	33.460.866.171
4390	OTROS SERVICIOS		0	0
4395	DEVOLUCIONES, REBAJAS Y DESCUENTOS EN VENTA DE SERVICIOS (DB)		-199.758.463	-167.396.113
44	TRANSFERENCIAS Y SUBVENCIONES		40.167.305.498	60.582.577.564
4428	OTRAS TRANSFERENCIAS		40.167.305.498	60.582.577.564
47	OPERACIONES INTERINSTITUCIONALES		166.963.124.659	172.264.142.272
4705	FONDOS RECIBIDOS		166.963.124.659	172.264.142.272
6	COSTOS DE VENTAS		147.441.215.272	158.726.193.336
63	COSTO DE VENTAS DE SERVICIOS		147.441.215.272	158.726.193.336
6305	SERVICIOS EDUCATIVOS		147.441.215.272	158.726.193.336
5	GASTOS OPERACIONALES		70.283.898.637	75.742.353.826
51	DE ADMINISTRACIÓN Y OPERACIÓN		67.734.340.677	73.423.178.555
5101	SUELDOS Y SALARIOS		10.959.350.921	11.119.130.478
5102	CONTRIBUCIONES IMPUTADAS		380.952.244	311.041.351
5103	CONTRIBUCIONES EFECTIVAS		5.903.272.871	7.174.125.174
5104	APORTES SOBRE LA NÓMINA		350.295.250	391.128.200
5107	PRESTACIONES SOCIALES		5.445.547.998	4.963.368.940
5108	GASTOS DE PERSONAL DIVERSOS		4.038.137	0
5111	GENERALES		44.188.914.999	48.941.863.130
5120	IMPUESTOS, CONTRIBUCIONES Y TASAS		501.968.257	522.521.282
53	DETERIORO, DEPRECIACIONES, AMORTIZACIONES Y PROVISIONES		2.549.557.960	2.319.175.271
5347	DETERIORO DE CUENTAS POR COBRAR		0	17.098.644
5349	DETERIORO DE PRÉSTAMOS POR COBRAR		0	0
5351	DETERIORO DE PROPIEDADES, PLANTA Y EQUIPO		0	0
5360	DEPRECIACIÓN DE PROPIEDADES, PLANTA Y EQUIPO		1.265.299.750	1.265.299.750
5366	AMORTIZACIÓN DE ACTIVOS INTANGIBLES		0	0
5368	PROVISIÓN LITIGIOS Y DEMANDAS		1.284.258.210	1.036.776.877
EXCEDENTE (DÉFICIT) OPERACIONAL			57.536.110.488	34.748.870.141

Código	Descripción	Nota	Año 2019	Año 2020
4	INGRESOS NO OPERACIONALES		16.306.455.223	13.992.681.890
48	OTROS INGRESOS		16.306.455.223	13.992.681.890
4802	FINANCIEROS		9.392.632.735	8.244.591.603
4806	AJUSTE POR DIFERENCIA EN CAMBIO		0	0
4808	INGRESOS DIVERSOS		6.479.153.619	5.748.090.287
4830	REVERSIÓN DE LAS PÉRDIDAS POR DETERIORO DE VALOR		434.668.869	0
5	GASTOS NO OPERACIONALES		1.746.658.799	-1.426.682
58	OTROS GASTOS		1.746.658.799	-1.426.682
5802	COMISIONES		1.645.095.156	-82.665.388
5803	SERVICIOS		100.618.320	1.605.521
5804	FINANCIEROS		945.323	76.175.700
5890	GASTOS DIVERSOS		0	3.457.485
5893	DEVOLUCIONES Y DESCUENTOS INGRESOS FISCALES		0	0
	EXCEDENTE (DÉFICIT) NO OPERACIONAL		72.095.906.912	48.742.978.713
	PARTIDAS EXTRAORDINARIAS		0	0
4810	INGRESOS EXTRAORDINARIOS		0	0
5810	GASTOS EXTRAORDINARIOS		0	0
	EXCEDENTE O DÉFICIT DEL EJERCICIO		72.095.906.912	48.742.978.713

Los suscritos Representante Legal, el Vicerrector Administrativo y Financiero, el Jefe de la División de Recursos Financieros y el Jefe de la Sección de Contabilidad de la Universidad Distrital Francisco Jose de Caldas certifican que los saldos contables agregados a 30 de noviembre del 2020, fueron tomados fielmente de los libros de contabilidad consolidados de conformidad con la información suministrada por las diferentes áreas académicas y/o administrativas, que la contabilidad se elaboró conforme a la normatividad del régimen de contabilidad pública actual; y que la información revelada refleja en forma fidedigna la situación financiera, económica, social y ambiental de la universidad.



RICARDO GARCÍA DUARTE
 RECTOR



ALVARO ESPINEL ORTEGA
 VICERRECTOR ADMINISTRATIVO Y FINANCIERO

27/11/20 Reviso ICVC VAF



EUSEBIO ANTONIO RANGEL ROA
 JEFE DIVISIÓN DE RECURSOS FINANCIEROS



JESÚS ÁLVARO MAHECHA RANGEL
 JEFE SECCIÓN DE CONTABILIDAD
 T.P. 27945-T



UNIVERSIDAD DISTRITAL FRANCISCO JOSE DE CALDAS
ESTADO DE CAMBIOS EN EL PATRIMONIO
A 30 DE NOVIEMBRE DEL 2020
(Cifras en Pesos)

Saldo del patrimonio a Noviembre de 2019	2.330.503.006.450
Variaciones patrimoniales durante el año 2020	200.098.077.227
Saldo del patrimonio a Noviembre de 2020	<u>2.530.601.083.677</u>

DETALLE DE LAS VARIACIONES PATRIMONIALES		NOVIEMBRE 2019	NOVIEMBRE 2020	VARIACION
INCREMENTOS				
3109	RESULTADOS DE EJERCICIOS ANTERIORES	2.278.727.659.714	2.419.426.194.865	140.698.535.151
3151	GANANCIAS O PÉRDIDAS POR PLANES DE BENEFICIOS	-114.142.452.572	-31.389.982.297	82.752.470.275
TOTAL INCREMENTOS				223.451.005.426
DISMINUCIONES				
3110	RESULTADO DEL EJERCICIO	72.095.906.912	48.742.978.713	-23.352.928.199
				0
TOTAL DISMINUCIONES				-23.352.928.199
PARTIDAS SIN VARIACION				
3105	CAPITAL FISCAL	93.821.892.396	93.821.892.396	0
TOTAL PARTIDAS SIN VARIACION				0
TOTAL VARIACION				200.098.077.227


Los suscritos Representante Legal, el Vicerrector Administrativo y Financiero, el Jefe de la División de Recursos Financieros y el Jefe de la Sección de Contabilidad de la Universidad Distrital Francisco José de Caldas certifican que los saldos contables agregados a 30 de noviembre del 2020, fueron tomados fielmente de los libros de contabilidad consolidados de conformidad con la información suministrada por las diferentes áreas académicas y/o administrativas, que la contabilidad se elaboró conforme a la normatividad del régimen de contabilidad pública actual; y que la información revelada refleja en forma fidedigna la situación financiera, económica, social y ambiental de la universidad.



RICARDO GARCÍA DUARTE
RECTOR



EUSEBIO ANTONIO RANGEL ROA
JEFE DIVISIÓN DE RECURSOS FINANCIEROS



ALVARO ESPINEL ORTEGA
VICERRECTOR ADMINISTRATIVO Y FINANCIERO



JESÚS ÁLVARO MAHECHA RANGEL
JEFE SECCIÓN DE CONTABILIDAD

 Reviso ICVC VAF

De : ENE 1/2020 A : NOV 30/2020

C U E N T A	D E S C R I P C I O N	U L T. M O V.	S A L D O A N T E R I O R	D E B I T O S	C R E D I T O S	N U E V O S A L D O
11	EFFECTIVO Y EQUIVALEN	20201331	63297,684,012.00	562152,277,414.00	553948,649,895.00	71501,311,531.00
11 10	DEPÓSITOS EN INSTITU	20201331	63297,684,012.00	562152,277,414.00	553948,649,895.00	71501,311,531.00
11 10 05	Cuenta Corriente	20201331	3484,239,664.00	172527,900,283.00	175990,400,989.00	21,738,958.00
11 10 05 02	Occidentes 05354-08	20201331	3484,239,664.00	172527,900,283.00	175990,400,989.00	21,738,958.00
11 10 06	Cuenta De Ahorro	20201331	59813,444,348.00	389624,377,131.00	377958,248,906.00	71479,572,573.00
11 10 06 11	Occidente 814618 Cta	20201331	494,344,696.00	35856,145,902.00	34323,020,064.00	2027,470,534.00
11 10 06 17	Occidente 81462-6 No	20201331	38815,707,611.00	267976,469,388.00	287821,790,413.00	18970,386,586.00
11 10 06 38	Bancoccidente 230-85	20201331	63,742,618.00	793,268,700.00	4,779.00	857,006,539.00
11 10 06 39	Occidente Inv MEN 88	20201331	477,328,417.00	1664,459,851.00	584,295,064.00	1557,493,204.00
11 10 06 40	CTA 309044469 BCO BB	20201331	562,126,797.00	1294,705,453.00	255,087,166.00	1601,745,084.00
11 10 06 59	OCCI 230857187CONV P	20201331	1096,407,817.00	2048,166,100.00	1447,241,666.00	1697,332,251.00
11 10 06 61	OCCID 230-85893-8 CO	20201331	7618,705,281.00	17441,327,907.00	18017,582,283.00	7042,450,905.00
11 10 06 64	OCCIDENTE 230-864282	20190801	2295,721,086.00	8631,263,994.00	9172,800,587.00	1754,184,493.00
11 10 06 70	Bco Occidente 230-87	20201331	2055,526,567.00	3795,246,420.00	3912,704,002.00	1938,068,985.00
11 10 06 86	Cuenta de ahorro	20201331	2720,696,601.00	17430,570,466.00	13860,002,249.00	6291,264,818.00
11 10 06 86 07	230-87986-8 BCO OCCI	20201331	10,459,536.00	23,547.00	0.00	10,483,083.00
11 10 06 86 14	DAVIVIENDA 0092 0079	20201331	52,286,898.00	1596,476,802.00	1648,680,095.00	83,605.00
11 10 06 86 17	DAVIV AHORROS FONDO	20190801	309,084,047.00	883,672.00	309,967,719.00	0.00
11 10 06 86 18	DAVIV 0092 0079 8081	20201331	1,248,425.00	904,642,599.00	754,261,792.00	151,629,232.00
11 10 06 86 20	DAVIV 0092 7043 5366	20201331	43,693.00	638.00	0.00	44,331.00
11 10 06 86 22	DAVIV 0092-7044-0218	20201331	40,382.00	35,030.00	75,412.00	0.00
11 10 06 86 23	OCCIDENTE 23088652 5	20201331	6,681,549.00	63,843.00	5,780,620.00	964,772.00
11 10 06 86 26	230-88676-4 BCO OCCI	20201331	5,200,301.00	76,811,898.00	54,344,546.00	27,667,653.00
11 10 06 86 29	CUENTA 0092-0081-699	20201331	175,075,096.00	1761,594,734.00	640,148,212.00	1296,521,618.00
11 10 06 86 34	CUENTA AHORRO OCCIDE	20201331	1582,884,995.00	1881,796,173.00	2377,631,543.00	1087,049,625.00
11 10 06 86 35	CUENTA AHORRO OCCIDE	20201331	12,416,630.00	3576,707,591.00	2912,580,450.00	676,543,771.00
11 10 06 86 36	OCCIDENTE CTA AHORRO	20201331	8,949,702.00	129,799.00	0.00	9,079,501.00
11 10 06 86 38	CTA AHORRO 230-88904	20201331	55,497,607.00	109,051,767.00	164,191,076.00	358,298.00
11 10 06 86 39	BCO OCCIDENTE CTA A	20201331	34,337,496.00	20,412.00	34,357,908.00	0.00
11 10 06 86 40	CTA AHORROS DAVIVIEN	20201331	69,863,179.00	7,693,364.00	77,556,543.00	0.00
11 10 06 86 41	DAVIVIENDA CTA AHORR	20201331	41,186,515.00	31,452.00	29,568,959.00	11,649,008.00
11 10 06 86 42	AHORROS 230-88972-7	20201331	237,584,638.00	227,892,583.00	465,475,332.00	1,889.00
11 10 06 86 43	DAVIVIENDA CTA AHORR	20201331	117,855,912.00	318,450,130.00	335,955,550.00	100,350,492.00
11 10 06 86 44	Cta Ahorro Occidente	20201331	0.00	191,045,725.00	188,124,768.00	2,920,957.00
11 10 06 86 45	OCCIDENTE CTA AHORRO	00000000	0.00	2735,664,334.00	2735,664,334.00	0.00
11 10 06 86 46	OCCIDENTE CTA AHORRO	20201331	0.00	3451,296,539.00	581,976,626.00	2869,319,913.00
11 10 06 86 47	OCCIDENTE CTA AHORRO	20201331	0.00	590,257,834.00	543,660,764.00	46,597,070.00
11 10 06 87	Proestampillas UN Pu	20201331	1214,693,828.00	4374,165,889.00	1349,625,039.00	4239,234,678.00
11 10 06 88	Cuenta de ahorro	20201331	190,232,251.00	180,721,273.00	689,391.00	370,264,133.00
11 10 06 88 01	DAVIVIENDA AHORRO 00	20201331	190,227,454.00	180,721,263.00	684,584.00	370,264,133.00
11 10 06 88 02	0092-0079-8099 DAVIV	20190801	4,797.00	10.00	4,807.00	0.00
11 10 06 89	CTA AHORROS 91000132	20201331	2188,160,550.00	7230,596,296.00	3512,957,799.00	5905,799,047.00
11 10 06 90	CTA AHORROS 91000013	20201331	20,050,228.00	4205,625,511.00	39,270.00	4225,636,469.00
11 10 06 91	Cta Ahorros No.220-0	20201215	0.00	3700,000,000.00	3700,000,000.00	0.00
11 10 06 92	Cta Ahorros 220-048-	20201230	0.00	13001,643,981.00	409,134.00	13001,234,847.00
12	INVERSIONES E INSTRU	20201231	50512,787,266.00	132022,895,519.00	141738,827,072.00	40796,855,713.00
12 21	INVERSIONES DE ADMIN	20201231	50512,787,266.00	132022,895,519.00	141738,827,072.00	40796,855,713.00
12 21 02	Certificados De Depó	20201231	32120,920,654.00	132022,895,519.00	141738,827,072.00	22404,989,101.00
12 21 02 01	VALOR NOMINNAL CDT -	20201214	9124,298,617.00	48583,430,040.00	52594,103,958.00	5113,624,699.00
12 21 02 02	VALOR NOMINAL CDT -	20201230	20022,793,381.00	50313,034,646.00	57078,260,143.00	13257,567,884.00
12 21 02 03	VALOR NOMINAL CDT -	20200914	1210,372,189.00	1989,897,725.00	3200,269,914.00	0.00
12 21 02 04	VALOR NOMINAL CDT -	20200916	1600,196,745.00	7723,776,157.00	9323,972,902.00	0.00
12 21 02 05	Aprotes del Distrito	20200916	0.00	11845,042,504.00	7854,829,784.00	3990,212,720.00
12 21 02 97	VALORACION DE CDT	20201231	163,259,722.00	11567,714,447.00	11687,390,371.00	43,583,798.00

UD 00089999230 -7

Procesado: 2021/05/13-17/59

BALANCE DE PRUEBA - SUB-AUXILIAR

Pag-0002

De : ENE 1/2020 A : NOV 30/2020

C U E N T A	D E S C R I P C I O N	U L T. M O V.	S A L D O A N T E R I O R	D E B I T O S	C R E D I T O S	N U E V O S A L D O
12 21 02 97 01	RECURSOS PROPIOS	20201231	106,470,427.00	10692,907,363.00	10783,519,588.00	15,858,202.00
12 21 02 97 02	RECURSOS CREE	20201230	49,912,771.00	647,254,294.00	675,957,405.00	21,209,660.00
12 21 02 97 03	RECURSOS PRO UNAL	20200930	2,861,119.00	36,006,490.00	38,867,609.00	0.00
12 21 02 97 04	RECURSOS MEN	20200930	4,015,405.00	142,928,770.00	146,944,175.00	0.00
12 21 02 97 05	Rendimientos financi	20201230	0.00	48,617,530.00	42,101,594.00	6,515,936.00
12 21 13	Acciones Ordinarias	20201231	18391,866,612.00	0.00	0.00	18391,866,612.00
12 21 13 01	Acciones Nominales E	20171231	38,488,382.00	0.00	0.00	38,488,382.00
12 21 13 97	Valorizacion Histori	20201231	18353,378,230.00	0.00	0.00	18353,378,230.00
13	CUENTAS POR COBRAR	20201231	23831,816,785.00	203323,783,360.00	213767,921,980.00	13387,678,165.00
13 11	CONTRIBUCIONES TASA	20201231	16,979,116.00	3,195,090.00	8,677,770.00	11,496,436.00
13 11 04	Sanciones	20201231	16,979,116.00	3,195,090.00	8,677,770.00	11,496,436.00
13 17	PRESTACIÓN DE SERVIC	20201230	378,535,824.00	111,727,134.00	59,762,444.00	430,500,514.00
13 17 01	Servicios Educativos	20201230	378,535,824.00	111,727,134.00	59,762,444.00	430,500,514.00
13 17 01 04	Educación Formal - S	20201230	378,535,824.00	111,727,134.00	59,762,444.00	430,500,514.00
13 17 01 04 01	CXC Postgrado Vr. Hi	20201230	378,535,824.00	111,727,134.00	59,762,444.00	430,500,514.00
13 37	TRANSFERENCIAS POR C	20201231	16030,544,275.00	194504,934,161.00	204872,189,579.00	5663,288,857.00
13 37 12	Otras Transferencias	20201231	16030,544,275.00	194504,934,161.00	204872,189,579.00	5663,288,857.00
13 37 12 01	Entidades Nacionales	20201231	0.00	27738,229,740.00	26725,124,405.00	1013,105,335.00
13 37 12 04	Entidades Distritale	20201231	16030,544,275.00	166766,704,421.00	178147,065,174.00	4650,183,522.00
13 84	OTRAS CUENTAS POR CO	20201231	9306,583,125.00	8334,419,375.00	8445,400,316.00	9195,602,184.00
13 84 08	Cuotas Partes De Pen	20201231	1965,586,426.00	0.00	166,695,701.00	1798,890,725.00
13 84 08 01	Valor Historico Cuot	20201231	1965,586,426.00	0.00	166,695,701.00	1798,890,725.00
13 84 13	Devolución Iva Para	20201230	1431,052,150.00	2238,843,972.00	2598,335,333.00	1071,560,789.00
13 84 32	RESPONSABILIDAD FISC	20191231	36,383,085.00	0.00	0.00	36,383,085.00
13 84 35	INTERESES DE MORA	20201231	14,863,904.00	2,253,201.00	0.00	17,117,105.00
13 84 90	Otras Cuentas Por Co	20201231	5858,697,560.00	6093,322,202.00	5680,369,282.00	6271,650,480.00
13 84 90 01	Saldo Favor Ctas Ban	20201231	174,935,605.00	295,035,987.00	124,038,024.00	345,933,568.00
13 84 90 02	Cuenta Por Cobrar A	20201231	0.00	1371,143,567.00	1222,037,164.00	149,106,403.00
13 84 90 03	Deudores	20201231	31,935,973.00	39,468,139.00	8,468,578.00	62,935,534.00
13 84 90 04	Subsidio Familiar	20201218	24,094,000.00	8,688,390.00	1,290,365.00	31,492,025.00
13 84 90 05	Medicina Prepagada	20201230	3,298,627.00	0.00	0.00	3,298,627.00
13 84 90 06	Sueldos Y Primas	20201230	201,641,188.00	12,811,534.00	43,081,393.00	171,371,329.00
13 84 90 07	Mayores Valores Gira	20201211	75,856,395.00	0.00	2,090,600.00	73,765,795.00
13 84 90 08	Comisiones Iva Grava	20191118	2,688,072.00	0.00	0.00	2,688,072.00
13 84 90 09	Aj Contra Devo1 5%	20201231	322,515.00	0.00	0.00	322,515.00
13 84 90 10	Mayores Valores Paga	20201230	1551,490,691.00	938,811.00	15,023,506.00	1537,405,996.00
13 84 90 11	Sentencia Mesada 14	20201230	148,138,616.00	0.00	297,312.00	147,841,304.00
13 84 90 12	Cesantias Pagadas Po	20201231	71,240,558.00	0.00	0.00	71,240,558.00
13 84 90 13	CUENTAS POR COBRAR I	20201231	3475,577,864.00	4248,908,659.00	4189,225,192.00	3535,261,331.00
13 84 90 15	INCAPACIDADES	20201231	19,881,274.00	0.00	15,724,303.00	4,156,971.00
13 84 90 15 02	CUENTAS POR COBRAR A	20201231	19,881,274.00	0.00	15,724,303.00	4,156,971.00
13 84 90 16	MAYORES VALORES PAGA	20191129	76,948,000.00	0.00	0.00	76,948,000.00
13 84 90 17	MAYORES VALORES PAGA	20200305	648,182.00	0.00	64,030.00	584,152.00
13 84 90 18	Cuentas por Cobrar -	20200316	0.00	114,596,601.00	57,298,301.00	57,298,300.00
13 84 90 19	CUENTAS POR COBRAR F	20200316	0.00	1,730,514.00	1,730,514.00	0.00
13 86	DETERIORO ACUMULADO	20201231	1900,825,555.00-	369,507,600.00	381,891,871.00	1913,209,826.00-
13 86 02	Prestación de servic	20201231	172,451,146.00-	0.00	0.00	172,451,146.00-
13 86 02 01	Cuentas por Cobrar P	20201231	172,451,146.00-	0.00	0.00	172,451,146.00-
13 86 90	Otras cuentas por co	20201231	1728,374,409.00-	369,507,600.00	381,891,871.00	1740,758,680.00-
13 86 90 03	Deudores	20201104	16,076,040.00-	358,758,932.00	357,516,932.00	14,834,040.00-
13 86 90 04	Subsidio Familiar	20191231	17,091,203.00-	0.00	0.00	17,091,203.00-
13 86 90 05	Medicina Prepagada	20201230	3,298,627.00-	0.00	0.00	3,298,627.00-
13 86 90 06	Sueldos y Primas	20191231	75,429,305.00-	0.00	0.00	75,429,305.00-
13 86 90 07	Mayores Valores Gira	20200831	72,194,550.00-	2,090,600.00	0.00	70,103,950.00-
13 86 90 09	Devolcuion 5% cotiza	20201231	322,515.00-	0.00	0.00	322,515.00-

UD 00089999230 -7

Procesado: 2021/05/13-17/59

BALANCE DE PRUEBA - SUB-AUXILIAR

Pag-0003

De : ENE 1/2020 A : NOV 30/2020

C U E N T A	D E S C R I P C I O N	U L T. M O V.	S A L D O A N T E R I O R	D E B I T O S	C R E D I T O S	N U E V O S A L D O
13 86 90 10	Mayores Valores Paga	20191231	1393,857,189.00-	0.00	0.00	1393,857,189.00-
13 86 90 11	Cesantias Mesada 14	20191231	131,320,259.00-	0.00	0.00	131,320,259.00-
13 86 90 32	Responsabilidades fi	20201231	18,784,721.00-	5,926,536.00	10,604,804.00	23,462,989.00-
13 86 90 35	Deterioro Responsabi	20201231	0.00	2,731,532.00	13,770,135.00	11,038,603.00-
14	PRÉSTAMOS POR COBRAR	20201230	819,541,651.00	159,128,323.00	115,519,911.00	863,150,063.00
14 15	PRÉSTAMOS CONCEDIDOS	20201230	833,059,946.00	159,128,323.00	115,519,911.00	876,668,358.00
14 15 25	Creditos A Empleados	20201230	833,059,946.00	159,128,323.00	115,519,911.00	876,668,358.00
14 15 25 14	Ptamo Ordinario Adti	20201230	60,921,179.00	17,827,476.00	41,211,985.00	37,536,670.00
14 15 25 14 01	Vr. Historico Ptamo	20201230	60,921,179.00	17,827,476.00	41,211,985.00	37,536,670.00
14 15 25 66	Ptmos Vivienda Admin	20201230	765,967,448.00	141,300,847.00	74,307,926.00	832,960,369.00
14 15 25 66 01	Vr. Historico Ptmos	20201223	983,687,303.00	105,578,287.00	74,307,926.00	1014,957,664.00
14 15 25 66 97	Deterioro Ptmos Vivi	20201230	217,719,855.00-	35,722,560.00	0.00	181,997,295.00-
14 15 25 77	Ptmos Vivienda Docen	20191101	6,171,319.00	0.00	0.00	6,171,319.00
14 15 25 77 01	Vr. Historico Ptmos	20191101	6,171,319.00	0.00	0.00	6,171,319.00
14 80	DETERIORO ACUMULADO	20191231	13,518,295.00-	0.00	0.00	13,518,295.00-
14 80 03	Prestamos concedidos	20191231	13,518,295.00-	0.00	0.00	13,518,295.00-
14 80 03 01	Prestamos ordinarios	20191231	412,038.00-	0.00	0.00	412,038.00-
14 80 03 02	Prestamos Vivienda A	20191231	6,934,938.00-	0.00	0.00	6,934,938.00-
14 80 03 03	Prestamos vivienda D	20191231	6,171,319.00-	0.00	0.00	6,171,319.00-
15	INVENTARIOS	20201231	0.00	1994,355,415.00	1994,355,415.00	0.00
15 14	MATERIALES Y SUMINIS	20201231	0.00	1994,355,415.00	1994,355,415.00	0.00
15 14 03	Medicamentos	20201016	0.00	30,887,771.00	30,887,771.00	0.00
15 14 03 01	Grupo 1-03 Medicamen	20201016	0.00	30,887,771.00	30,887,771.00	0.00
15 14 05	Materiales Reactivos	20201214	0.00	498,000.00	498,000.00	0.00
15 14 05 01	Elementos Reactivos	20201214	0.00	498,000.00	498,000.00	0.00
15 14 15	Materiales para Educ	20201214	0.00	220,563,752.00	220,563,752.00	0.00
15 14 15 01	Grupo 1-10 Útiles Es	20201214	0.00	220,563,752.00	220,563,752.00	0.00
15 14 17	Elementos y Accesori	20200814	0.00	50,293,254.00	50,293,254.00	0.00
15 14 17 01	Elementos de Aseo La	20200814	0.00	50,293,254.00	50,293,254.00	0.00
15 14 21	Dotación a Trabajado	20201104	0.00	6,556,850.00	6,556,850.00	0.00
15 14 21 01	Dotación a Trabajado	20201104	0.00	6,556,850.00	6,556,850.00	0.00
15 14 23	Combustibles y Lubri	20201231	0.00	29,481,442.00	29,481,442.00	0.00
15 14 23 01	Grupo 1-02 Combustib	20201231	0.00	29,481,442.00	29,481,442.00	0.00
15 14 24	Elementos y Material	20201231	0.00	766,499,230.00	766,499,230.00	0.00
15 14 24 01	Grupo 1-04 Elementos	20201231	0.00	766,499,230.00	766,499,230.00	0.00
15 14 90	Otros Materiales Y S	20201231	0.00	889,575,116.00	889,575,116.00	0.00
15 14 90 01	Grupo 1-25 Materiale	20201231	0.00	881,237,297.00	881,237,297.00	0.00
15 14 90 02	Grupo 2-01 Medallas	20200902	0.00	1,887,000.00	1,887,000.00	0.00
15 14 90 05	Capacitación Bienes	20201104	0.00	6,421,419.00	6,421,419.00	0.00
15 14 90 06	LLANTAS Y NEUMATICOS	20200814	0.00	29,400.00	29,400.00	0.00
16	PROPIEDADES PLANTA	20201231	309370,005,818.00	41734,836,118.00	11182,823,040.00	339922,018,896.00
16 05	TERRENOS	20201130	104985,073,570.00	13120,373,900.00	0.00	118105,447,470.00
16 05 01	Urbanos	20191001	58285,510,000.00	0.00	0.00	58285,510,000.00
16 05 01 21	Facultad Ingenieria	20171331	19349,020,500.00	0.00	0.00	19349,020,500.00
16 05 01 21 01	Valor Historico	20171231	248,629,822.00	0.00	0.00	248,629,822.00
16 05 01 21 97	Valorizacion Histori	20171331	19100,390,678.00	0.00	0.00	19100,390,678.00
16 05 01 22	Sede Posgrados Cll 3	20171331	887,793,500.00	0.00	0.00	887,793,500.00
16 05 01 22 01	Valor Historico	20171231	90,724,348.00	0.00	0.00	90,724,348.00
16 05 01 22 97	Valorizacion Histori	20171331	797,069,152.00	0.00	0.00	797,069,152.00
16 05 01 23	Facultad Tecnologica	20171331	4479,152,000.00	0.00	0.00	4479,152,000.00
16 05 01 23 01	Valor Historico	20171231	853,362,749.00	0.00	0.00	853,362,749.00
16 05 01 23 97	Valorizacion Histori	20171331	3625,789,251.00	0.00	0.00	3625,789,251.00
16 05 01 26	Macarena B Facultad	20171331	9800,000,000.00	0.00	0.00	9800,000,000.00

C U E N T A	D E S C R I P C I O N	U L T. M O V.	S A L D O A N T E R I O R	D E B I T O S	C R E D I T O S	N U E V O S A L D O
16 05 01 26 01	Valor Historico	20171231	331,322,898.00	0.00	0.00	331,322,898.00
16 05 01 26 97	Valorizacion Histori	20171331	9468,677,102.00	0.00	0.00	9468,677,102.00
16 05 01 29	Facultad Artes Asab	20171331	853,600,000.00	0.00	0.00	853,600,000.00
16 05 01 29 01	Valor Historico	20171231	5,217,020.00	0.00	0.00	5,217,020.00
16 05 01 29 97	Valorizacion Histori	20171331	848,382,980.00	0.00	0.00	848,382,980.00
16 05 01 33	Sede Emisora Ud	20171331	447,125,400.00	0.00	0.00	447,125,400.00
16 05 01 33 01	Valor Historico	20171231	44,589,116.00	0.00	0.00	44,589,116.00
16 05 01 33 97	Valorizacion Histori	20171331	402,536,284.00	0.00	0.00	402,536,284.00
16 05 01 34	Facultad Tecnologica	20171331	11100,245,700.00	0.00	0.00	11100,245,700.00
16 05 01 34 01	Valor Historico	20171231	9977,043,197.00	0.00	0.00	9977,043,197.00
16 05 01 34 97	Valorizacion Histori	20171331	1123,202,503.00	0.00	0.00	1123,202,503.00
16 05 01 35	ASAB - PALACIO LA ME	20191001	9315,600,000.00	0.00	0.00	9315,600,000.00
16 05 01 35 01	Valor Historico	20191001	1151,659,110.00	0.00	0.00	1151,659,110.00
16 05 01 35 97	Valorizacion Histori	20191001	8163,940,890.00	0.00	0.00	8163,940,890.00
16 05 01 36	Sotanos Avenida Jime	20191001	2052,972,900.00	0.00	0.00	2052,972,900.00
16 05 01 36 01	Valor Historico	20191001	77,034,266.00	0.00	0.00	77,034,266.00
16 05 01 36 97	Valorizacion Histori	20191001	1975,938,634.00	0.00	0.00	1975,938,634.00
16 05 02	Rurales	20171331	178,637,500.00	0.00	0.00	178,637,500.00
16 05 02 01	Finca El Tibar Choa	20171331	178,637,500.00	0.00	0.00	178,637,500.00
16 05 02 01 01	Valor Historico	20171331	13,023,608.00	0.00	0.00	13,023,608.00
16 05 02 01 97	Valorizacion Histori	20171331	165,613,892.00	0.00	0.00	165,613,892.00
16 05 05	Terrenos De Propieda	20201130	46520,926,070.00	13120,373,900.00	0.00	59641,299,970.00
16 05 05 11	Facultad Medio Ambie	20180802	7586,954,970.00	0.00	0.00	7586,954,970.00
16 05 05 11 01	Globo A - Lote San M	20180802	2300,525,577.00	0.00	0.00	2300,525,577.00
16 05 05 11 02	Globo B - Call 14 No	20180802	989,818,000.00	0.00	0.00	989,818,000.00
16 05 05 11 97	Valorizacion Histori	20180802	4296,611,393.00	0.00	0.00	4296,611,393.00
16 05 05 12	Macarena A Facultad	20171331	12686,257,100.00	0.00	0.00	12686,257,100.00
16 05 05 12 01	Valor Historico	20171231	4952,574,900.00	0.00	0.00	4952,574,900.00
16 05 05 12 97	Valorizacion Histori	20171331	7733,682,200.00	0.00	0.00	7733,682,200.00
16 05 05 13	Zona Comunal No.1 Fa	20171331	3636,744,000.00	0.00	0.00	3636,744,000.00
16 05 05 13 01	Valor Historico	20171231	1454,050,800.00	0.00	0.00	1454,050,800.00
16 05 05 13 97	Valorizacion Histori	20171331	2182,693,200.00	0.00	0.00	2182,693,200.00
16 05 05 15	Sede Ciudadela Porve	20201130	22610,970,000.00	13120,373,900.00	0.00	35731,343,900.00
16 05 05 15 01	Lote 8A - Calle 52 S	20201130	10000,000,000.00	10732,268,421.00	0.00	20732,268,421.00
16 05 05 15 02	Lote 8B - Calle 52 S	20201130	7098,000,000.00	2388,105,479.00	0.00	9486,105,479.00
16 05 05 15 97	Valorizacion Histori	20180802	5512,970,000.00	0.00	0.00	5512,970,000.00
16 15	CONSTRUCCIONES EN CU	20171331	2872,009,990.00	0.00	0.00	2872,009,990.00
16 15 01	Edificaciones	20171331	2872,009,990.00	0.00	0.00	2872,009,990.00
16 15 01 13	Sede Macarena B	20171331	2872,009,990.00	0.00	0.00	2872,009,990.00
16 35	BIENES MUEBLES EN BO	20201231	0.00	7045,513,299.00	7045,513,300.00	1.00-
16 35 01	Maquinaria Y Equipo	20201123	0.00	37,423,575.00	37,423,575.00	0.00
16 35 01 08	Grupo 2-08 Equipo Ma	20201123	0.00	35,425,634.00	35,425,634.00	0.00
16 35 01 14	Grupo 2-14 Herramien	20201109	0.00	1,997,941.00	1,997,941.00	0.00
16 35 02	Equipo Medico Y Cien	20201215	0.00	1757,655,727.00	1757,655,727.00	0.00
16 35 02 10	Grupo 2-10 Equipo Y	20201215	0.00	1757,655,727.00	1757,655,727.00	0.00
16 35 03	Muebles Enseres Y E	20201231	0.00	800,270,127.00	800,270,128.00	1.00-
16 35 03 12	Grupo 2-12 Equipo Ma	20201231	0.00	784,180,826.00	784,180,827.00	1.00-
16 35 03 16	Grupo 2-16 Libros de	20200831	0.00	16,089,301.00	16,089,301.00	0.00
16 35 04	Equipos De Comunicac	20201218	0.00	4441,917,170.00	4441,917,170.00	0.00
16 35 04 07	Grupo 2-07 Equipo Ma	20201218	0.00	2509,907,032.00	2509,907,032.00	0.00
16 35 04 21	Grupo 2-21 Equipo Y	20201214	0.00	1857,076,238.00	1857,076,238.00	0.00
16 35 04 22	GRUPO 2-22 SOFTWARE	20200826	0.00	74,933,900.00	74,933,900.00	0.00
16 35 11	Equipos De Comedor	20201021	0.00	8,246,700.00	8,246,700.00	0.00
16 35 11 06	Grupo 2-06 Equipo Y M	20201021	0.00	8,246,700.00	8,246,700.00	0.00
16 40	EDIFICACIONES	20201224	192209,439,168.00	11648,676,316.00	0.00	203858,115,484.00
16 40 01	Edificios Y Casas	20201130	163847,548,311.00	10458,621,724.00	0.00	174306,170,035.00

De : ENE 1/2020 A : NOV 30/2020

C U E N T A	D E S C R I P C I O N	U L T. M O V.	S A L D O A N T E R I O R	D E B I T O S	C R E D I T O S	N U E V O S A L D O
16 40 01 11	Facultad Ingenieria	20171331	40113,681,919.00	0.00	0.00	40113,681,919.00
16 40 01 11 01	Valor Historico	20171231	23383,681,911.00	0.00	0.00	23383,681,911.00
16 40 01 11 97	Valorizacion Histori	20171331	16730,000,008.00	0.00	0.00	16730,000,008.00
16 40 01 12	Sede Posgrados Cll 3	20171331	870,777,800.00	0.00	0.00	870,777,800.00
16 40 01 12 01	Valor Historico	20171231	981,654,443.00	0.00	0.00	981,654,443.00
16 40 01 12 97	Valorizacion Histori	20171331	110,876,643.00-	0.00	0.00	110,876,643.00-
16 40 01 13	Facultad Tecnologica	20171331	17814,248,000.00	0.00	0.00	17814,248,000.00
16 40 01 13 01	Valor Historico	20171231	9821,511,839.00	0.00	0.00	9821,511,839.00
16 40 01 13 97	Valorizacion Histori	20171331	7992,736,161.00	0.00	0.00	7992,736,161.00
16 40 01 15	Sede Ciudadela Porve	20201130	77947,405,833.00	10458,621,724.00	0.00	88406,027,557.00
16 40 01 15 01	Valor Historico	20181107	89925,010,768.00	0.00	0.00	89925,010,768.00
16 40 01 15 97	Valorizacion Histori	20201130	11977,604,935.00-	10458,621,724.00	0.00	1518,983,211.00-
16 40 01 16	Macarena B Facultad	20171331	4209,661,700.00	0.00	0.00	4209,661,700.00
16 40 01 16 01	Valor Historico	20171231	6887,518,500.00	0.00	0.00	6887,518,500.00
16 40 01 16 97	Valorizacion Histori	20171331	2677,856,800.00-	0.00	0.00	2677,856,800.00-
16 40 01 17	Finca El Tibar Choa	20171331	33,365,000.00	0.00	0.00	33,365,000.00
16 40 01 17 01	Valor Historico	20171231	25,630,887.00	0.00	0.00	25,630,887.00
16 40 01 17 97	Valorizacion Histori	20171331	7,734,113.00	0.00	0.00	7,734,113.00
16 40 01 18	Sede Emisora Ud	20171331	147,429,600.00	0.00	0.00	147,429,600.00
16 40 01 18 01	Valor Historico	20171231	87,307,360.00	0.00	0.00	87,307,360.00
16 40 01 18 97	Valorizacion Histori	20171331	60,122,240.00	0.00	0.00	60,122,240.00
16 40 01 21	Facultad Artes Asab	20171331	556,608,525.00	0.00	0.00	556,608,525.00
16 40 01 21 01	Valor Historico	20171231	103,574,081.00	0.00	0.00	103,574,081.00
16 40 01 21 97	Valorizacion Histori	20171331	453,034,444.00	0.00	0.00	453,034,444.00
16 40 01 35	ASAB - Palacio La Me	20191001	20344,786,800.00	0.00	0.00	20344,786,800.00
16 40 01 35 01	Valor Histporico	20191001	2360,929,204.00	0.00	0.00	2360,929,204.00
16 40 01 35 02	Mejora - Obra Recupe	20191001	1959,228,743.00	0.00	0.00	1959,228,743.00
16 40 01 35 97	Valorizacion Histori	20191001	16024,628,853.00	0.00	0.00	16024,628,853.00
16 40 01 36	Sótano Avenida Jimen	20191001	1809,583,134.00	0.00	0.00	1809,583,134.00
16 40 01 36 01	Valor Historico	20191001	431,050,410.00	0.00	0.00	431,050,410.00
16 40 01 36 97	Valorizacion Histori	20191001	1378,532,724.00	0.00	0.00	1378,532,724.00
16 40 28	Edificaciones De Pro	20201224	28361,890,857.00	1190,054,592.00	0.00	29551,945,449.00
16 40 28 11	Facultad Medio Ambie	20201224	8904,602,950.00	1190,054,592.00	0.00	10094,657,542.00
16 40 28 11 01	Valor Historico	20201224	7536,772,083.00	1190,054,592.00	0.00	8726,826,675.00
16 40 28 11 97	Valorizacion Histori	20171331	1367,830,867.00	0.00	0.00	1367,830,867.00
16 40 28 12	Macarena A Facultad	20171331	19354,438,907.00	0.00	0.00	19354,438,907.00
16 40 28 12 01	Valor Historico	20171231	24050,538,021.00	0.00	0.00	24050,538,021.00
16 40 28 12 97	Valorizacion Histori	20171331	4696,099,114.00-	0.00	0.00	4696,099,114.00-
16 40 28 14	Sede B Thomas Jeffer	20171331	102,849,000.00	0.00	0.00	102,849,000.00
16 40 28 14 01	Valor Historico	20171331	102,849,000.00	0.00	0.00	102,849,000.00
16 55	MAQUINARIA Y EQUIPO	20201222	834,571,908.00	79,117,674.00	0.00	913,689,582.00
16 55 01	Equipo De Construcci	20201222	304,766,293.00	79,062,934.00	0.00	383,829,227.00
16 55 01 08	Grupo 2-08 Equipos Y	20201222	304,766,293.00	79,062,934.00	0.00	383,829,227.00
16 55 05	Equipo De Música	20191219	131,203,631.00	0.00	0.00	131,203,631.00
16 55 05 02	Grupo 2-02 Discoteca	20191219	131,203,631.00	0.00	0.00	131,203,631.00
16 55 06	Equipo De Recreación	20190930	350,970,193.00	0.00	0.00	350,970,193.00
16 55 06 09	Grupo 2-09 Maquinari	20190930	350,970,193.00	0.00	0.00	350,970,193.00
16 55 11	Herramientas Y Acces	20201109	47,631,791.00	54,740.00	0.00	47,686,531.00
16 55 11 14	Grupo 2-14 Herramien	20201109	47,631,791.00	54,740.00	0.00	47,686,531.00
16 60	EQUIPO MÉDICO Y CIEN	20201215	8270,896,323.00	1802,469,341.00	0.00	10073,365,664.00
16 60 02	Equipo De Laboratori	20201215	8219,908,147.00	1802,469,341.00	0.00	10022,377,488.00
16 60 02 10	Grupo 2-10 Maquinari	20201215	8219,908,147.00	1802,469,341.00	0.00	10022,377,488.00
16 60 90	Otro Equipo Medico Y	20191212	50,988,176.00	0.00	0.00	50,988,176.00
16 60 90 01	Grupo 2-11 Elementos	20191212	50,988,176.00	0.00	0.00	50,988,176.00
16 65	MUEBLES ENSERES Y E	20201231	6530,596,624.00	786,798,827.00	0.00	7317,395,451.00
16 65 01	Muebles Y Enseres	20201211	1503,054,763.00	0.00	0.00	1503,054,763.00

C U E N T A	D E S C R I P C I O N	U L T. M O V.	S A L D O A N T E R I O R	D E B I T O S	C R E D I T O S	N U E V O S A L D O
16 65 01 18	Grupo 2-18 Mobiliari	20201211	1503,054,763.00	0.00	0.00	1503,054,763.00
16 65 02	Equipo Y Máquina De	20201231	5026,555,361.00	786,798,827.00	0.00	5813,354,188.00
16 65 02 12	Grupo 2-12 Equipo Ma	20201231	5026,555,361.00	786,798,827.00	0.00	5813,354,188.00
16 65 90	Otros Muebles Enser	20181231	986,500.00	0.00	0.00	986,500.00
16 65 90 21	Elementos De Arte	20181231	986,500.00	0.00	0.00	986,500.00
16 70	EQUIPOS DE COMUNICAC	20201218	5966,428,025.00	4366,983,270.00	0.00	10333,411,295.00
16 70 01	Equipo De Comunicaci	20201218	2640,044,921.00	2509,907,032.00	0.00	5149,951,953.00
16 70 01 07	Grupo 2-07 Equipo Ma	20201218	2640,044,921.00	2509,907,032.00	0.00	5149,951,953.00
16 70 02	Equipo De Computació	20201214	3326,383,104.00	1857,076,238.00	0.00	5183,459,342.00
16 70 02 21	Grupo 2-21 Equipo Ma	20201214	3326,383,104.00	1857,076,238.00	0.00	5183,459,342.00
16 75	EQUIPOS DE TRANSPORT	20181231	294,714,234.00	0.00	0.00	294,714,234.00
16 75 02	Terrestre	20181231	294,714,234.00	0.00	0.00	294,714,234.00
16 75 02 13	Grupo 2-13 Equipo Ma	20181231	294,714,234.00	0.00	0.00	294,714,234.00
16 80	EQUIPOS DE COMEDOR	20201021	15,970,484.00	8,246,700.00	0.00	24,217,184.00
16 80 02	Equipo De Restaurant	20201021	15,970,484.00	8,246,700.00	0.00	24,217,184.00
16 80 02 06	Grupo 2-06 Equipo Y	20201021	15,970,484.00	8,246,700.00	0.00	24,217,184.00
16 81	BIENES DE ARTE Y CUL	20200227	9,296,091.00	4,646,801.00	0.00	13,942,892.00
16 81 07	Libros Y Publicacion	20200227	9,296,091.00	4,646,801.00	0.00	13,942,892.00
16 81 07 16	Grupo 2-16 Libros Y	20200227	9,296,091.00	4,646,801.00	0.00	13,942,892.00
16 85	DEPRECIACIÓN ACUMULA	20201231	9746,980,609.00-	0.00	1265,299,750.00	11012,280,359.00-
16 85 01	Edificaciones	20201231	2797,179,904.00-	0.00	1265,299,750.00	4062,479,654.00-
16 85 01 01	Facultad Ingenieria	20201231	679,543,991.00-	0.00	311,457,663.00	991,001,654.00-
16 85 01 02	Sede Posgrados Cl1 3	20201231	19,273,488.00-	0.00	8,833,682.00	28,107,170.00-
16 85 01 03	Facultad Tecnologica	20201231	315,995,569.00-	0.00	144,831,302.00	460,826,871.00-
16 85 01 04	Macarena B Facultad	20201231	77,415,958.00-	0.00	35,482,315.00	112,898,273.00-
16 85 01 05	Finca El Tibar Choac	20201231	1,179,243.00-	0.00	540,485.00	1,719,728.00-
16 85 01 06	Facultad Artes Asab	20201231	12,042,339.00-	0.00	5,519,404.00	17,561,743.00-
16 85 01 07	Sede Emisora Ud	20201231	3,155,087.00-	0.00	1,446,082.00	4,601,169.00-
16 85 01 08	Sede Ciudadela Porve	20201231	1144,174,644.00-	0.00	507,672,341.00	1651,846,985.00-
16 85 01 09	Facultad Medio Ambie	20201231	156,327,240.00-	0.00	71,649,985.00	227,977,225.00-
16 85 01 10	Macarena A Facultad	20201231	378,358,826.00-	0.00	173,414,461.00	551,773,287.00-
16 85 01 11	Sede B Thomas Jeffer	20201231	9,713,519.00-	0.00	4,452,030.00	14,165,549.00-
16 85 04	Maquinaria Y Equipo	20201231	295,422,106.00-	0.00	0.00	295,422,106.00-
16 85 04 02	Grupo 2-02 Discoteca	20181231	255,836,404.00-	0.00	0.00	255,836,404.00-
16 85 04 08	Grupo 2-08 Equipos y	20201231	12,641,995.00-	0.00	0.00	12,641,995.00-
16 85 04 09	Grupo 2-09 Maquinari	20181231	20,196,058.00-	0.00	0.00	20,196,058.00-
16 85 04 14	Grupo 2-14 Herramient	20181231	6,747,649.00-	0.00	0.00	6,747,649.00-
16 85 05	Equipo Medico Y Cien	20181231	2812,735,893.00-	0.00	0.00	2812,735,893.00-
16 85 05 10	Grupo 2-10 Maquinari	20181231	2782,959,809.00-	0.00	0.00	2782,959,809.00-
16 85 05 11	Grupo 2-11 Elementos	20181231	29,776,084.00-	0.00	0.00	29,776,084.00-
16 85 06	Muebles Enseres Y E	20201222	659,281,509.00-	0.00	0.00	659,281,509.00-
16 85 06 12	Grupo 2-12 Equipo Ma	20201222	69,037,335.00-	0.00	0.00	69,037,335.00-
16 85 06 18	Grupo 2-18 Mobiliari	20181231	590,244,174.00-	0.00	0.00	590,244,174.00-
16 85 07	Equipos De Comunicac	20181231	3173,838,054.00-	0.00	0.00	3173,838,054.00-
16 85 07 07	Grupo 2-07 Equipo Ma	20181231	1065,386,892.00-	0.00	0.00	1065,386,892.00-
16 85 07 21	Grupo 2-21 Equipo Ma	20181231	2108,451,162.00-	0.00	0.00	2108,451,162.00-
16 85 08	Equipos De Transport	20181231	8,033,143.00-	0.00	0.00	8,033,143.00-
16 85 08 13	Grupo 2-13 Equipo Ma	20181231	8,033,143.00-	0.00	0.00	8,033,143.00-
16 85 09	Equipos De Comedor	20180928	490,000.00-	0.00	0.00	490,000.00-
16 85 09 06	Grupo 2-06 Equipo y	20180928	490,000.00-	0.00	0.00	490,000.00-
16 95	DETERIORO ACUMULADO	20200201	2872,009,990.00-	2872,009,990.00	2872,009,990.00	2872,009,990.00-
16 95 03	Construcciones en cu	20200201	0.00	0.00	2872,009,990.00	2872,009,990.00-
16 95 04	Maquinaria planta y	20200201	2872,009,990.00-	2872,009,990.00	0.00	0.00
17	BIENES DE USO PÚBLIC	20201231	70840,847,568.00	89,250,000.00	44,625,000.00	70885,472,568.00
17 05	BIENES DE USO PÚBLIC	20180322	4703,184,968.00	0.00	0.00	4703,184,968.00

UD 00089999230 -7

Procesado: 2021/05/13-17/59

BALANCE DE PRUEBA - SUB-AUXILIAR

Pag-0007

De : ENE 1/2020 A : NOV 30/2020

C U E N T A	D E S C R I P C I O N	U L T. M O V.	S A L D O A N T E R I O R	D E B I T O S	C R E D I T O S	N U E V O S A L D O
17 05 10	Bibliotecas	20180322	4703,184,968.00	0.00	0.00	4703,184,968.00
17 05 10 01	Segunda Etapa Biblio	20180322	4703,184,968.00	0.00	0.00	4703,184,968.00
17 10	BIENES DE USO PÚBLIC	20190329	66137,662,600.00	0.00	0.00	66137,662,600.00
17 10 10	Bibliotecas	20190329	33102,324,600.00	0.00	0.00	33102,324,600.00
17 10 10 01	Centro Cultural Ramó	20190329	33102,324,600.00	0.00	0.00	33102,324,600.00
17 10 10 01 02	Construcción	20171231	29788,141,975.00	0.00	0.00	29788,141,975.00
17 10 10 01 97	Valorizacion Histori	20190329	3314,182,625.00	0.00	0.00	3314,182,625.00
17 10 14	Terrenos	20190329	33035,338,000.00	0.00	0.00	33035,338,000.00
17 10 14 01	Centro Cultural Bibl	20190329	33035,338,000.00	0.00	0.00	33035,338,000.00
17 10 14 01 01	Valor Histórico	20190329	7613,741,800.00	0.00	0.00	7613,741,800.00
17 10 14 01 97	Valorización Terreno	20190329	25421,596,200.00	0.00	0.00	25421,596,200.00
17 15	BIENES HISTÓRICOS Y	20201231	0.00	89,250,000.00	44,625,000.00	44,625,000.00
17 15 01	Monumentos	20201231	0.00	89,250,000.00	44,625,000.00	44,625,000.00
17 15 01 01	Asab Palacio La Merc	20201231	0.00	89,250,000.00	44,625,000.00	44,625,000.00
17 15 01 01 02	Construcción	20201231	0.00	89,250,000.00	44,625,000.00	44,625,000.00
19	OTROS ACTIVOS	20201331	2954032,892,090.00	46416,418,748.00	24629,178,709.00	2975820,132,129.00
19 02	PLAN DE ACTIVOS PARA	20201331	1954,169,291.00	2239,275,640.00	2164,601,021.00	2028,843,910.00
19 02 01	Efectivo Y Equivalen	20201331	1276,505,226.00	136,521,654.00	85,394,353.00	1327,632,527.00
19 02 01 01	Banco Occid 81451-9	20201331	1276,505,226.00	136,521,654.00	85,394,353.00	1327,632,527.00
19 02 03	Inversiones	20201331	677,664,065.00	2102,753,986.00	2079,206,668.00	701,211,383.00
19 02 03 01	CDT Fondo Prestamos	20201331	675,316,919.00	2074,399,751.00	2050,685,271.00	699,031,399.00
19 02 03 97	Valorización CDT Fon	20201331	2,347,146.00	28,354,235.00	28,521,397.00	2,179,984.00
19 04	PLAN DE ACTIVOS PARA	20201331	2889384,560,381.00	17238,154,180.00	7298,329,371.00	2899324,385,190.00
19 04 01	Efectivo Y Equivalen	20201331	394,719,738.00	174,384,290.00	26,618.00	569,077,410.00
19 04 01 01	Banco De Occidente F	20201331	394,719,738.00	174,384,290.00	26,618.00	569,077,410.00
19 04 02	Recursos Entregados	20201331	112612,714,351.00	9682,715,825.00	0.00	122295,430,176.00
19 04 02 01	Estampilla Ud 1.0	20201331	78410,128,037.00	918,934,645.00	0.00	79329,062,682.00
19 04 02 02	Estampilla Ud 1.1%	20201331	11408,936,754.00	5178,083,775.00	0.00	16587,020,529.00
19 04 02 03	Rendimiento Estampil	20201331	22436,918,517.00	3160,546,837.00	0.00	25597,465,354.00
19 04 02 04	Rendimientos Estampi	20201331	356,731,043.00	425,150,568.00	0.00	781,881,611.00
19 04 03	Inversiones	20201331	2381,485,270.00	7381,054,065.00	7298,302,753.00	2464,236,582.00
19 04 03 01	Valor Nominal CDT Pe	20201331	2373,236,795.00	7289,972,575.00	7206,633,809.00	2456,575,561.00
19 04 03 97	Valorización CDT Pen	20201331	8,248,475.00	91,081,490.00	91,668,944.00	7,661,021.00
19 04 08	DERECHOS POR COBRAR	20201331	2773995,641,022.00	0.00	0.00	2773995,641,022.00
19 04 08 01	Concurrencia Ministe	20201331	503186,308,343.00	0.00	0.00	503186,308,343.00
19 04 08 02	Concurrencia Secreta	20201331	2270809,332,679.00	0.00	0.00	2270809,332,679.00
19 05	BIENES Y SERVICIOS P	20201331	1157,365,328.00	2353,898,535.00	2804,235,118.00	707,028,745.00
19 05 01	Seguros	20201331	864,004,970.00	2019,405,971.00	2469,742,554.00	413,668,387.00
19 05 01 02	Seguros Pagados Por	20201331	864,004,970.00	2019,405,971.00	2469,742,554.00	413,668,387.00
19 05 05	Impresos Publicacio	20201123	293,360,358.00	334,492,564.00	334,492,564.00	293,360,358.00
19 05 05 01	Impresos Y Publicaci	20201123	293,360,358.00	334,492,564.00	334,492,564.00	293,360,358.00
19 06	AVANCES Y ANTICIPOS	20201331	434,209,457.00	5807,973,310.00	1345,306,101.00	4896,876,666.00
19 06 03	Avances Para Viático	20201331	250,661,028.00	0.00	0.00	250,661,028.00
19 06 03 01	Avances Para Viático	20201331	621,644.00	0.00	0.00	621,644.00
19 06 03 02	Avance Estudios Doce	20201331	250,039,384.00	0.00	0.00	250,039,384.00
19 06 04	Anticipo para Adquis	20201331	150,048,429.00	5807,973,310.00	1345,306,101.00	4612,715,638.00
19 06 04 01	Adquisicion Bienes	20201331	0.00	4494,930,266.00	357,016,378.00	4137,913,888.00
19 06 04 03	Otros Avances Y Anti	20201331	36,649,624.00	1237,864,024.00	941,327,630.00	333,186,018.00
19 06 04 04	Avance Adquisicion B	20201331	98,951,937.00	9,809,886.00	46,962,093.00	61,799,730.00
19 06 04 05	Depositos Entregados	20201231	14,446,868.00	65,369,134.00	0.00	79,816,002.00
19 06 90	Otros Avances Y Anti	20201231	33,500,000.00	0.00	0.00	33,500,000.00
19 06 90 01	Otros Avances Y Anti	20201231	33,500,000.00	0.00	0.00	33,500,000.00
19 08	Estampilla UD 1%	20201331	60141,968,939.00	17686,821,905.00	9750,975,151.00	68077,815,693.00
19 08 01	En Administración	20201331	60141,968,939.00	17686,821,905.00	9750,975,151.00	68077,815,693.00
19 08 01 01	Recaudo Estampilla U	20201331	45527,946,843.00	15503,592,143.00	9158,508,557.00	51873,030,429.00

UD 00089999230 -7

Procesado: 2021/05/13-17/59

BALANCE DE PRUEBA - SUB-AUXILIAR

Pag-0008

De : ENE 1/2020 A : NOV 30/2020

C U E N T A	D E S C R I P C I O N	U L T. M O V.	S A L D O A N T E R I O R	D E B I T O S	C R E D I T O S	N U E V O S A L D O
19 08 01 01 01	Estampilla UD 1%	20201331	24559,737,065.00	2657,086,643.00	1694,259,372.00	25522,564,336.00
19 08 01 01 02	Estampilla UD 1.1%	20201331	20968,209,778.00	12846,505,500.00	7464,249,185.00	26350,466,093.00
19 08 01 02	Rendimientos Fros Es	20201331	14614,022,096.00	2183,229,762.00	592,466,594.00	16204,785,264.00
19 08 01 02 01	Rendimientos Fros Es	20201331	13799,856,727.00	1314,171,363.00	592,466,594.00	14521,561,496.00
19 08 01 02 02	Rendimientos Fros Es	20201331	814,165,369.00	869,058,399.00	0.00	1683,223,768.00
19 09	DEPÓSITOS ENTREGADOS	20201331	862,030,168.00	88,889,167.00	302,554,524.00	648,364,811.00
19 09 02	Para Bienes	20200828	35,887,023.00	0.00	35,887,023.00	0.00
19 09 03	Depósitos Judiciales	20201331	826,143,145.00	88,889,167.00	266,667,501.00	648,364,811.00
19 70	ACTIVOS INTANGIBLES	20201215	359,467,574.00	1001,406,011.00	963,177,423.00	397,696,162.00
19 70 07	Licencias	20201215	66,866,406.00	926,472,111.00	963,177,423.00	30,161,094.00
19 70 07 01	Renovaciones de Lince	20201215	66,866,406.00	926,472,111.00	963,177,423.00	30,161,094.00
19 70 08	Softwares	20200709	292,601,168.00	74,933,900.00	0.00	367,535,068.00
19 70 08 22	Grupo 2-22 Dev Softw	20200709	292,601,168.00	74,933,900.00	0.00	367,535,068.00
19 75	AMORTIZACIÓN ACUMULA	20180928	260,879,048.00-	0.00	0.00	260,879,048.00-
19 75 08	Softwares	20180928	260,879,048.00-	0.00	0.00	260,879,048.00-
19 75 08 01	Grupo 2-22 Devolutiv	20180928	260,879,048.00-	0.00	0.00	260,879,048.00-
24	CUENTAS POR PAGAR	20201331	12096,350,827.00-	229310,838,789.00	237825,596,547.00	20611,108,585.00-
24 01	ADQUISICIÓN DE BIENE	20201331	2822,161,162.00-	33364,735,463.00	34722,512,335.00	4179,938,034.00-
24 01 01	Bienes Y Servicios	20201331	2822,161,162.00-	33264,245,044.00	34622,021,916.00	4179,938,034.00-
24 01 01 01	Adquisicion De Biene	20201229	0.00	11241,670,121.00	12192,859,878.00	951,189,757.00-
24 01 01 02	Adquisicion de Servi	20201229	0.00	10772,588,846.00	11102,466,633.00	329,877,787.00-
24 01 01 90	Entradas de Almacen	20201331	2822,161,162.00-	11249,986,077.00	11326,695,405.00	2898,870,490.00-
24 01 02	Proyectos De Inversi	20201331	0.00	100,490,419.00	100,490,419.00	0.00
24 07	RECURSOS A FAVOR DE	20201331	4853,041,219.00-	38706,022,387.00	42142,808,293.00	8289,827,125.00-
24 07 20	Recaudos Por Clasifi	20200303	242,454,165.00-	244,326,577.00	117,175,066.00	115,302,654.00-
24 07 20 03	Consignaciones Por I	20200303	242,454,165.00-	244,326,577.00	117,175,066.00	115,302,654.00-
24 07 26	Rendimientos Financi	20201331	3529,923,959.00-	78,801.00	114,039,402.00	3643,884,560.00-
24 07 26 23	Intereses Cdt Pensio	20201331	2641,152,638.00-	0.00	82,751,312.00	2723,903,950.00-
24 07 26 25	Intereses Cdt Presta	20201230	686,945,194.00-	52,183.00	23,599,501.00	710,492,512.00-
24 07 26 26	Cta Ahorro Estruc Pe	20201231	201,826,127.00-	26,618.00	7,688,589.00	209,488,098.00-
24 07 90	Otros Recursos A Fav	20201331	1080,663,095.00-	38461,617,009.00	41911,593,825.00	4530,639,911.00-
24 07 90 01	Por Prestamos U D	20201331	0.00	578,637.00	12,871,762.00	12,293,125.00-
24 07 90 02	Recaudo Icetex	20201331	720,311,810.00-	806,150,426.00	2190,799,685.00	2104,961,069.00-
24 07 90 03	Recaudo Ecaes	20201331	7,267,100.00-	0.00	0.00	7,267,100.00-
24 07 90 04	Recaudo Seguro Estud	20201331	227,190,914.00-	253,479,932.00	418,222,326.00	391,933,308.00-
24 07 90 05	Devoluciones	20201331	985,160.00-	822,227,593.00	841,308,978.00	20,066,545.00-
24 07 90 13	Matriculas De Honor	20201331	781,242.00-	299,777,992.00	335,718,228.00	36,721,478.00-
24 07 90 18	Consignaciones Errad	20201331	6,713,046.00-	4,221,380.00	10,976,349.00	13,468,015.00-
24 07 90 21	Otros Acreedores	20201331	14,004,910.00-	36201,539,258.00	36945,810,436.00	758,276,088.00-
24 07 90 25	Ingresos por Identif	00000000	60,569,962.00-	10,517,027.00	44,059,009.00	94,111,944.00-
24 07 90 27	Reintegros Convenios	00000000	6,414,817.00-	43,919,411.00	42,989,221.00	5,484,627.00-
24 07 90 28	Otros Recaudos Para	20201331	26,924,134.00-	19,205,353.00	4,837,831.00	12,556,612.00-
24 07 90 31	Ingreso Convenio 80	20201331	9,500,000.00-	0.00	1064,000,000.00	1073,500,000.00-
24 24	DESCUENTOS DE NÓMINA	20201331	1833,160,258.00-	87641,370,012.00	89927,142,999.00	4118,933,245.00-
24 24 01	Aportes A Fondos Pen	20201331	880,135,027.00-	24905,135,895.00	25395,427,370.00	1370,426,502.00-
24 24 01 01	Giro Pensiones Nomin	20201331	827,662,305.00-	15554,638,240.00	15895,871,435.00	1168,895,500.00-
24 24 01 02	Valor Descontado al	20201331	52,472,722.00-	9350,497,655.00	9499,555,935.00	201,531,002.00-
24 24 01 02 01	Nómina Administrativ	20201331	52,472,722.00-	1287,038,302.00	1233,498,385.00	1,067,195.00
24 24 01 02 02	Nómina de Docentes	20201331	0.00	4913,313,823.00	4861,386,643.00	51,927,180.00
24 24 01 02 03	Nómina de Pensionado	20201331	0.00	564,483,100.00	564,159,200.00	323,900.00
24 24 01 02 04	Nómina Hora Cátedra	20201331	0.00	1827,446,730.00	1948,785,498.00	121,338,768.00-
24 24 01 02 05	Nomina Hora Cátedra	20201331	0.00	755,238,500.00	822,978,832.00	67,740,332.00-
24 24 01 02 90	Saldo Inicial	20201331	0.00	2,977,200.00	68,747,377.00	65,770,177.00-
24 24 02	Aportes A Seguridad	20201331	917,186,007.00-	35134,210,261.00	35984,138,964.00	1767,114,710.00-
24 24 02 01	Pago Salud Nominas	20201331	640,572,012.00-	16616,924,437.00	17305,681,525.00	1329,329,100.00-

De : ENE 1/2020 A : NOV 30/2020

C U E N T A	D E S C R I P C I O N	U L T. M O V.	S A L D O A N T E R I O R	D E B I T O S	C R E D I T O S	N U E V O S A L D O
24 24 02 02	Valor Descontado al	20201331	276,613,995.00-	18517,285,824.00	18678,457,439.00	437,785,610.00-
24 24 02 02 01	Nómina de Administra	20201331	276,613,995.00-	1910,478,261.00	1629,240,874.00	4,623,392.00
24 24 02 02 02	Nómina de Docentes	20201331	0.00	3851,321,462.00	3818,088,287.00	33,233,175.00
24 24 02 02 03	Nómina de Pensionado	20201331	0.00	10344,229,700.00	10355,910,000.00	11,680,300.00-
24 24 02 02 04	Nómina Hora Cátedra	20201331	0.00	1682,493,421.00	1793,332,910.00	110,839,489.00-
24 24 02 02 05	Nómina Hora Catedra	20201331	0.00	711,891,800.00	763,796,337.00	51,904,537.00-
24 24 02 02 90	Saldo Inicial	20201331	0.00	16,871,180.00	318,089,031.00	301,217,851.00-
24 24 04	Sindicatos	20201331	61,269.00-	635,655,380.00	647,637,758.00	12,043,647.00-
24 24 05	Cooperativas	20201231	0.00	478,130,642.00	489,770,531.00	11,639,889.00-
24 24 06	Fondos De Empleados	20201331	8,190,594.00-	11573,686,152.00	12011,315,052.00	445,819,494.00-
24 24 07	Libranzas	20201331	200,000.00-	4145,450,963.00	4327,076,034.00	181,825,071.00-
24 24 08	Contrato de Medicina	20201331	70,070.00-	5381,671,085.00	5516,516,788.00	134,915,773.00-
24 24 11	Embargos Judiciales	20201331	1,156,695.00-	408,321,963.00	445,481,282.00	38,316,014.00-
24 24 13	Cuenta de Ahorro Fom	20201331	0.00	280,303,332.00	294,413,884.00	14,110,552.00-
24 24 90	Otros Descuentos De	20201331	26,160,596.00-	4698,804,339.00	4815,365,336.00	142,721,593.00-
24 24 90 01	Asociacion De Tercer	20201331	353,275.00-	1344,460,901.00	1452,443,294.00	108,335,668.00-
24 24 90 02	Descuento a empleado	20201331	19,854,400.00-	504,711,525.00	519,243,050.00	34,385,925.00-
24 24 90 02 01	Pagos ARL Mi Planill	20201331	0.00	216,216,360.00	216,216,360.00	0.00
24 24 90 02 05	Nómina Hora Catedra	20201331	0.00	37,405,165.00	39,606,390.00	2,201,225.00-
24 24 90 02 90	Saldo Inicial	20201331	19,854,400.00-	251,090,000.00	263,420,300.00	32,184,700.00-
24 24 90 04	Descuentos Para Pens	20200430	0.00	7,550,000.00	7,550,000.00	0.00
24 24 90 05	Descuentos para terc	20200810	5,952,921.00-	6,585,913.00	632,992.00	0.00
24 24 90 11	CUENTA POR PAGAR PLA	20201231	0.00	2835,496,000.00	2835,496,000.00	0.00
24 36	RETENCIÓN EN LA FUEN	20201331	1455,846,079.00-	9585,171,896.00	8975,219,041.00	845,893,224.00-
24 36 03	Honorarios	20201331	53,926,231.00-	267,742,369.00	230,020,646.00	16,204,508.00-
24 36 03 21	Honorarios 10%	20201331	42,043,782.00-	166,504,161.00	132,730,496.00	8,270,117.00-
24 36 03 22	Honorarios 11%	20201331	4,011,602.00-	70,773,070.00	71,793,164.00	5,031,696.00-
24 36 03 23	Honorarios 7% Profes	20201331	2,885,194.00-	8,644,135.00	8,103,147.00	2,344,206.00-
24 36 03 32	Diseño Pag Web Y Con	20201331	4,985,653.00-	21,454,781.00	17,027,617.00	558,489.00-
24 36 03 33	COMPRA DE LICENCIA	20201331	0.00	366,222.00	366,222.00	0.00
24 36 05	Servicios	20201331	78,443,262.00-	289,190,782.00	227,014,683.00	16,267,163.00-
24 36 05 51	Servicios En General	20201331	4,019,035.00-	16,348,355.00	12,536,320.00	207,000.00-
24 36 05 52	Servicios Genral Dec	20201331	40,480,412.00-	170,869,932.00	138,557,428.00	8,167,908.00-
24 36 05 55	Transporte Aereo Mar	20200113	18,138.00-	18,138.00	0.00	0.00
24 36 05 57	Servicios 2% Aseo-Vi	20201331	7,043,670.00-	26,041,195.00	20,361,471.00	1,363,946.00-
24 36 05 70	Transporte nal pasaj	20201331	9,430,449.00-	34,709,150.00	26,708,210.00	1,429,509.00-
24 36 05 72	Restaurantes Hotele	20201331	17,451,558.00-	41,204,012.00	28,851,254.00	5,098,800.00-
24 36 06	Arrendamientos	20201331	17,833,614.00-	171,033,001.00	166,612,783.00	13,413,396.00-
24 36 06 12	Bienes Muebles 4%	20201331	0.00	2,196,422.00	2,282,074.00	85,652.00-
24 36 06 13	Bienes Inmuebles No	20201331	17,833,614.00-	168,836,579.00	164,330,709.00	13,327,744.00-
24 36 08	Compras	20201331	22,555,720.00-	132,907,701.00	143,830,952.00	33,478,971.00-
24 36 08 22	Combustibles	20201331	0.00	3,491.00	3,491.00	0.00
24 36 08 25	Compras 3.5% No Decl	20201331	2,777,746.00-	12,042,183.00	9,980,832.00	716,395.00-
24 36 08 26	Compras 2 5% Declara	20201331	19,777,974.00-	120,862,027.00	133,846,629.00	32,762,576.00-
24 36 15	Rentas De Trabajo	20201331	293,324,631.00-	1639,597,449.00	1480,400,840.00	134,128,022.00-
24 36 15 11	Salarios Y Pagos Lab	20201331	208,634,165.00-	1092,913,983.00	999,202,840.00	114,923,022.00-
24 36 15 12	Contratistas Rentas	20201331	84,690,466.00-	546,683,466.00	481,198,000.00	19,205,000.00-
24 36 25	Impuesto A Las Venta	20201331	82,930,982.00-	501,421,982.00	473,405,878.00	54,914,878.00-
24 36 25 14	Impuesto A Las Venta	20201331	82,930,982.00-	501,421,982.00	473,405,878.00	54,914,878.00-
24 36 26	Contratos De Constr	20201331	185,200.00-	3,786,224.00	5,446,331.00	1,845,307.00-
24 36 26 11	Contratos De Obra Al	20201331	185,200.00-	3,786,224.00	5,446,331.00	1,845,307.00-
24 36 27	Retención De Impuest	20201331	270,576,309.00-	1100,505,996.00	922,087,955.00	92,158,268.00-
24 36 27 11	Reteica 9 66 X Mil	20201331	232,544,450.00-	987,680,065.00	828,407,037.00	73,271,422.00-
24 36 27 12	Reteica 11 04 X Mil	20201331	21,176,618.00-	76,788,301.00	70,299,884.00	14,688,201.00-
24 36 27 13	Reteica 6 9 X Mil	20201331	3,103,949.00-	10,997,008.00	10,016,948.00	2,123,889.00-
24 36 27 15	Reteica 4 14 X Mil	20201331	926,453.00-	2,867,655.00	2,005,574.00	64,372.00-

C U E N T A	D E S C R I P C I O N	U L T. M O V.	S A L D O A N T E R I O R	D E B I T O S	C R E D I T O S	N U E V O S A L D O
24 36 27 17	Reteica 13 8 X Mil	20201331	12,824,839.00-	22,172,967.00	11,358,512.00	2,010,384.00-
24 36 30	IMPUESTO SOLIDARIO P	20201331	0.00	1738,661,259.00	1738,661,259.00	0.00
24 36 30 01	IMPUESTO SOLIDARIO P	20201331	0.00	1738,661,259.00	1738,661,259.00	0.00
24 36 31	APORTE SOLIDARIO COL	20201331	0.00	4,449,740.00	4,449,740.00	0.00
24 36 31 01	APORTE SOLIDARIO COL	20201331	0.00	4,449,740.00	4,449,740.00	0.00
24 36 90	Otras Retenciones	20201331	636,070,130.00-	3735,875,393.00	3583,287,974.00	483,482,711.00-
24 36 90 51	Estimulos Academicos	20201331	3,583,048.00-	44,360,289.00	47,825,667.00	7,048,426.00-
24 36 90 53	Sar No Declarantes 3	20201331	21,056,063.00-	24,434,339.00	3,378,276.00	0.00
24 36 90 54	Sar Declarantes 2.5	20201331	0.00	57,380,204.00	60,426,479.00	3,046,275.00-
24 36 90 60	Estampilla U D 1.0 %	20201331	3,249,998.00-	13,026,658.00	9,837,410.00	60,750.00-
24 36 90 62	Estampilla 1.1.% Udi	20201331	101,581,467.00-	577,919,457.00	574,427,931.00	98,089,941.00-
24 36 90 70	Estampilla Pro-Cultu	20201331	101,357,539.00-	604,305,187.00	578,001,123.00	75,053,475.00-
24 36 90 80	Estampilla Pro-Adult	20201331	85,854.00-	1,003,618.00	947,024.00	29,260.00-
24 36 90 82	Estampilla Pro Adult	20201331	405,156,161.00-	2413,445,641.00	2308,444,064.00	300,154,584.00-
24 40	IMPUESTOS CONTRIBUC	20201331	144,116,529.00-	538,772,034.00	551,947,933.00	157,292,428.00-
24 40 03	PREDIAL UNIFICADO	20200813	0.00	469,978,500.00	469,978,500.00	0.00
24 40 16	IMPTO VEHICULOS AUTO	20200703	0.00	1,390,000.00	1,390,000.00	0.00
24 40 23	Contribuciones	20201331	144,116,529.00-	67,403,534.00	80,579,433.00	157,292,428.00-
24 60	CRÉDITOS JUDICIALES	20201130	0.00	367,331,605.00	367,331,605.00	0.00
24 60 02	Sentencias	20201130	0.00	367,331,605.00	367,331,605.00	0.00
24 60 02 01	Sentencias Y Concili	20201130	0.00	367,331,605.00	367,331,605.00	0.00
24 90	OTRAS CUENTAS POR PA	20201331	988,025,580.00-	59107,435,392.00	61138,634,341.00	3019,224,529.00-
24 90 28	Seguros	20201331	8,387,318.00-	2019,405,971.00	2019,405,971.00	8,387,318.00-
24 90 32	Cheques No Cobrados	20201331	89,393,149.00-	33,905,003.00	51,252,967.00	106,741,113.00-
24 90 32 01	No Reclamados	20201331	47,169,107.00-	1,736,954.00	7,310,876.00	52,743,029.00-
24 90 32 03	Efectivos No Cobrado	20201331	42,224,042.00-	32,168,049.00	43,942,091.00	53,998,084.00-
24 90 50	Aportes Al Icbf Y Se	20201331	640,699,937.00-	6836,366,190.00	6587,037,008.00	391,370,755.00-
24 90 51	Servicios Públicos	20201231	0.00	3022,928,790.00	3022,978,830.00	50,040.00-
24 90 54	Honorarios	20201331	3,137,327.00-	38798,245,461.00	39642,144,546.00	847,036,412.00-
24 90 55	Servicios	20201229	360,286.00-	3745,123,470.00	3886,071,129.00	141,307,945.00-
24 90 55 01	Servicios Tecnicos	20201229	0.00	3313,805,037.00	3455,112,982.00	141,307,945.00-
24 90 55 02	Transportes Y Acarre	20201224	360,286.00-	431,318,433.00	430,958,147.00	0.00
24 90 57	Excedentes financier	20201231	235,872,923.00-	0.00	0.00	235,872,923.00-
24 90 57 01	Saldos de Convenios	20201231	91,895,542.00-	0.00	0.00	91,895,542.00-
24 90 57 02	Saldos Contratos	20201230	143,977,381.00-	0.00	0.00	143,977,381.00-
24 90 58	Arrendamiento Operat	20201229	0.00	1672,482,096.00	1672,482,096.00	0.00
24 90 90	Otras Cuentas Por Pa	20201229	10,174,640.00-	2978,978,411.00	4257,261,794.00	1288,458,023.00-
24 90 90 02	Retenciones a UD del	00000000	0.00	1231,861,033.00	1380,967,436.00	149,106,403.00-
24 90 90 06	Suscripciones	20201229	5,656,190.00-	259,280,226.00	253,624,036.00	0.00
24 90 90 08	CUENTAS POR PAGAR EN	00000000	4,518,450.00-	3,985,598.00	4,390,963.00	4,923,815.00-
24 90 90 09	CUENTAS POR PAGAR BE	00000000	0.00	1256,845,998.00	2391,273,803.00	1134,427,805.00-
24 90 90 10	OTRAS CUENTAS POR PA	20201103	0.00	227,005,556.00	227,005,556.00	0.00
25	BENEFICIOS A LOS EMP	20201331	986071,598,939.00-	232819,928,743.00	191299,011,161.00	944550,681,357.00-
25 11	BENEFICIOS A LOS EMP	20201331	10292,683,329.00-	116412,677,800.00	130350,319,220.00	24230,324,749.00-
25 11 01	Nómina Por Pagar	20201331	2,997,958.00-	99367,339,191.00	99380,669,518.00	16,328,285.00-
25 11 02	Cesantías	20201331	6158,567,492.00-	8583,204,221.00	5935,694,562.00	3511,057,833.00-
25 11 02 01	Cesantías por girar	20201231	13,517,000.00-	2329,475,534.00	2376,898,534.00	60,940,000.00-
25 11 02 02	Cesantías Causadas	20201331	6145,050,492.00-	6158,979,240.00	13,928,748.00	0.00
25 11 02 11	Cesantias Regomen Nu	20201231	0.00	94,749,447.00	3544,867,280.00	3450,117,833.00-
25 11 03	Intereses Sobre Cesa	20201331	750,538,535.00-	758,345,259.00	83,858,622.00	76,051,898.00-
25 11 03 11	Intereses Sobre Cesa	20201331	750,538,535.00-	758,345,259.00	83,858,622.00	76,051,898.00-
25 11 04	Vacaciones	20201231	0.00	94,749,447.00	7389,987,201.00	7295,237,754.00-
25 11 04 11	Vacaciones Provision	20201231	0.00	94,749,447.00	7389,987,201.00	7295,237,754.00-
25 11 05	Prima de vacaciones	20201231	0.00	47,431,596.00	3699,429,366.00	3651,997,770.00-
25 11 05 11	Prima de vacaciones	20201231	0.00	47,431,596.00	3699,429,366.00	3651,997,770.00-

De : ENE 1/2020 A : NOV 30/2020

C U E N T A	D E S C R I P C I O N	U L T. M O V.	S A L D O A N T E R I O R	D E B I T O S	C R E D I T O S	N U E V O S A L D O
25 11 06	Prima de servicios	20201331	3380,579,344.00-	7391,716,178.00	6397,290,529.00	2386,153,695.00-
25 11 06 11	Prima de servicios p	20201331	3380,579,344.00-	7391,716,178.00	6397,290,529.00	2386,153,695.00-
25 11 07	Prima de navidad	20201231	0.00	94,749,447.00	7390,137,161.00	7295,387,714.00-
25 11 07 11	Prima de navidad Pro	20201231	0.00	94,749,447.00	7390,137,161.00	7295,387,714.00-
25 11 12	Auxilios Funerarios	20201229	0.00	73,252,261.00	73,252,261.00	0.00
25 11 24	Aportes a cajas de c	20201231	0.00	1,890,200.00	0.00	1,890,200.00
25 12	BENEFICIOS A LOS EMP	20201331	9114,768,820.00-	2330,890,616.00	4160,750,624.00	10944,628,828.00-
25 12 04	Cesantías Retroactiv	20201331	9114,768,820.00-	2330,890,616.00	4160,750,624.00	10944,628,828.00-
25 12 04 01	Cesantías Retroactiv	20201331	9114,768,820.00-	2330,890,616.00	315,630,704.00	7099,508,908.00-
25 12 04 11	Cesantías Retroactiv	20201231	0.00	0.00	3845,119,920.00	3845,119,920.00-
25 14	BENEFICIOS POSEMPLEO	20201331	966664,146,790.00-	114076,360,327.00	56787,941,317.00	909375,727,780.00-
25 14 01	Pensiones De Jubilac	20201231	0.00	56471,175,808.00	56476,287,576.00	5,111,768.00-
25 14 04	Mesadas Pensionales	20201331	60,541,524.00-	0.00	8,746,194.00	69,287,718.00-
25 14 05	Cuotas Partes De Pen	20201229	14,374,295.00-	309,533,649.00	295,863,916.00	704,562.00-
25 14 10	Cálculo Actuarial De	20201331	891867,795,851.00-	56727,869,954.00	7,043,631.00	835146,969,528.00-
25 14 10 01	Calculo Actuarial Pe	20201231	891867,795,851.00-	0.00	0.00	891867,795,851.00-
25 14 10 02	Mesadas Pagadas	20201331	0.00	54828,857,829.00	0.00	54828,857,829.00
25 14 10 03	Subsidio De Libros	20201331	0.00	166,791,080.00	159,628.00	166,631,452.00
25 14 10 04	Incremento Cotizacio	20201331	0.00	1483,305,651.00	6,299,100.00	1477,006,551.00
25 14 10 05	Subsidio Familiar	20201331	0.00	248,915,394.00	584,903.00	248,330,491.00
25 14 12	Cálculo Actuarial Fu	20201331	64827,984,236.00-	271,917,000.00	0.00	64556,067,236.00-
25 14 12 01	Cálculo Actuarial Bo	20201331	64827,984,236.00-	0.00	0.00	64827,984,236.00-
25 14 12 02	Pago Cuotas Bonos Pe	20201331	0.00	271,917,000.00	0.00	271,917,000.00
25 14 14	Cálculo Actuarial De	20201331	9893,450,884.00-	295,863,916.00	0.00	9597,586,968.00-
25 14 14 01	Calculo Actuarial De	20201231	9893,450,884.00-	0.00	0.00	9893,450,884.00-
25 14 14 02	Pago De Cuotas Part	20201331	0.00	295,863,916.00	0.00	295,863,916.00
27	PROVISIONES	20201331	1341,237,722.00-	7022,788,074.00	7153,785,265.00	1472,234,913.00-
27 01	LITIGIOS Y DEMANDAS	20201331	985,798,032.00-	3774,391,534.00	4124,138,267.00	1335,544,765.00-
27 01 01	Civiles	20201331	0.00	207,727,897.00	416,484,150.00	208,756,253.00-
27 01 03	Administrativas	20201331	983,088,748.00-	3371,604,386.00	3491,417,622.00	1102,901,984.00-
27 01 05	Laborales	20201331	2,709,284.00-	195,059,251.00	216,236,495.00	23,886,528.00-
27 90	PROVISIONES DIVERSAS	00000000	355,439,690.00-	3248,396,540.00	3029,646,998.00	136,690,148.00-
27 90 90	OTRAS PROVISIONES DI	00000000	355,439,690.00-	3248,396,540.00	3029,646,998.00	136,690,148.00-
27 90 90 01	PROVISIONES ILUD	00000000	355,439,690.00-	3248,396,540.00	3029,646,998.00	136,690,148.00-
29	OTROS PASIVOS	20201331	17013,935,196.00-	27800,484,949.00	26728,060,286.00	15941,510,533.00-
29 02	RECURSOS RECIBIDOS E	20201302	1708,380,639.00-	2985,380,420.00	5771,011,723.00	4494,011,942.00-
29 02 01	En Administración	20201302	1708,380,639.00-	2985,380,420.00	5771,011,723.00	4494,011,942.00-
29 02 01 03	En administración de	20201302	1706,094,529.00-	2985,380,420.00	5771,011,723.00	4491,725,832.00-
29 02 01 03 01	SALDO INICIAL	20201231	1706,094,529.00-	0.00	0.00	1706,094,529.00-
29 02 01 03 02	INGRESOS RECIBIDOS	20201231	0.00	18,232,938.00	5703,933,471.00	5685,700,533.00-
29 02 01 03 03	RENDIMIENTOS FINANCI	20201231	0.00	0.00	2,036,342.00	2,036,342.00-
29 02 01 03 04	FACTURACION ENTRE PR	20201229	0.00	49,014,733.00	54,067,868.00	5,053,135.00-
29 02 01 03 11	SERVICIOS PERSONALES	20201231	0.00	932,462,120.00	0.00	932,462,120.00
29 02 01 03 12	SERVICIOS PERSONALES	20201231	0.00	924,122,676.00	0.00	924,122,676.00
29 02 01 03 13	GASTOS GENERALES	20201231	0.00	664,229,100.00	8,086,190.00	656,142,910.00
29 02 01 03 14	OTROS GASTOS	20201302	0.00	38,237,121.00	2,607,231.00	35,629,890.00
29 02 01 03 15	BENEFICIO INSTITUCIO	20201231	0.00	353,611,829.00	55,621.00	353,556,208.00
29 02 01 03 90	GASTOS BANCARIOS	20201231	0.00	5,469,903.00	225,000.00	5,244,903.00
29 02 01 04	En administración de	20190716	2,286,110.00-	0.00	0.00	2,286,110.00-
29 02 01 04 01	SALDO INICIAL	20190716	2,286,110.00-	0.00	0.00	2,286,110.00-
29 03	DEPÓSITOS RECIBIDOS	20201231	262,047,661.00-	333,706,318.00	118,863,829.00	47,205,172.00-
29 03 04	Depósitos Sobre Cont	20201231	243,995,993.00-	222,766,669.00	0.00	21,229,324.00-
29 03 90	Otros Depósitos	20201231	18,051,668.00-	110,939,649.00	118,863,829.00	25,975,848.00-
29 03 90 08	Ingresos Para Legali	20201231	17,352,756.00-	110,939,649.00	118,863,829.00	25,276,936.00-

C U E N T A	D E S C R I P C I O N	U L T. M O V.	S A L D O A N T E R I O R	D E B I T O S	C R E D I T O S	N U E V O S A L D O
29 03 90 23	Mayores Valores Cons	20191219	698,912.00-	0.00	0.00	698,912.00-
29 10	INGRESOS RECIBIDOS P	20201331	15043,506,896.00-	24209,481,211.00	20566,267,734.00	11400,293,419.00-
29 10 01	Intereses	20201331	391,946,024.00-	391,946,024.00	0.00	0.00
29 10 01 02	DAVIVIENDA 68614 GRA	20201331	150,050,372.00-	150,050,372.00	0.00	0.00
29 10 01 03	DAVIVIENDA 68618 CUR	20201331	3,139,383.00-	3,139,383.00	0.00	0.00
29 10 01 04	OCCIDENTE CTA 230857	20201331	108,317,337.00-	108,317,337.00	0.00	0.00
29 10 01 05	OCCIDENTE CTA 230858	20201331	58,677,338.00-	58,677,338.00	0.00	0.00
29 10 01 06	OCCIDENTE CTA 230858	20201331	71,761,594.00-	71,761,594.00	0.00	0.00
29 10 26	Servicios educativos	20201231	13081,174,092.00-	21712,341,249.00	20031,460,576.00	11400,293,419.00-
29 10 26 03	Anticipos con otras	20201231	12506,189,239.00-	21711,847,149.00	20030,473,311.00	10824,815,401.00-
29 10 26 03 01	SALDO INICIAL	20201126	12506,189,239.00-	2153,364,759.00	888.00	10352,825,368.00-
29 10 26 03 02	INGRESOS RECIBIDOS	20201231	0.00	1807,929,377.00	19579,792,804.00	17771,863,427.00-
29 10 26 03 03	RENDIMIENTOS FINANCI	20201126	0.00	2,774,130.00	2,271,057.00	503,073.00
29 10 26 03 04	FACTURACION ENTRE PR	20201229	0.00	327,153,746.00	377,805,478.00	50,651,732.00-
29 10 26 03 11	SERVICIOS PERSONALES	20201231	0.00	6047,055,445.00	0.00	6047,055,445.00
29 10 26 03 12	SERVICIOS PERSONALES	20201228	0.00	2225,016,769.00	0.00	2225,016,769.00
29 10 26 03 13	GASTOS GENERALES	20201231	0.00	5943,628,959.00	69,556,120.00	5874,072,839.00
29 10 26 03 14	OTROS GASTOS	20201231	0.00	131,238,664.00	0.00	131,238,664.00
29 10 26 03 15	BENEFICIO INSTITUCIO	20201231	0.00	3052,476,438.00	0.00	3052,476,438.00
29 10 26 03 90	GASTOS BANCARIOS	20201231	0.00	21,208,862.00	1,046,964.00	20,161,898.00
29 10 26 04	Anticipos con otras	20200630	574,984,853.00-	494,100.00	987,265.00	575,478,018.00-
29 10 26 04 01	SALDO INICIAL	20191231	574,984,853.00-	0.00	0.00	574,984,853.00-
29 10 26 04 03	RENDIMIENTOS FINANCI	20200131	0.00	0.00	925,203.00	925,203.00-
29 10 26 04 90	GASTOS BANCARIOS	20200630	0.00	494,100.00	62,062.00	432,038.00
29 10 90	Otros ingresos recib	20201201	1570,386,780.00-	2105,193,938.00	534,807,158.00	0.00
29 19	BONOS PENSIONALES	20200922	0.00	271,917,000.00	271,917,000.00	0.00
29 19 01	Cuotas Partes De Bon	20200922	0.00	271,917,000.00	271,917,000.00	0.00
31	PATRIMONIO DE LAS IN	20201231	2456182,452,506.00-	55,007,925.00	25730,660,383.00	2481858,104,964.00-
31 05	CAPITAL FISCAL	20171231	93821,892,396.00-	0.00	0.00	93821,892,396.00-
31 05 06	Capital Fiscal	20171231	93821,892,396.00-	0.00	0.00	93821,892,396.00-
31 09	RESULTADOS DE EJERCI	20201130	2393750,542,407.00-	55,007,925.00	25730,660,383.00	2419426,194,865.00-
31 09 01	Utilidades O Exceden	20201130	2393750,542,407.00-	55,007,925.00	25730,660,383.00	2419426,194,865.00-
31 09 01 01	RESULTADO POR IMPACT	20190101	2213172,373,394.00-	0.00	0.00	2213172,373,394.00-
31 09 01 02	RESULTADO AÑO 2018	20190101	65555,286,320.00-	0.00	0.00	65555,286,320.00-
31 09 01 03	RESULTADO EJERCICIOS	00000000	97,063,481.00-	55,007,925.00	2151,664,759.00	2193,720,315.00-
31 09 01 04	RESULTADO AÑO 2019	20191331	114925,819,212.00-	0.00	0.00	114925,819,212.00-
31 09 01 05	RESULTADO AVALUU BIE	20201130	0.00	0.00	23578,995,624.00	23578,995,624.00-
31 51	GANANCIAS O PÉRDIDAS	20201231	31389,982,297.00	0.00	0.00	31389,982,297.00
31 51 01	Ganancias O Perdidas	20201231	256314,551,001.00	0.00	0.00	256314,551,001.00
31 51 02	Ganancias O Perdidas	20201231	224924,568,704.00-	0.00	0.00	224924,568,704.00-
41	INGRESOS FISCALES	20201331	0.00	0.00	3077,227,409.00	3077,227,409.00-
41 10	CONTRIBUCIONES TASA	20201331	0.00	0.00	3077,227,409.00	3077,227,409.00-
41 10 27	Estampillas	20201331	0.00	0.00	3077,227,409.00	3077,227,409.00-
41 10 27 01	Estampillas-Proyecto	20201331	0.00	0.00	3077,227,409.00	3077,227,409.00-
41 10 27 01 01	Estampilla Pro Unive	20201331	0.00	0.00	3077,227,409.00	3077,227,409.00-
43	VENTA DE SERVICIOS	20201331	0.00	2886,386,356.00	36179,856,414.00	33293,470,058.00-
43 05	SERVICIOS EDUCATIVOS	20201331	0.00	14,883,851.00	33475,750,022.00	33460,866,171.00-
43 05 13	Educación Formal - S	20201331	0.00	0.00	1670,576,144.00	1670,576,144.00-
43 05 13 02	Superior Formación T	20201331	0.00	0.00	1541,977,944.00	1541,977,944.00-
43 05 13 04	Derechos Academicos	20201331	0.00	0.00	128,598,200.00	128,598,200.00-
43 05 13 04 05	Sistematización	20201331	0.00	0.00	106,423,200.00	106,423,200.00-
43 05 13 04 06	Carnet	20201331	0.00	0.00	22,175,000.00	22,175,000.00-
43 05 14	Educación Formal - S	20201331	0.00	7,487,910.00	9141,854,365.00	9134,366,455.00-

UD 00089999230 -7

Procesado: 2021/05/13-17/59

BALANCE DE PRUEBA - SUB-AUXILIAR

Pag-0013

De : ENE 1/2020 A : NOV 30/2020

C U E N T A	D E S C R I P C I O N	U L T. M O V.	S A L D O A N T E R I O R	D E B I T O S	C R E D I T O S	N U E V O S A L D O
43 05 14 02	Superior Formación P	20201331	0.00	7,302,465.00	7248,651,863.00	7241,349,398.00-
43 05 14 04	Superior Formación P	20201331	0.00	185,445.00	1893,202,502.00	1893,017,057.00-
43 05 14 04 03	Certificados De Nota	20201331	0.00	24,000.00	44,098,452.00	44,074,452.00-
43 05 14 04 05	Sistematizacion	20201331	0.00	0.00	348,823,800.00	348,823,800.00-
43 05 14 04 06	Carnet	20201331	0.00	85,760.00	95,689,820.00	95,604,060.00-
43 05 14 04 07	Constancia De Estudi	20201331	0.00	1,987.00	47,014,148.00	47,012,161.00-
43 05 14 04 08	Derechos De Grado	20201331	0.00	0.00	531,173,500.00	531,173,500.00-
43 05 14 04 09	Copias De Actas De G	20201331	0.00	0.00	6,941,940.00	6,941,940.00-
43 05 14 04 10	Duplicado De Diploma	20201331	0.00	0.00	4,374,500.00	4,374,500.00-
43 05 14 04 11	Programa Apoyo Alime	20201331	0.00	71,049.00	20,427,939.00	20,356,890.00-
43 05 14 04 12	Multas Y Sanciones	20201331	0.00	2,649.00	4,117,803.00	4,115,154.00-
43 05 14 04 13	Formularios De Pregr	20201331	0.00	0.00	790,540,600.00	790,540,600.00-
43 05 15	Educación Formal - S	20201331	0.00	3,745,487.00	13130,349,950.00	13126,604,463.00-
43 05 15 02	Superior Postgrados	20201331	0.00	3,635,087.00	12819,955,152.00	12816,320,065.00-
43 05 15 04	Superior Postgrados	20201331	0.00	110,400.00	310,394,798.00	310,284,398.00-
43 05 15 04 05	Sistematizacion	20201331	0.00	0.00	91,838,600.00	91,838,600.00-
43 05 15 04 06	Carnet	20201331	0.00	0.00	19,106,000.00	19,106,000.00-
43 05 15 04 13	Formularios De Posgr	20201331	0.00	110,400.00	199,450,198.00	199,339,798.00-
43 05 50	Servicios Conexos a	20201331	0.00	3,650,454.00	9532,969,563.00	9529,319,109.00-
43 05 50 01	INGRESOS ILUD - MATR	00000000	0.00	2,476,396.00	5727,522,589.00	5725,046,193.00-
43 05 50 02	INGRESOS ILUD - CERT	20181331	0.00	0.00	9,105,230.00	9,105,230.00-
43 05 50 03	INGRESOS ILUD - EXAM	00000000	0.00	0.00	39,698,210.00	39,698,210.00-
43 05 50 04	INGRESOS ILUD - EXAM	00000000	0.00	0.00	85,908,270.00	85,908,270.00-
43 05 50 10	BENEFICIO INSTITUCIO	20201331	0.00	1,174,058.00	3670,735,264.00	3669,561,206.00-
43 95	DEVOLUCIONES REBAJA	20201331	0.00	2871,502,505.00	2704,106,392.00	167,396,113.00
43 95 01	Servicios Educativos	20201331	0.00	2871,502,505.00	2704,106,392.00	167,396,113.00
43 95 01 13	Educación Formal - S	20201331	0.00	1,148,593.00	0.00	1,148,593.00
43 95 01 13 03	Devolucion Matricula	20201331	0.00	1,148,593.00	0.00	1,148,593.00
43 95 01 14	Educación Formal - S	20201331	0.00	20,929,002.00	0.00	20,929,002.00
43 95 01 14 03	Devolucion Matricula	20201331	0.00	20,617,002.00	0.00	20,617,002.00
43 95 01 14 04	DEVOLUCIONES CERTIFI	20201331	0.00	13,800.00	0.00	13,800.00
43 95 01 14 06	DEVOLUCION SISTEMATI	20201331	0.00	132,400.00	0.00	132,400.00
43 95 01 14 07	DEVOLUCION CARNET	20201331	0.00	27,600.00	0.00	27,600.00
43 95 01 14 08	Devolucion Derechos	20201331	0.00	138,200.00	0.00	138,200.00
43 95 01 15	Educación Formal - S	20201331	0.00	55,669,414.00	0.00	55,669,414.00
43 95 01 15 01	Devolucion Inscripci	20201331	0.00	351,000.00	0.00	351,000.00
43 95 01 15 03	Devolucion Matricula	20201331	0.00	55,318,414.00	0.00	55,318,414.00
43 95 01 50	SERVICIOS CONEXOS A	20201331	0.00	2793,755,496.00	2704,106,392.00	89,649,104.00
43 95 01 50 01	INGRESOS ILUD - MATR	00000000	0.00	2792,139,696.00	2703,066,992.00	89,072,704.00
43 95 01 50 02	INGRESOS ILUD - CERT	00000000	0.00	142,400.00	142,400.00	0.00
43 95 01 50 04	CARNET	20201331	0.00	1,473,400.00	897,000.00	576,400.00
44	TRANSFERENCIAS	20201331	0.00	0.00	60582,577,564.00	60582,577,564.00-
44 28	OTRAS TRANSFERENCIAS	20201331	0.00	0.00	60582,577,564.00	60582,577,564.00-
44 28 02	Para Proyectos De In	20201331	0.00	0.00	6006,067,391.00	6006,067,391.00-
44 28 02 01	Para Proyectos de In	20201331	0.00	0.00	6006,067,391.00	6006,067,391.00-
44 28 03	Para Ingresos De Fun	20201331	0.00	0.00	32975,899,610.00	32975,899,610.00-
44 28 03 01	Ley 30 1992 - Nacio	20201331	0.00	0.00	32975,899,610.00	32975,899,610.00-
44 28 90	OTRAS TRANSFERENCIAS	20201331	0.00	0.00	21600,610,563.00	21600,610,563.00-
44 28 90 01	ESTAMPILLA U DISTRIT	20201331	0.00	0.00	2657,086,643.00	2657,086,643.00-
44 28 90 02	ESTAMPILLA U DISTRIT	20201331	0.00	0.00	12846,505,500.00	12846,505,500.00-
44 28 90 03	ESTAMPILLA UD PASIVO	20201331	0.00	0.00	918,934,645.00	918,934,645.00-
44 28 90 04	ESTAMPILLA UD PASIVO	20201331	0.00	0.00	5178,083,775.00	5178,083,775.00-
47	OPERACIONES INTERINS	20201331	0.00	223,288,652.00	172487,430,924.00	172264,142,272.00-
47 05	FONDOS RECIBIDOS	20201331	0.00	223,288,652.00	172487,430,924.00	172264,142,272.00-

UD 00089999230 -7

Procesado: 2021/05/13-17/59

BALANCE DE PRUEBA - SUB-AUXILIAR

Pag-0014

De : ENE 1/2020 A : NOV 30/2020

C U E N T A	D E S C R I P C I O N	U L T. M O V.	S A L D O A N T E R I O R	D E B I T O S	C R E D I T O S	N U E V O S A L D O
47 05 08	Funcionamiento	20201331	0.00	223,288,652.00	172487,430,924.00	172264,142,272.00-
48	OTROS INGRESOS	20201331	0.00	1406,733,786.00	15399,415,676.00	13992,681,890.00-
48 02	FINANCIEROS	20201331	0.00	1225,137,601.00	9469,729,204.00	8244,591,603.00-
48 02 01	Intereses Sobre Depó	20201331	0.00	23,340,511.00	1005,750,529.00	982,410,018.00-
48 02 01 01	Intereses Cuentas de	20201331	0.00	0.00	751,223,127.00	751,223,127.00-
48 02 01 02	Intereses Sobre CDT	20201331	0.00	0.00	1,196,297.00	1,196,297.00-
48 02 01 03	Intereses Cuentas de	20201331	0.00	0.00	98,609,862.00	98,609,862.00-
48 02 01 04	Intereses Cuenta Aho	20201331	0.00	0.00	47,941,853.00	47,941,853.00-
48 02 01 05	Intereses Recursos m	20201331	0.00	23,340,511.00	106,779,390.00	83,438,879.00-
48 02 13	Intereses CDT	20201331	0.00	26,261,282.00	1376,787,296.00	1350,526,014.00-
48 02 13 01	CDT Recursos Propios	20201331	0.00	26,261,282.00	1376,787,296.00	1350,526,014.00-
48 02 32	Rendimientos Sobre R	20201331	0.00	1175,535,808.00	6944,673,800.00	5769,137,992.00-
48 02 32 01	RENDIMIENTOS ESTAMPI	20201331	0.00	0.00	1314,171,363.00	1314,171,363.00-
48 02 32 02	RENDIMIENTOS ESTAMPI	20201331	0.00	0.00	781,975,849.00	781,975,849.00-
48 02 32 03	RENDIMIENTO ESTAMPIL	20201331	0.00	0.00	3247,629,387.00	3247,629,387.00-
48 02 32 04	RENDIMIENTO ESTAMPIL	20201331	0.00	1175,535,808.00	1600,686,376.00	425,150,568.00-
48 02 32 10	Otros Rendimientos F	20201229	0.00	0.00	210,825.00	210,825.00-
48 02 33	Intereses de mora	20201331	0.00	0.00	2,253,201.00	2,253,201.00-
48 02 90	Otros ingresos finan	20201331	0.00	0.00	140,264,378.00	140,264,378.00-
48 02 90 01	Excedentes Financier	20201331	0.00	0.00	433,480.00	433,480.00-
48 02 90 02	INGRESOS RECUPERACIO	20201331	0.00	0.00	139,830,898.00	139,830,898.00-
48 08	INGRESOS DIVERSOS	20201331	0.00	181,596,185.00	5929,686,472.00	5748,090,287.00-
48 08 17	Arrendamiento Operat	20201331	0.00	0.00	1,273,714.00	1,273,714.00-
48 08 17 01	Arrendamientos Opera	20201331	0.00	0.00	1,273,714.00	1,273,714.00-
48 08 25	Sobrantes	20201331	0.00	0.00	284,782,285.00	284,782,285.00-
48 08 25 02	Bienes Levantamiento	20201331	0.00	0.00	284,782,285.00	284,782,285.00-
48 08 26	Recuperaciones	20201331	0.00	179,782,972.00	5390,880,020.00	5211,097,048.00-
48 08 26 01	Reintegro Iva Ley 30	20201331	0.00	165,671,368.00	2403,515,340.00	2237,843,972.00-
48 08 26 02	Incapacidades	20201331	0.00	14,111,604.00	51,967,466.00	37,855,862.00-
48 08 26 04	Ingresos por Exceden	20201331	0.00	0.00	1271,963,083.00	1271,963,083.00-
48 08 26 05	Ingresos por disminu	20201331	0.00	0.00	272,613,312.00	272,613,312.00-
48 08 26 06	Productos y servicio	20191331	0.00	0.00	1004,716,753.00	1004,716,753.00-
48 08 26 06 01	Ingresos por Product	20191331	0.00	0.00	1004,716,753.00	1004,716,753.00-
48 08 26 08	RECUPERACION CUENTAS	20201331	0.00	0.00	360,202,498.00	360,202,498.00-
48 08 26 09	INGRESOS TASA RETURN	20201331	0.00	0.00	25,901,568.00	25,901,568.00-
48 08 27	Aprovechamientos	20201331	0.00	1,613,213.00	89,484,951.00	87,871,738.00-
48 08 27 02	Otros Ingresos Aprov	20201331	0.00	1,613,213.00	89,484,951.00	87,871,738.00-
48 08 28	Indemnizaciones	20201331	0.00	0.00	5,772,750.00	5,772,750.00-
48 08 37	Ajuste beneficios a	20201331	0.00	0.00	35,722,560.00	35,722,560.00-
48 08 90	Otros Ingresos Diver	20201331	0.00	200,000.00	121,770,192.00	121,570,192.00-
48 08 90 02	Ajuste Aproximacion	20201331	0.00	0.00	7,846.00	7,846.00-
48 08 90 03	Otros	20201331	0.00	200,000.00	7,087,327.00	6,887,327.00-
48 08 90 03 01	OTROS INGRESOS DIVER	20201331	0.00	200,000.00	7,087,307.00	6,887,307.00-
48 08 90 03 02	Bienes IDEXUD	20201331	0.00	0.00	20.00	20.00-
48 08 90 05	Ingresos por Costas	20201331	0.00	0.00	114,596,601.00	114,596,601.00-
48 08 90 06	Ingr aproximación p	20201331	0.00	0.00	78,418.00	78,418.00-
51	DE ADMINISTRACIÓN Y	20201331	0.00	75987,540,704.00	2564,362,149.00	73423,178,555.00
51 01	SUELDOS Y SALARIOS	20201331	0.00	11137,397,289.00	18,266,811.00	11119,130,478.00
51 01 01	Sueldos	20201331	0.00	8698,474,619.00	18,079,321.00	8680,395,298.00
51 01 03	Horas Extras Y Festi	20201331	0.00	46,135,375.00	0.00	46,135,375.00
51 01 05	Gastos De Representa	20201331	0.00	279,494,886.00	0.00	279,494,886.00
51 01 10	Prima Tecnica	20201331	0.00	1632,344,196.00	0.00	1632,344,196.00
51 01 19	Bonificaciones	20201331	0.00	358,704,257.00	0.00	358,704,257.00
51 01 19 01	Bonificacion Por Ser	20201331	0.00	276,675,857.00	0.00	276,675,857.00

C U E N T A	D E S C R I P C I O N	U L T. M O V.	S A L D O A N T E R I O R	D E B I T O S	C R E D I T O S	N U E V O S A L D O
51 01 19 03	Subsidio de Libros	20201331	0.00	82,028,400.00	0.00	82,028,400.00
51 01 23	Auxilio De Transport	20201331	0.00	63,244,356.00	97,000.00	63,147,356.00
51 01 60	Subsidio De Alimenta	20201331	0.00	58,999,600.00	90,490.00	58,909,110.00
51 02	CONTRIBUCIONES IMPUT	20201331	0.00	311,041,351.00	0.00	311,041,351.00
51 02 02	Subsidio Familiar	20201331	0.00	237,789,090.00	0.00	237,789,090.00
51 02 90	Otras Contribuciones	20201331	0.00	73,252,261.00	0.00	73,252,261.00
51 02 90 01	Auxilio Funerario	20201331	0.00	73,252,261.00	0.00	73,252,261.00
51 03	CONTRIBUCIONES EFECT	20201331	0.00	7184,344,509.00	10,219,335.00	7174,125,174.00
51 03 02	Aportes A Cajas De C	20201331	0.00	521,801,500.00	0.00	521,801,500.00
51 03 03	Cotizaciones A Segur	20201331	0.00	986,915,036.00	5,342,487.00	981,572,549.00
51 03 04	Aportes Sindicales	20201331	0.00	253,422,519.00	2,484,348.00	250,938,171.00
51 03 05	Cotizaciones A Riesg	20201331	0.00	58,712,100.00	0.00	58,712,100.00
51 03 07	Cotizaciones A Entid	20201331	0.00	1387,464,820.00	2,392,500.00	1385,072,320.00
51 03 08	Medicina Prepagada	20201331	0.00	3976,028,534.00	0.00	3976,028,534.00
51 04	APORTES SOBRE LA NÓM	20201331	0.00	391,128,200.00	0.00	391,128,200.00
51 04 01	Aportes Al Icbf	20201331	0.00	391,128,200.00	0.00	391,128,200.00
51 07	PRESTACIONES SOCIALE	20201331	0.00	6025,719,562.00	1062,350,622.00	4963,368,940.00
51 07 01	Vacaciones	20201331	0.00	836,282,164.00	0.00	836,282,164.00
51 07 02	Cesantías	20201331	0.00	863,186,876.00	0.00	863,186,876.00
51 07 02 01	Cesantias Regimen Nu	20201331	0.00	342,609,254.00	0.00	342,609,254.00
51 07 02 02	Cesantias Regimen An	20201331	0.00	520,577,622.00	0.00	520,577,622.00
51 07 03	Intereses A Las Cesa	20201331	0.00	8,362,821.00	0.00	8,362,821.00
51 07 04	Prima De Vacaciones	20201331	0.00	514,820,649.00	0.00	514,820,649.00
51 07 05	Prima De Navidad	20201331	0.00	840,304,521.00	0.00	840,304,521.00
51 07 06	Prima De Servicios	20201331	0.00	2174,837,537.00	1062,167,550.00	1112,669,987.00
51 07 07	Bonificación Especia	20201331	0.00	5,515,859.00	0.00	5,515,859.00
51 07 90	Otras Primas	20201331	0.00	747,535,166.00	183,072.00	747,352,094.00
51 07 90 01	Prima Por Antigüedad	20201331	0.00	600,325,599.00	183,072.00	600,142,527.00
51 07 90 02	Prima Secretarial	20201331	0.00	147,209,567.00	0.00	147,209,567.00
51 07 95	Otras Prestaciones S	20201331	0.00	34,873,969.00	0.00	34,873,969.00
51 07 95 01	Quinquenios	20201331	0.00	26,624,681.00	0.00	26,624,681.00
51 07 95 02	Beneficio Permanenci	20201331	0.00	8,249,288.00	0.00	8,249,288.00
51 11	GENERALES	20201331	0.00	50396,856,202.00	1454,993,072.00	48941,863,130.00
51 11 06	Estudios Y Proyectos	20201331	0.00	35,104,881.00	0.00	35,104,881.00
51 11 06 01	Estudios	20201331	0.00	35,104,881.00	0.00	35,104,881.00
51 11 13	Vigilancia Y Segurid	20201331	0.00	7333,937,015.00	0.00	7333,937,015.00
51 11 14	Materiales Y Suminis	20201331	0.00	2097,232,135.00	669,970.00	2096,562,165.00
51 11 14 01	Materiales y Suminis	20201331	0.00	1328,789,705.00	669,970.00	1328,119,735.00
51 11 14 04	Grupo 1-04 Elementos	20201331	0.00	768,442,430.00	0.00	768,442,430.00
51 11 15	Mantenimiento	20201331	0.00	1453,440,673.00	0.00	1453,440,673.00
51 11 17	Servicios Públicos	20201331	0.00	2843,611,023.00	17,913,396.00	2825,697,627.00
51 11 18	Arrendamiento Operat	20201331	0.00	2165,632,445.00	44,802,689.00	2120,829,756.00
51 11 19	Viáticos Y Gastos De	00000000	0.00	12,127,703.00	0.00	12,127,703.00
51 11 20	Publicidad Y Propaga	20201331	0.00	14,025,574.00	0.00	14,025,574.00
51 11 21	Impresos Publicacio	20201331	0.00	365,255,741.00	5,850,000.00	359,405,741.00
51 11 21 01	Suscripciones Y Afil	20201331	0.00	33,991,577.00	0.00	33,991,577.00
51 11 21 02	Impresiones Y Public	20201331	0.00	331,264,164.00	5,850,000.00	325,414,164.00
51 11 23	Comunicaciones Y Tra	20201331	0.00	41,837,521.00	0.00	41,837,521.00
51 11 25	Seguros Generales	20201331	0.00	2471,473,347.00	0.00	2471,473,347.00
51 11 31	Materiales De Educac	20201331	0.00	5,691,750.00	0.00	5,691,750.00
51 11 32	Diseños Y Estudios	00000000	0.00	19,343,027.00	0.00	19,343,027.00
51 11 37	Eventos Culturales	20201331	0.00	51,729,280.00	0.00	51,729,280.00
51 11 37 01	Organizacion de Even	20201331	0.00	49,842,280.00	0.00	49,842,280.00
51 11 37 08	Grupo 1-08 Medallas	20201331	0.00	1,887,000.00	0.00	1,887,000.00
51 11 46	Combustibles Y Lubri	20201331	0.00	29,481,442.00	0.00	29,481,442.00
51 11 46 02	Grupo 1 02 Combustib	20201331	0.00	29,481,442.00	0.00	29,481,442.00

C U E N T A		D E S C R I P C I O N		ULT. MOV.	SALDO ANTERIOR	DEBITOS	CREDITOS	NUEVO SALDO
51 11 49	Servicios De Aseo C	20201331	0.00	3404,909,544.00	0.00	3404,909,544.00		
51 11 51	Gastos Por Control D	20201331	0.00	5,225,000.00	0.00	5,225,000.00		
51 11 51 01	Gastos por Control d	20201331	0.00	5,225,000.00	0.00	5,225,000.00		
51 11 55	Elementos De Aseo L	20201331	0.00	50,293,254.00	0.00	50,293,254.00		
51 11 65	Intangibles	20201331	0.00	901,377,423.00	0.00	901,377,423.00		
51 11 65 01	Renovacion Licencias	20201331	0.00	901,377,423.00	0.00	901,377,423.00		
51 11 79	Honorarios	20201331	0.00	25199,123,022.00	418,021,262.00	24781,101,760.00		
51 11 90	Otros Gastos General	20201331	0.00	1896,004,402.00	967,735,755.00	928,268,647.00		
51 11 90 01	Otros Gastos	20201331	0.00	12,849.00	1,339.00	11,510.00		
51 11 90 03	Grupo 1-03 Medicamen	20201331	0.00	30,887,771.00	0.00	30,887,771.00		
51 11 90 10	Grupo 1-10 Utiles Es	20201331	0.00	220,563,752.00	0.00	220,563,752.00		
51 11 90 50	BENEFICIO INSTITUCIO	00000000	0.00	1644,540,030.00	967,734,416.00	676,805,614.00		
51 20	IMPUESTOS CONTRIBUC	20201331	0.00	541,053,591.00	18,532,309.00	522,521,282.00		
51 20 01	Impuesto Predial Uni	20201331	0.00	469,978,500.00	94,889.00	469,883,611.00		
51 20 11	Impuesto Sobre Vehic	20201331	0.00	1,390,000.00	0.00	1,390,000.00		
51 20 17	Intereses De Mora	20201331	0.00	249.00	0.00	249.00		
51 20 24	Gravamen A Los Movim	00000000	0.00	68,085,780.00	18,437,420.00	49,648,360.00		
51 20 90	Otros Impuestos	00000000	0.00	1,599,062.00	0.00	1,599,062.00		
53	DETERIORO DEPRECIAC	20201331	0.00	5687,808,041.00	3368,632,770.00	2319,175,271.00		
53 47	DETERIORO DE CUENTAS	20201331	0.00	25,756,712.00	8,658,068.00	17,098,644.00		
53 47 13	Deterioro Cuentas po	20201331	0.00	1,064,000.00	0.00	1,064,000.00		
53 47 90	Otras Cuentas Por Co	20201331	0.00	24,692,712.00	8,658,068.00	16,034,644.00		
53 60	DEPRECIACIÓN DE PROP	20201331	0.00	1265,299,750.00	0.00	1265,299,750.00		
53 60 01	Edificaciones	20201331	0.00	1265,299,750.00	0.00	1265,299,750.00		
53 68	PROVISIÓN LITIGIOS Y	20201331	0.00	4396,751,579.00	3359,974,702.00	1036,776,877.00		
53 68 01	Civiles	20201331	0.00	416,484,150.00	207,727,897.00	208,756,253.00		
53 68 03	Administrativas	20201331	0.00	3761,321,650.00	3136,074,704.00	625,246,946.00		
53 68 05	Laborales	20201331	0.00	218,945,779.00	16,172,101.00	202,773,678.00		
58	OTROS GASTOS	20201331	0.00	93,559,324.00	94,986,006.00	1,426,682.00-		
58 02	COMISIONES	20201331	0.00	12,078,841.00	94,744,229.00	82,665,388.00-		
58 02 06	Adquisición De Biene	20201331	0.00	11,998,225.00	94,744,229.00	82,746,004.00-		
58 02 40	Comisiones Servicios	20201331	0.00	80,616.00	0.00	80,616.00		
58 03	Servicios	20201331	0.00	1,610,130.00	4,609.00	1,605,521.00		
58 03 90	Otros Ajustes Por Di	20201331	0.00	1,610,130.00	4,609.00	1,605,521.00		
58 04	FINANCIEROS	20201331	0.00	76,175,700.00	0.00	76,175,700.00		
58 04 23	Perdida por baja de	20201331	0.00	75,430,894.00	0.00	75,430,894.00		
58 04 90	Otros Gastos Financi	00000000	0.00	744,806.00	0.00	744,806.00		
58 90	GASTOS DIVERSOS	20201331	0.00	3,694,653.00	237,168.00	3,457,485.00		
58 90 16	Ajustes O Mermas Sin	20201331	0.00	804,415.00	188,844.00	615,571.00		
58 90 16 01	Ajuste Menores Valor	20201331	0.00	1,431.00	0.00	1,431.00		
58 90 16 02	Ajuste Aproximacion	20201331	0.00	1,359.00	0.00	1,359.00		
58 90 16 03	Ajustes Menores Valo	20201331	0.00	801,625.00	188,844.00	612,781.00		
58 90 25	Multas Y Sanciones	20201331	0.00	828,116.00	0.00	828,116.00		
58 90 90	Otros Gastos Diverso	20201331	0.00	2,062,122.00	48,324.00	2,013,798.00		
58 90 90 01	Otros Gastos	20201331	0.00	2,062,122.00	48,324.00	2,013,798.00		
63	COSTO DE VENTAS DE S	20201331	0.00	158961,080,845.00	234,887,509.00	158726,193,336.00		
63 05	SERVICIOS EDUCATIVOS	20201331	0.00	158961,080,845.00	234,887,509.00	158726,193,336.00		
63 05 07	Educación Formal - S	20201331	0.00	25670,984,232.00	0.00	25670,984,232.00		
63 05 08	Educación Formal - S	20201331	0.00	117942,414,856.00	175,981,338.00	117766,433,518.00		
63 05 09	Educación Formal - S	20201331	0.00	7400,956,394.00	0.00	7400,956,394.00		
63 05 10	EDUCACIÓN FORMAL - I	20201331	0.00	27,053,496.00	0.00	27,053,496.00		
63 05 50	Servicios Conexos A	20201331	0.00	7919,671,867.00	58,906,171.00	7860,765,696.00		

De : ENE 1/2020 A : NOV 30/2020

C U E N T A	D E S C R I P C I O N	U L T . M O V .	S A L D O A N T E R I O R	D E B I T O S	C R E D I T O S	N U E V O S A L D O
72	SERVICIOS EDUCATIVOS	20201331	0.00	173506,002,307.00	173506,002,307.00	0.00
72 07	EDUCACIÓN FORMAL - S	20201331	0.00	28095,197,093.00	28095,197,093.00	0.00
72 07 02	Generales	20201331	0.00	2459,396,961.00	0.00	2459,396,961.00
72 07 02 02	Honorarios	20201331	0.00	2448,775,134.00	0.00	2448,775,134.00
72 07 02 05	Gastos De Desplazami	20201331	0.00	9,000,000.00	0.00	9,000,000.00
72 07 02 10	Otros Costos General	20201331	0.00	1,621,827.00	0.00	1,621,827.00
72 07 02 10 01	Capacitación Docente	20201331	0.00	1,621,827.00	0.00	1,621,827.00
72 07 03	Sueldos Y Salarios	20201331	0.00	15329,949,125.00	4,949,996.00	15324,999,129.00
72 07 03 01	Docentes De Planta T	20201331	0.00	10249,953,042.00	4,949,996.00	10245,003,046.00
72 07 03 01 01	Sueldo Básico Tecno	20201331	0.00	9907,807,546.00	4,949,996.00	9902,857,550.00
72 07 03 01 02	Coordinación Academi	20201331	0.00	36,258,491.00	0.00	36,258,491.00
72 07 03 01 20	Bonificación Por Ser	20201331	0.00	305,887,005.00	0.00	305,887,005.00
72 07 03 03	Docentes Cátedra	20201331	0.00	5079,996,083.00	0.00	5079,996,083.00
72 07 03 03 01	Sueldo Básico	20201331	0.00	5079,996,083.00	0.00	5079,996,083.00
72 07 05	Contribuciones Efect	20201331	0.00	1000,098,648.00	0.00	1000,098,648.00
72 07 05 01	Docentes De Planta T	20201331	0.00	770,605,821.00	0.00	770,605,821.00
72 07 05 01 02	Aporte A Caja De Com	20201331	0.00	82,255,300.00	0.00	82,255,300.00
72 07 05 01 03	Cotización A Segurid	20201331	0.00	264,681,507.00	0.00	264,681,507.00
72 07 05 01 05	Cotización A Riesgos	20201331	0.00	7,830,800.00	0.00	7,830,800.00
72 07 05 01 07	Cotización A Entidad	20201331	0.00	415,838,214.00	0.00	415,838,214.00
72 07 05 03	Docentes Cátedra	20201331	0.00	229,492,827.00	0.00	229,492,827.00
72 07 05 03 02	Aporte A Caja De Com	20201331	0.00	14,511,800.00	0.00	14,511,800.00
72 07 05 03 03	Cotización A Segurid	20201331	0.00	104,515,252.00	0.00	104,515,252.00
72 07 05 03 05	Cotización A Riesgos	20201331	0.00	4,626,300.00	0.00	4,626,300.00
72 07 05 03 07	Cotización A Entidad	20201331	0.00	105,839,475.00	0.00	105,839,475.00
72 07 06	Aportes Sobre La Nóm	20201331	0.00	72,589,700.00	0.00	72,589,700.00
72 07 06 01	Docentes De Planta T	20201331	0.00	46,115,300.00	0.00	46,115,300.00
72 07 06 01 01	Aportes Al Icbf	20201331	0.00	46,115,300.00	0.00	46,115,300.00
72 07 06 03	Docentes Cátedra	20201331	0.00	26,474,400.00	0.00	26,474,400.00
72 07 06 03 01	Aportes Al Icbf	20201331	0.00	26,474,400.00	0.00	26,474,400.00
72 07 09	Prestaciones Sociale	20201331	0.00	7977,735,988.00	1163,836,194.00	6813,899,794.00
72 07 09 01	Docentes De Planta T	20201331	0.00	2692,250,319.00	634,761,575.00	2057,488,744.00
72 07 09 01 01	Vacaciones	20201231	0.00	393,988,221.00	0.00	393,988,221.00
72 07 09 01 02	Cesantias	20201331	0.00	393,988,221.00	0.00	393,988,221.00
72 07 09 01 03	Intereses Sobre Cesa	20201231	0.00	3,939,882.00	0.00	3,939,882.00
72 07 09 01 04	Prima De Vacaciones	20201331	0.00	197,230,600.00	0.00	197,230,600.00
72 07 09 01 05	Prima De Navidad	20201331	0.00	393,988,221.00	0.00	393,988,221.00
72 07 09 01 06	Prima de Servicios	20201331	0.00	1309,115,174.00	634,761,575.00	674,353,599.00
72 07 09 03	Docentes Cátedra	20201331	0.00	5285,485,669.00	529,074,619.00	4756,411,050.00
72 07 09 03 01	Vacaciones	20201331	0.00	1363,590,664.00	94,749,447.00	1268,841,217.00
72 07 09 03 02	Cesantias	20201331	0.00	1522,239,259.00	94,749,447.00	1427,489,812.00
72 07 09 03 03	Intereses Sobre Cesa	20201331	0.00	56,927,679.00	7,895,787.00	49,031,892.00
72 07 09 03 04	Prima De Vacaciones	20201331	0.00	761,077,962.00	47,431,596.00	713,646,366.00
72 07 09 03 05	Prima De Navidad	20201331	0.00	1486,900,657.00	94,749,447.00	1392,151,210.00
72 07 09 03 06	Prima De Servicios	20201231	0.00	94,749,448.00	189,498,895.00	94,749,447.00-
72 07 95	Traslado De Costos (20201331	0.00	1255,426,671.00	26926,410,903.00	25670,984,232.00-
72 07 95 02	Generales	20201331	0.00	1255,426,671.00	3714,823,632.00	2459,396,961.00-
72 07 95 03	Sueldos Y Salarios	20201331	0.00	0.00	15324,999,129.00	15324,999,129.00-
72 07 95 05	CONTRIBUCIONES EFECT	20201331	0.00	0.00	1000,098,648.00	1000,098,648.00-
72 07 95 06	APORTES SOBRE NOMINA	20201331	0.00	0.00	72,589,700.00	72,589,700.00-
72 07 95 09	Prestaciones Sociale	20201331	0.00	0.00	6813,899,794.00	6813,899,794.00-
72 08	GENERALES	20201331	0.00	127587,296,623.00	127587,296,623.00	0.00
72 08 02	Generales	20201331	0.00	13844,641,282.00	397,527,070.00	13447,114,212.00
72 08 02 02	Honorarios	20201331	0.00	10101,199,425.00	359,760,000.00	9741,439,425.00
72 08 02 04	Servicios	20201331	0.00	2488,695,329.00	8,414,567.00	2480,280,762.00

UD 00089999230 -7

Procesado: 2021/05/13-17/59

BALANCE DE PRUEBA - SUB-AUXILIAR

Pag-0018

De : ENE 1/2020 A : NOV 30/2020

C U E N T A	D E S C R I P C I O N	U L T. M O V.	S A L D O A N T E R I O R	D E B I T O S	C R E D I T O S	N U E V O S A L D O
72 08 02 05	Gastos De Desplazami	20201331	0.00	349,420,159.00	21,545,000.00	327,875,159.00
72 08 02 06	Arrendamientos	20201331	0.00	62,138,695.00	0.00	62,138,695.00
72 08 02 09	Gastos de Desarrollo	20201331	0.00	213,763,629.00	5,656,190.00	208,107,439.00
72 08 02 10	Otros Costos General	20201331	0.00	425,112,875.00	2,151,313.00	422,961,562.00
72 08 02 10 01	Capacitación Docente	20201331	0.00	93,103,742.00	2,151,313.00	90,952,429.00
72 08 02 10 02	Aseo Cafeteria y Re	20201331	0.00	6,463,878.00	0.00	6,463,878.00
72 08 02 10 05	Contratos Movilidad	20201331	0.00	303,045,255.00	0.00	303,045,255.00
72 08 02 10 06	Suscripciones Evento	20201331	0.00	22,500,000.00	0.00	22,500,000.00
72 08 02 19	Viaticos	20201331	0.00	204,311,170.00	0.00	204,311,170.00
72 08 02 19 01	Legalizados	20201331	0.00	204,311,170.00	0.00	204,311,170.00
72 08 03	Sueldos Y Salarios	20201331	0.00	60628,089,042.00	46,657,115.00	60581,431,927.00
72 08 03 01	Docentes De Planta T	20201331	0.00	45131,865,872.00	44,893,236.00	45086,972,636.00
72 08 03 01 01	Sueldo Básico	20201331	0.00	43279,448,518.00	44,893,236.00	43234,555,282.00
72 08 03 01 02	Coordinación Academi	20201331	0.00	191,325,967.00	0.00	191,325,967.00
72 08 03 01 19	Puntos Bonificación	20201331	0.00	335,831,635.00	0.00	335,831,635.00
72 08 03 01 20	Bonificación Por Ser	20201331	0.00	1325,259,752.00	0.00	1325,259,752.00
72 08 03 03	Docentes Cátedra	20201331	0.00	15496,223,170.00	1,763,879.00	15494,459,291.00
72 08 03 03 01	Sueldo Básico	20201331	0.00	15496,223,170.00	1,763,879.00	15494,459,291.00
72 08 05	Contribuciones Efect	20201331	0.00	18259,041,385.00	833,708,604.00	17425,332,781.00
72 08 05 01	Docentes De Planta T	20201331	0.00	18259,041,385.00	833,708,604.00	17425,332,781.00
72 08 05 01 02	Aporte A Caja De Com	20201331	0.00	2615,904,700.00	102,629,100.00	2513,275,600.00
72 08 05 01 03	Cotización A Segurid	20201331	0.00	6329,683,306.00	303,134,176.00	6026,549,130.00
72 08 05 01 05	Cotización A Riesgos	20201331	0.00	401,954,800.00	13,221,100.00	388,733,700.00
72 08 05 01 07	Cotización A Entidad	20201331	0.00	8911,498,579.00	414,724,228.00	8496,774,351.00
72 08 06	Aportes Sobre La Nóm	20201331	0.00	3005,042,000.00	76,986,000.00	2928,056,000.00
72 08 06 01	Docentes De Planta T	20201331	0.00	3005,042,000.00	76,986,000.00	2928,056,000.00
72 08 06 01 01	Aportes Al Icbf	20201331	0.00	3005,042,000.00	76,986,000.00	2928,056,000.00
72 08 09	Prestaciones Sociale	20201331	0.00	31674,501,576.00	8290,002,978.00	23384,498,598.00
72 08 09 01	Docentes De Planta T	20201331	0.00	26642,510,445.00	8290,002,978.00	18352,507,467.00
72 08 09 01 01	Vacaciones	20201231	0.00	5009,868,575.00	800,814,384.00	4209,054,191.00
72 08 09 01 02	Cesantias	20201331	0.00	5162,233,284.00	800,814,384.00	4361,418,900.00
72 08 09 01 03	Intereses Sobre Cesa	20201331	0.00	50,097,813.00	9,613,618.00	40,484,195.00
72 08 09 01 04	Prima De Vacaciones	20201331	0.00	2522,941,440.00	400,887,873.00	2122,053,567.00
72 08 09 01 05	Prima De Navidad	20201331	0.00	5042,412,499.00	800,814,384.00	4241,598,115.00
72 08 09 01 06	Prima De Servicios O	20201331	0.00	8837,049,911.00	5477,058,335.00	3359,991,576.00
72 08 09 01 20	Bonificacion por Ser	20201331	0.00	17,906,923.00	0.00	17,906,923.00
72 08 09 03	Docentes Cátedra	20201331	0.00	5031,991,131.00	0.00	5031,991,131.00
72 08 09 03 01	Vacaciones	20201331	0.00	1085,204,236.00	0.00	1085,204,236.00
72 08 09 03 02	Cesantias	20201331	0.00	1574,666,373.00	0.00	1574,666,373.00
72 08 09 03 03	Intereses Sobre Cesa	20201331	0.00	122,033,825.00	0.00	122,033,825.00
72 08 09 03 04	Prima De Vacaciones	20201331	0.00	784,750,480.00	0.00	784,750,480.00
72 08 09 03 05	Prima De Navidad	20201331	0.00	1465,336,217.00	0.00	1465,336,217.00
72 08 95	Traslado De Costos (20201331	0.00	175,981,338.00	117942,414,856.00	117766,433,518.00-
72 08 95 02	Generales	20201331	0.00	4,020,000.00	13451,134,212.00	13447,114,212.00-
72 08 95 03	Sueldos Y Salarios	20201331	0.00	0.00	60581,431,927.00	60581,431,927.00-
72 08 95 05	Contribuciones Efect	20201331	0.00	171,961,338.00	17597,294,119.00	17425,332,781.00-
72 08 95 06	Aportes de Nomina	20201331	0.00	0.00	2928,056,000.00	2928,056,000.00-
72 08 95 09	Prestaciones Sociale	20201331	0.00	0.00	23384,498,598.00	23384,498,598.00-
72 09	EDUCACIÓN FORMAL - S	20201331	0.00	7942,973,764.00	7942,973,764.00	0.00
72 09 02	Generales	20201331	0.00	4471,454,352.00	0.00	4471,454,352.00
72 09 02 02	Honorarios	20201331	0.00	4372,378,693.00	0.00	4372,378,693.00
72 09 02 11	SOSTENIMIENTO BECARI	20201331	0.00	99,075,659.00	0.00	99,075,659.00
72 09 03	Sueldos Y Salarios	20201331	0.00	2096,846,978.00	0.00	2096,846,978.00
72 09 03 03	Docentes Cátedra	20201331	0.00	2096,846,978.00	0.00	2096,846,978.00
72 09 03 03 01	Sueldo Básico	20201331	0.00	2096,846,978.00	0.00	2096,846,978.00
72 09 05	Contribuciones Efect	20201331	0.00	230,104,377.00	0.00	230,104,377.00

UD 00089999230 -7

Procesado: 2021/05/13-17/59

BALANCE DE PRUEBA - SUB-AUXILIAR

Pag-0019

De : ENE 1/2020 A : NOV 30/2020

C U E N T A	D E S C R I P C I O N	U L T. M O V.	S A L D O A N T E R I O R	D E B I T O S	C R E D I T O S	N U E V O S A L D O
72 09 05 01	Docentes De Planta T	20201331	0.00	150,232,374.00	0.00	150,232,374.00
72 09 05 01 02	Aporte A Caja De Com	20201331	0.00	18,204,100.00	0.00	18,204,100.00
72 09 05 01 03	Cotización A Segurid	20201331	0.00	42,668,679.00	0.00	42,668,679.00
72 09 05 01 05	Cotización A Riesgos	20201331	0.00	2,378,300.00	0.00	2,378,300.00
72 09 05 01 07	Cotización A Entidad	20201331	0.00	86,981,295.00	0.00	86,981,295.00
72 09 05 03	Docentes Cátedra	20201331	0.00	79,872,003.00	0.00	79,872,003.00
72 09 05 03 02	Aporte A Caja De Com	20201331	0.00	2,344,900.00	0.00	2,344,900.00
72 09 05 03 03	Cotización A Segurid	20201331	0.00	42,630,628.00	0.00	42,630,628.00
72 09 05 03 05	Cotización A Riesgos	20201331	0.00	1,460,500.00	0.00	1,460,500.00
72 09 05 03 07	Cotización A Entidad	20201331	0.00	33,435,975.00	0.00	33,435,975.00
72 09 06	Aportes Sobre La Nóm	20201331	0.00	22,018,900.00	0.00	22,018,900.00
72 09 06 01	Docentes De Planta T	20201331	0.00	13,654,900.00	0.00	13,654,900.00
72 09 06 01 01	Aportes Al Icbf	20201331	0.00	13,654,900.00	0.00	13,654,900.00
72 09 06 03	Docentes Cátedra	20201331	0.00	8,364,000.00	0.00	8,364,000.00
72 09 06 03 01	Aportes Al Icbf	20201331	0.00	8,364,000.00	0.00	8,364,000.00
72 09 09	Prestaciones Sociale	20201331	0.00	920,107,511.00	339,575,724.00	580,531,787.00
72 09 09 03	Docentes Cátedra	20201331	0.00	920,107,511.00	339,575,724.00	580,531,787.00
72 09 09 03 01	Vacaciones	20201331	0.00	222,020,721.00	94,749,447.00	127,271,274.00
72 09 09 03 02	Cesantias	20201331	0.00	283,957,181.00	94,749,447.00	189,207,734.00
72 09 09 03 03	Intereses Sobre Cesa	20201331	0.00	20,110,533.00	7,895,787.00	12,214,746.00
72 09 09 03 04	Prima De Vacaciones	20201331	0.00	134,791,973.00	47,431,596.00	87,360,377.00
72 09 09 03 05	Prima De Navidad	20201331	0.00	259,227,103.00	94,749,447.00	164,477,656.00
72 09 95	Traslado De Costos (20201331	0.00	202,441,646.00	7603,398,040.00	7400,956,394.00-
72 09 95 02	Generales	20201331	0.00	202,441,646.00	4673,895,998.00	4471,454,352.00-
72 09 95 03	Sueldos Y Salarios	20201331	0.00	0.00	2096,846,978.00	2096,846,978.00-
72 09 95 05	CONTRIBUCIONES EFECT	20201331	0.00	0.00	230,104,377.00	230,104,377.00-
72 09 95 06	APORTES SOBRE NOMINA	20201331	0.00	0.00	22,018,900.00	22,018,900.00-
72 09 95 09	COntribuciones y Afi	20201331	0.00	0.00	580,531,787.00	580,531,787.00-
72 10	EDUCACIÓN FORMAL - I	20201331	0.00	27,053,496.00	27,053,496.00	0.00
72 10 02	Generales	20201331	0.00	27,053,496.00	0.00	27,053,496.00
72 10 02 02	Honorarios	20201331	0.00	27,053,496.00	0.00	27,053,496.00
72 10 95	Traslado de costos (20201331	0.00	0.00	27,053,496.00	27,053,496.00-
72 10 95 02	Generales	20201331	0.00	0.00	27,053,496.00	27,053,496.00-
72 50	SERVICIOS CONEXOS A	20201331	0.00	9853,481,331.00	9853,481,331.00	0.00
72 50 02	SERVICIOS CONEXOS A	20201331	0.00	6699,862,144.00	1889,609,522.00	4810,252,622.00
72 50 02 02	Honorarios	20201331	0.00	3808,987,007.00	1412,216,725.00	2396,770,282.00
72 50 02 04	Servicios	20191331	0.00	62,306,917.00	43,228,727.00	19,078,190.00
72 50 02 06	Arrendamientos	00000000	0.00	2499,865,861.00	434,164,070.00	2065,701,791.00
72 50 02 07	Mantenimiento Y Repa	20201331	0.00	19,258,750.00	0.00	19,258,750.00
72 50 02 10	Otros Costos General	20201331	0.00	309,443,609.00	0.00	309,443,609.00
72 50 02 10 03	Inscripcion Seminari	20201331	0.00	109,427,643.00	0.00	109,427,643.00
72 50 02 10 04	Organización de Even	20201331	0.00	200,015,966.00	0.00	200,015,966.00
72 50 03	Sueldos Y Salarios	20201331	0.00	748,862,253.00	0.00	748,862,253.00
72 50 03 03	Docentes Cátedra	20201331	0.00	748,862,253.00	0.00	748,862,253.00
72 50 09	Prestaciones Sociale	20201331	0.00	426,940,688.00	30,121,970.00	396,818,718.00
72 50 09 01	Docentes De Planta T	20201231	0.00	3,427,824.00	0.00	3,427,824.00
72 50 09 01 13	Prima De Vacaciones	20201231	0.00	3,427,824.00	0.00	3,427,824.00
72 50 09 03	Docentes Cátedra	20201331	0.00	423,512,864.00	30,121,970.00	393,390,894.00
72 50 09 03 13	Prima De Vacaciones	20201331	0.00	52,184,942.00	0.00	52,184,942.00
72 50 09 03 14	Prima De Navidad	20201331	0.00	104,175,211.00	0.00	104,175,211.00
72 50 09 03 17	Vacaciones	20201331	0.00	86,130,725.00	0.00	86,130,725.00
72 50 09 03 24	Cesantias	20201331	0.00	110,193,301.00	0.00	110,193,301.00
72 50 09 03 25	Intereses Sobre Cesa	20201331	0.00	8,489,368.00	0.00	8,489,368.00
72 50 09 03 26	Prima De Servicios	20201331	0.00	62,339,317.00	30,121,970.00	32,217,347.00
72 50 10	Gastos De Personal D	20201331	0.00	1918,910,075.00	14,077,972.00	1904,832,103.00
72 50 10 01	Monitorias	20201331	0.00	1375,229,221.00	11,593,624.00	1363,635,597.00

UD 00089999230 -7

Procesado: 2021/05/13-17/59

BALANCE DE PRUEBA - SUB-AUXILIAR

Pag-0020

De : ENE 1/2020 A : NOV 30/2020

C U E N T A	D E S C R I P C I O N	U L T. M O V.	S A L D O A N T E R I O R	D E B I T O S	C R E D I T O S	N U E V O S A L D O
72 50 10 02	Jurados Internos	20201331	0.00	25,671,596.00	828,116.00	24,843,480.00
72 50 10 03	Servicios Jurados Ex	20201331	0.00	198,025,234.00	828,116.00	197,197,118.00
72 50 10 04	Matriculas de Honor	20201331	0.00	319,984,024.00	828,116.00	319,155,908.00
72 50 95	Traslado De Costos (20201331	0.00	58,906,171.00	7919,671,867.00	7860,765,696.00-
72 50 95 02	Generales	20201331	0.00	58,906,171.00	4869,158,793.00	4810,252,622.00-
72 50 95 03	Sueldos y Salarios	20201331	0.00	0.00	748,862,253.00	748,862,253.00-
72 50 95 09	Prestaciones Sociale	20201331	0.00	0.00	396,818,718.00	396,818,718.00-
72 50 95 10	Gastos de Personal D	20201331	0.00	0.00	1904,832,103.00	1904,832,103.00-
81	ACTIVOS CONTINGENTES	20201231	6,548,000.00	2987,650,918.00	2822,628,946.00	171,569,972.00
81 90	OTROS ACTIVOS CONTIN	20201231	6,548,000.00	2987,650,918.00	2822,628,946.00	171,569,972.00
81 90 90	Otros Activos Contin	20201231	6,548,000.00	2987,650,918.00	2822,628,946.00	171,569,972.00
81 90 90 03	Otros Deudores	20201231	6,548,000.00	0.00	0.00	6,548,000.00
81 90 90 03 12	Pago Extemporaneo Re	20201231	6,548,000.00	0.00	0.00	6,548,000.00
81 90 90 90	Iva Por Reintegrar	20201231	0.00	2987,650,918.00	2822,628,946.00	165,021,972.00
83	DEUDORAS DE CONTROL	20201231	18038,463,424.00	145546,386,251.00	144233,474,768.00	19351,374,907.00
83 01	BIENES Y DERECHOS EN	20201231	16,514,033.00	1143,376,933.00	1102,833,733.00	57,057,233.00
83 01 02	Derechos	20201231	16,514,033.00	1143,376,933.00	1102,833,733.00	57,057,233.00
83 01 02 01	Avances Por Girar	20201231	9,564,033.00	1026,822,331.00	979,329,131.00	57,057,233.00
83 01 02 02	Prestamos Ordinarios	20201221	6,950,000.00	14,350,000.00	21,300,000.00	0.00
83 01 02 03	Prestamo de Vivienda	20201223	0.00	102,204,602.00	102,204,602.00	0.00
83 15	BIENES Y DERECHOS RE	20201104	17034,584,076.00	324,891,972.00	0.00	17359,476,048.00
83 15 10	Propiedades Planta y	20201104	17034,584,076.00	324,891,972.00	0.00	17359,476,048.00
83 15 10 07	Componentes de las P	20201104	17034,584,076.00	324,891,972.00	0.00	17359,476,048.00
83 15 10 07 20	Equipo y Maquinaria	20181231	24,843,151.00	0.00	0.00	24,843,151.00
83 15 10 07 21	Equipo y Maquinaria	20181231	2,670,471.00	0.00	0.00	2,670,471.00
83 15 10 07 22	Instrumentos Musical	20191002	552,663,760.00	0.00	0.00	552,663,760.00
83 15 10 07 23	Equipo de Recreación	20181231	42,907,293.00	0.00	0.00	42,907,293.00
83 15 10 07 24	Equipo y Maquinaria	20181231	14,397,039.00	0.00	0.00	14,397,039.00
83 15 10 07 25	Herramientas y Acces	20190930	241,433,675.00	0.00	0.00	241,433,675.00
83 15 10 07 26	Equipo y Maquinaria	20201014	4852,802,580.00	144,583,830.00	0.00	4997,386,410.00
83 15 10 07 27	Equipos para Medicin	20191212	84,832,405.00	0.00	0.00	84,832,405.00
83 15 10 07 28	Muebles y Enseres	20190930	5015,716,680.00	0.00	0.00	5015,716,680.00
83 15 10 07 29	Equipo y Maquinaria	20200910	142,678,147.00	25,461,870.00	0.00	168,140,017.00
83 15 10 07 30	Equipo y Maquinaria	20200527	1635,996,205.00	198,388.00	0.00	1636,194,593.00
83 15 10 07 31	Equipo y Maquinaria	20200826	2649,661,518.00	9,861,482.00	0.00	2659,523,000.00
83 15 10 07 32	Libros	20181231	1639,830,373.00	0.00	0.00	1639,830,373.00
83 15 10 07 33	Software	20201104	134,150,779.00	144,786,402.00	0.00	278,937,181.00
83 69	DESEMBOLSOS BIENESTA	20190130	804,705,068.00	0.00	0.00	804,705,068.00
83 69 09	Gastos De Viaje	20190130	804,705,068.00	0.00	0.00	804,705,068.00
83 69 09 01	Avance Contrato Estu	20190130	804,705,068.00	0.00	0.00	804,705,068.00
83 70	GASTOS DE INVESTIGAC	20200930	152,938,727.00	1129,827,941.00	152,938,727.00	1129,827,941.00
83 70 90	GASTOS DIVERSOS	20200930	152,938,727.00	1129,827,941.00	152,938,727.00	1129,827,941.00
83 90	OTRAS CUENTAS DEUDOR	20201231	29,721,520.00	142948,289,405.00	142977,702,308.00	308,617.00
83 90 90	Otras Cuentas Deudor	20201231	29,721,520.00	142948,289,405.00	142977,702,308.00	308,617.00
83 90 90 01	Iva Por Reintegrar	20201230	2,251,400.00	359,105.00	2,301,888.00	308,617.00
83 90 90 02	cuenta puente para n	20201231	0.00	142947,930,300.00	142947,930,300.00	0.00
83 90 90 03	AVANCES SOBRE CONVEN	20201130	27,470,120.00	0.00	27,470,120.00	0.00
89	DEUDORAS POR CONTRA	20201231	18045,011,424.00-	4108,171,048.00	5586,104,503.00	19522,944,879.00-
89 05	ACTIVOS CONTINGENTES	20201231	6,548,000.00-	2822,626,580.00	2987,957,169.00	171,878,589.00-
89 05 90	Otros Activos Contin	20201231	6,548,000.00-	2822,626,580.00	2987,957,169.00	171,878,589.00-
89 15	DEUDORAS DE CONTROL	20201231	18038,463,424.00-	1285,544,468.00	2598,147,334.00	19351,066,290.00-
89 15 06	Bienes y derechos re	20201215	17034,584,076.00-	0.00	324,891,972.00	17359,476,048.00-
89 15 25	Bienes Y Derechos En	20201231	16,514,033.00-	1102,833,733.00	1143,376,933.00	57,057,233.00-

De : ENE 1/2020 A : NOV 30/2020

C U E N T A	D E S C R I P C I O N	U L T. M O V.	S A L D O A N T E R I O R	D E B I T O S	C R E D I T O S	N U E V O S A L D O
89 15 69	Desembolsos Bienesta	20190130	804,705,068.00-	0.00	0.00	804,705,068.00-
89 15 70	Gastos de Investigac	20200930	152,938,727.00-	152,938,727.00	1129,827,941.00	1129,827,941.00-
89 15 90	Otras Cuentas Deudor	20201221	29,721,520.00-	29,772,008.00	50,488.00	0.00
91	PASIVOS CONTINGENTES	20201231	59805,953,394.00-	80315,263,571.00	83905,273,948.00	63395,963,771.00-
91 20	LITIGIOS Y MECANISMO	20201230	4556,958,756.00-	13787,637,671.00	14194,063,755.00	4963,384,840.00-
91 20 01	Civiles	20200630	191,819,790.00-	393,013,850.00	201,194,060.00	0.00
91 20 02	Laborales	20201230	356,742,961.00-	1184,947,298.00	1191,475,225.00	363,270,888.00-
91 20 04	Administrativos	20201230	4008,396,005.00-	12209,676,523.00	12801,394,470.00	4600,113,952.00-
91 90	OTRAS RESPONSABILIDA	20201231	55248,994,638.00-	66527,625,900.00	69711,210,193.00	58432,578,931.00-
91 90 90	Otras Responsabilida	20201231	55248,994,638.00-	66527,625,900.00	69711,210,193.00	58432,578,931.00-
91 90 90 10	Contratacion 2018	20201231	0.00	42851,483,256.00	68822,618,870.00	25971,135,614.00-
91 90 90 10 01	Contratos Juridica	20201231	0.00	33839,029,231.00	50480,204,322.00	16641,175,091.00-
91 90 90 10 02	Ordenes de Compra	20201231	0.00	9012,454,025.00	18342,414,548.00	9329,960,523.00-
91 90 90 50	Reservas 2017	20201231	36359,896,140.00-	20653,609,166.00	869,091,323.00	16575,378,297.00-
91 90 90 50 01	Reservas Funcionamie	20201231	7832,640,069.00-	8242,974,719.00	89,017,424.00	321,317,226.00
91 90 90 50 02	Reservas Inversion	20201231	26934,719,611.00-	12410,634,447.00	780,073,899.00	15304,159,063.00-
91 90 90 50 03	Reservas Pensiones	20201231	1592,536,460.00-	0.00	0.00	1592,536,460.00-
91 90 90 60	Pasivos 2016	20201231	18889,098,498.00-	3022,533,478.00	19,500,000.00	15886,065,020.00-
93	ACREEDORAS DE CONTRO	20180830	8,799,999.00-	0.00	0.00	8,799,999.00-
93 06	BIENES RECIBIDOS EN	20180830	8,799,999.00-	0.00	0.00	8,799,999.00-
93 06 17	Propiedades Planta y	20180830	8,799,999.00-	0.00	0.00	8,799,999.00-
93 06 17 01	Grupo 2-21 Equipo Ma	20180830	8,799,999.00-	0.00	0.00	8,799,999.00-
99	ACREEDORAS POR CONTR	20201231	59814,753,393.00	82926,259,950.00	79336,249,573.00	63404,763,770.00
99 05	RESPONSABILIDADES CO	20201231	59805,953,394.00	82926,259,950.00	79336,249,573.00	63395,963,771.00
99 05 05	Litigios Y Mecanismo	20201230	4556,958,756.00	14194,063,755.00	13787,637,671.00	4963,384,840.00
99 05 05 01	Procesos Civiles	20200630	191,819,790.00	201,194,060.00	393,013,850.00	0.00
99 05 05 02	Resp Cont Laborales	20201230	356,742,961.00	1191,475,225.00	1184,947,298.00	363,270,888.00
99 05 05 04	Respon s Cont Admiis	20201230	4008,396,005.00	12801,394,470.00	12209,676,523.00	4600,113,952.00
99 05 90	Otras Responsabilida	20201231	55248,994,638.00	68732,196,195.00	65548,611,902.00	58432,578,931.00
99 05 90 01	Otras Responsabilida	20201231	55248,994,638.00	68732,196,195.00	65548,611,902.00	58432,578,931.00
99 15	ACREEDORAS DE CONTRO	20180830	8,799,999.00	0.00	0.00	8,799,999.00
99 15 02	Bienes Recibidos en	20180830	8,799,999.00	0.00	0.00	8,799,999.00
T O T A L E S ==>			0.00	2219538,125,130.00	2219538,125,130.00	0.00