



UNIVERSIDAD DISTRITAL
FRANCISCO JOSÉ DE CALDAS



INFORMES FINANCIEROS Y CONTABLES MENSUALES **Mayo de 2019**

Universidad Distrital
Francisco José de Caldas
Bogotá D.C., Junio 25, 2019







BOGOTÁ DISTRITO CAPITAL
UNIVERSIDAD DISTRITAL FRANCISCO JOSE DE CALDAS

ESTADO DE SITUACIÓN FINANCIERA

A 31 DE MAYO DEL 2018


(Cifras en Pesos Colombianos sin decimales)


Código	Descripción	Nota	Año 2018	Año 2019
1	ACTIVO		754.242.061.457	3.208.185.315.030
	ACTIVO CORRIENTE		314.459.427.680	280.120.376.438
11	EFFECTIVO Y EQUIVALENTES AL EFFECTIVO		84.690.065.732	39.981.136.760
1110	DEPÓSITOS EN INSTITUCIONES FINANCIERAS		84.690.065.732	39.981.136.760
12	INVERSIONES E INSTRUMENTOS DERIVADOS		38.405.860.512	58.291.249.212
1221	INVERSIONES DE ADMINISTRACIÓN DE LIQUIDEZ A VALOR DE MERCADO (VALOR RAZONABLE) CON CAMBIOS EN EL RESULTADO		38.405.860.512	58.291.249.212
13	CUENTAS POR COBRAR		100.456.993.431	9.372.410.106
1311	CONTRIBUCIONES, TASAS E INGRESOS NO TRIBUTARIOS		58.517.742.782	25.346.206
1317	PRESTACIÓN DE SERVICIOS		340.276.088	274.061.370
1337	TRANSFERENCIAS POR COBRAR		4.398.694	1.760.473
1384	OTRAS CUENTAS POR COBRAR		41.594.575.867	9.071.242.057
14	PRÉSTAMOS POR COBRAR		828.613.456	779.427.462
1415	PRÉSTAMOS CONCEDIDOS		828.613.456	779.427.462
15	INVENTARIOS		76.443.742	3.950.801
1514	MATERIALES Y SUMINISTROS		76.443.742	3.950.801
19	OTROS ACTIVOS		90.001.450.807	171.692.202.097
1902	PLAN DE ACTIVOS PARA BENEFICIOS A LOS EMPLEADOS A LARGO PLAZO		2.004.445.315	1.802.600.211
1904	PLAN DE ACTIVOS PARA BENEFICIOS POSEMPLEO		82.858.002.919	112.715.615.825
1905	BIENES Y SERVICIOS PAGADOS POR ANTICIPADO		680.406.506	889.237.914
1906	AVANCES Y ANTICIPOS ENTREGADOS		2.731.695.942	573.264.536
1908	RECURSOS ENTREGADOS EN ADMINISTRACIÓN		0	55.100.731.777
1909	DEPÓSITOS ENTREGADOS EN GARANTÍA		574.864.811	610.751.834
1970	ACTIVOS INTANGIBLES		7.079.363.685	260.879.048
1975	AMORTIZACIÓN ACUMULADA DE ACTIVOS INTANGIBLES (CR)		-5.927.328.371	-260.879.048
	ACTIVO NO CORRIENTE		439.782.633.778	2.928.064.938.592
16	PROPIEDADES, PLANTA Y EQUIPO		335.418.843.376	274.630.075.872
1605	TERRENOS		93.616.500.670	93.616.500.670
1615	CONSTRUCCIONES EN CURSO		2.872.009.990	2.872.009.990
1635	BIENES MUEBLES EN BODEGA		0	0
1640	EDIFICACIONES		174.394.345.951	170.055.069.234
1655	MAQUINARIA Y EQUIPO		5.871.192.749	675.757.896
1660	EQUIPO MÉDICO Y CIENTÍFICO		60.766.066.395	5.574.677.224
1665	MUEBLES, ENSERES Y EQUIPO DE OFICINA		14.953.905.627	6.039.907.582
1670	EQUIPOS DE COMUNICACIÓN Y COMPUTACIÓN		54.032.356.307	4.431.401.710
1675	EQUIPOS DE TRANSPORTE, TRACCIÓN Y ELEVACIÓN		518.743.199	294.714.234
1680	EQUIPOS DE COMEDOR, COCINA, DESPENSA Y HOTELERÍA		376.689.995	2.531.100
1681	BIENES DE ARTE Y CULTURA		5.309.877.092	9.296.091
1685	DEPRECIACIÓN ACUMULADA DE PROPIEDADES, PLANTA Y EQUIPO (CR)		-77.292.844.599	-8.941.789.859
17	BIENES DE USO PÚBLICO E HISTÓRICOS Y CULTURALES		104.363.790.402	104.363.790.402
1705	BIENES DE USO PÚBLICO EN CONSTRUCCIÓN		4.703.184.968	4.703.184.968
1710	BIENES DE USO PÚBLICO EN SERVICIO (Bibliotecas)		66.137.662.600	66.137.662.600
1715	BIENES HISTÓRICOS Y CULTURALES (Monumentos y otros)		33.522.942.834	33.522.942.834
19	OTROS ACTIVOS		0	2.549.071.072.318
1904	PLAN DE ACTIVOS PARA BENEFICIOS POSEMPLEO		0	2.549.071.072.318


Código	Descripción	Nota	Año 2018	Año 2019
2	PASIVO		875.816.800.949	918.234.119.959
	PASIVO CORRIENTE		875.276.605.042	917.541.144.711
24	CUENTAS POR PAGAR		11.409.011.996	12.737.878.407
2401	ADQUISICIÓN DE BIENES Y SERVICIOS NACIONALES		3.465.306.874	3.226.066.766
2407	RECURSOS A FAVOR DE TERCEROS		4.185.387.713	6.348.224.901
2424	DESCUENTOS DE NÓMINA		1.482.751.403	1.745.577.403
2436	RETENCIÓN EN LA FUENTE E IMPUESTO DE TIMBRE		669.026.680	714.344.736
2440	IMPUESTOS, CONTRIBUCIONES Y TASAS		161.630.700	141.338.529
2460	CRÉDITOS JUDICIALES		14.672.245	0
2490	OTRAS CUENTAS POR PAGAR		1.430.236.381	562.326.072
25	BENEFICIOS A LOS EMPLEADOS		840.428.812.746	886.077.530.983
2511	BENEFICIOS A LOS EMPLEADOS A CORTO PLAZO		15.101.468.358	9.586.917.763
2512	BENEFICIOS A LOS EMPLEADOS A LARGO PLAZO		8.193.004.691	10.238.576.958
2514	BENEFICIOS POSEMPLEO - PENSIONES		817.134.339.697	866.252.036.262
29	OTROS PASIVOS		23.438.780.300	18.725.735.321
2902	RECURSOS RECIBIDOS EN ADMINISTRACIÓN		5.282.096.636	3.834.212.910
2903	DEPÓSITOS RECIBIDOS EN GARANTÍA		4.567.081.735	268.612.263
2910	INGRESOS RECIBIDOS POR ANTICIPADO		13.589.601.929	14.622.910.148
	PASIVO NO CORRIENTE		540.195.907	692.975.248
25	BENEFICIOS A LOS EMPLEADOS		540.195.907	692.975.248
2514	BENEFICIOS POSEMPLEO - PENSIONES		50.375.180	60.541.524
2701	LITIGIOS Y DEMANDAS		489.820.727	632.433.724
3	PATRIMONIO		-121.574.739.492	2.289.951.195.071
31	PATRIMONIO DE LAS INSTITUCIONES DE EDUCACIÓN SUPERIOR PÚBLICAS		-121.574.739.492	2.289.951.195.071
3105	CAPITAL FISCAL		93.821.892.396	93.821.892.396
3109	RESULTADOS DE EJERCICIOS ANTERIORES		515.249.968	2.278.727.659.714
3110	RESULTADO DEL EJERCICIO		21.688.674.421	32.468.097.227
3145	IMPACTOS POR TRANSICIÓN NUEVO MARCO REGULACIÓN		-237.600.556.277	0
3151	GANANCIAS O PÉRDIDAS POR PLANES DE BENEFICIOS		0	-115.066.454.266
	TOTAL PASIVO Y PATRIMONIO		754.242.061.457	3.208.185.315.030


Código	Descripción	Nota	Año 2018	Año 2019
8	CUENTAS DE ORDEN DEUDORAS		0	0
81	ACTIVOS CONTINGENTES		705.349.990.625	46.708.051
8190	OTROS ACTIVOS CONTINGENTES		705.349.990.625	46.708.051
83	DEUDORAS DE CONTROL		6.187.348.121	17.550.445.996
8301	BIENES Y DERECHOS ENTREGADOS EN GARANTÍA		106.499.463	126.054.489
8315	BIENES Y DERECHOS RETIRADOS		5.071.141.776	16.529.355.299
8369	DESEMBOLSOS BIENESTAR UNIVERSITARIO		730.705.068	804.705.068
8390	OTRAS CUENTAS DEUDORAS DE CONTROL		279.001.814	90.331.140
89	DEUDORAS POR CONTRA (CR)		-711.537.338.746	-17.597.154.047
8905	ACTIVOS CONTINGENTES POR CONTRA (CR)		-705.298.899.963	-46.708.051
8915	DEUDORAS DE CONTROL POR CONTRA (CR)		-6.238.438.783	-17.550.445.996
9	CUENTAS DE ORDEN ACREEDORAS		0	0
91	PASIVOS CONTINGENTES		74.569.383.045	62.027.142.722
9120	LITIGIOS Y MECANISMOS ALTERNATIVOS DE SOLUCIÓN DE CONFLICTOS		4.747.565.046	4.203.542.193
9149	OTROS PASIVOS CONTINGENTES		0	0
9190	OTROS PASIVOS CONTINGENTES		69.821.817.999	57.823.600.529
93	ACREEDORAS DE CONTROL		70.512.767.693	8.799.999
9306	BIENES RECIBIDOS EN CUSTODIA		0	8.799.999
9312	LIQUIDACIÓN PROVISIONAL DE BONOS PENSIONALES		59.100.017.878	0
9390	OTRAS CUENTAS ACREEDORAS DE CONTROL		11.412.749.815	0
99	ACREEDORAS POR CONTRA (DB)		-145.082.150.738	-62.035.942.721
9905	PASIVOS CONTINGENTES POR CONTRA (DB)		-74.569.383.045	-62.027.142.722
9915	ACREEDORAS DE CONTROL POR CONTRA (DB)		-70.512.767.693	-8.799.999

Los suscritos Representante Legal, el Vicerrector Administrativo y Financiero, el Jefe de la División de Recursos Financieros y el Jefe de la Sección de Contabilidad de la Universidad Distrital Francisco Jose de Caldas certifican que los saldos contables agregados a 31 de mayo del 2019, fueron tomados fielmente de los libros de contabilidad consolidados de conformidad con la información suministrada por las diferentes áreas académicas y/o administrativas, que la contabilidad se elaboró conforme a la normatividad del Régimen de Contabilidad Pública Actual; y que la información revelada refleja en forma fidedigna la situación financiera, económica, social y ambiental de la Universidad.

CR

 RICARDO GARCÍA DUARTE
 RECTOR

P/P

 EUSEBIO ANTONIO RANGEL ROA
 JEFE DIVISIÓN DE RECURSOS FINANCIEROS

de

 ALVARO ESPINEL ORTEGA
 VICERRECTOR ADMINISTRATIVO Y FINANCIERO

W

 JESÚS ÁLVARO MAHECHA RANGEL
 JEFE SECCIÓN DE CONTABILIDAD



BOGOTÁ DISTRITO CAPITAL
UNIVERSIDAD DISTRITAL FRANCISCO JOSE DE CALDAS

ESTADO DE RESULTADO
A 31 DE MAYO DEL 2019

(Cifras en Pesos Colombianos sin decimales)

Código	Descripción	Nota	Año 2018	Año 2019
INGRESOS OPERACIONALES			113.647.917.748	114.136.956.572
41	INGRESOS FISCALES		14.362.496.919	19.959.023.279
4110	NO TRIBUTARIOS		14.362.496.919	19.959.023.279
43	VENTA DE SERVICIOS		12.485.942.635	14.458.037.397
4305	SERVICIOS EDUCATIVOS		12.516.088.622	14.477.255.098
4395	DEVOLUCIONES, REBAJAS Y DESCUENTOS EN VENTA DE SERVICIOS (DB)		-30.145.987	-19.217.701
44	TRANSFERENCIAS Y SUBVENCIONES		8.807.890.218	12.209.677.577
4428	OTRAS TRANSFERENCIAS		8.807.890.218	12.209.677.577
47	OPERACIONES INTERINSTITUCIONALES		77.991.587.976	67.510.218.319
4705	FONDOS RECIBIDOS		77.991.587.976	67.510.218.319
6	COSTOS DE VENTAS		59.773.817.954	58.200.623.215
63	COSTO DE VENTAS DE SERVICIOS		59.773.817.954	58.200.623.215
6305	SERVICIOS EDUCATIVOS		59.773.817.954	58.200.623.215
5	GASTOS OPERACIONALES		35.547.961.306	26.984.060.179
51	DE ADMINISTRACIÓN Y OPERACIÓN		31.308.683.088	25.548.593.104
5101	SUELDOS Y SALARIOS		4.890.799.474	4.893.053.749
5102	CONTRIBUCIONES IMPUTADAS		123.539.173	158.306.756
5103	CONTRIBUCIONES EFECTIVAS		2.575.890.795	1.901.174.094
5104	APORTES SOBRE LA NÓMINA		205.933.900	121.483.950
5107	PRESTACIONES SOCIALES		3.678.265.074	2.265.628.990
5108	GASTOS DE PERSONAL DIVERSOS		4.698.171.288	0
5111	GENERALES		14.597.042.196	15.707.215.128
5120	IMPUESTOS, CONTRIBUCIONES Y TASAS		539.041.188	501.730.437
53	DETERIORO, DEPRECIACIONES, AMORTIZACIONES Y PROVISIONES		4.239.278.218	1.435.467.075
5360	DEPRECIACIÓN DE PROPIEDADES, PLANTA Y EQUIPO		3.601.836.388	575.136.250
5366	AMORTIZACIÓN DE ACTIVOS INTANGIBLES		146.670.002	0
5368	PROVISIÓN LITIGIOS Y DEMANDAS		490.771.827	860.330.825
EXCEDENTE (DÉFICIT) OPERACIONAL			18.326.138.488	28.952.273.178
4	INGRESOS NO OPERACIONALES		3.855.675.256	4.291.365.062
48	OTROS INGRESOS		3.855.675.256	4.291.365.062
4802	FINANCIEROS		2.838.590.847	1.156.684.545
4808	INGRESOS DIVERSOS		1.017.084.409	2.875.424.734
4830	REVERSIÓN DE LAS PÉRDIDAS POR DETERIORO DE VALOR		0	259.255.783

Código	Descripción	Nota	Año 2018	Año 2019
5	GASTOS NO OPERACIONALES		493.139.323	775.541.013
58	OTROS GASTOS		493.139.323	775.541.013
5802	COMISIONES		0	720.703.289
5804	FINANCIEROS		0	45.009.743
5890	GASTOS DIVERSOS		493.139.323	835.073
5893	DEVOLUCIONES Y DESCUENTOS INGRESOS FISCALES		0	8.992.908
	EXCEDENTE (DÉFICIT) NO OPERACIONAL		21.688.674.421	32.468.097.227
	PARTIDAS EXTRAORDINARIAS		0	0
4810	INGRESOS EXTRAORDINARIOS		0	0
5810	GASTOS EXTRAORDINARIOS		0	0
	EXCEDENTE O DÉFICIT DEL EJERCICIO		21.688.674.421	32.468.097.227

Los suscritos Representante Legal, el Vicerrector Administrativo y Financiero, el Jefe de la División de Recursos Financieros y el Jefe de la Sección de Contabilidad de la Universidad Distrital Francisco Jose de Caldas certifican que los saldos contables agregados a 31 de mayo del 2019, fueron tomados fielmente de los libros de contabilidad consolidados de conformidad con la información suministrada por las diferentes áreas académicas y/o administrativas, que la contabilidad se elaboró conforme a la normatividad del Régimen de Contabilidad Pública Actual; y que la información revelada refleja en forma fidedigna la situación financiera, económica, social y ambiental de la Universidad.

[Handwritten mark]

[Handwritten signature]
 RICARDO GARCÍA DUARTE RECTOR

[Handwritten signature]
 EUSEBIO ANTONIO RANGEL ROA
 JEFE DIVISION DE RECURSOS FINANCIEROS

[Handwritten signature]
 ALVARO ESPINEL ORTEGA
 VICERECTOR ADMINISTRATIVO Y FINANCIERO

[Handwritten signature]
 JESÚS ÁLVARO MAHECHA RANGEL
 JEFE SECCIÓN DE CONTABILIDAD

De : MAY 1/2019 A : MAY 31/2019

CUENTA	DESCRIPCION	ULT. MOV.	SALDO ANTERIOR	DEBITOS	CREDITOS	NUEVO SALDO
11	EFFECTIVO Y EQUIVALEN	20190625	47041,647,690.00	35763,967,479.00	42824,478,409.00	39981,136,760.00
11 10	DEPÓSITOS EN INSTITU	20190625	47041,647,690.00	35763,967,479.00	42824,478,409.00	39981,136,760.00
11 10 05	Cuenta Corriente	20190625	2,137,984.00	13262,770,571.00	13242,081,247.00	22,827,308.00
11 10 05 02	Occidentes 05354-08	20190625	1,204,132.00	13262,770,571.00	13241,147,395.00	22,827,308.00
11 10 05 18	230-08502-9 BCO OCCI	20190509	933,852.00	0.00	933,852.00	0.00
11 10 06	Cuenta De Ahorro	20190621	47039,509,706.00	22501,196,908.00	29582,397,162.00	39958,309,452.00
11 10 06 11	Occidente 814618 Cta	20190621	8479,953,675.00	1323,662,451.00	1,750,025.00	9801,866,101.00
11 10 06 17	Occidente 81462-6 No	20190621	13859,308,570.00	16914,735,597.00	22666,284,347.00	8107,759,820.00
11 10 06 38	Bancoccidente 230-85	20190621	1362,722,109.00	573,218,464.00	1000,000,000.00	935,940,573.00
11 10 06 39	Occidente Inv MEN 88	20190619	17,769,511.00	35,803.00	0.00	17,805,314.00
11 10 06 59	OCCI 230857187CONV P	20190531	1424,062,006.00	40,656,200.00	435,284,844.00	1029,433,362.00
11 10 06 60	OCCID 230-85892-0 SE	20190531	614,304,812.00	16,087,381.00	0.00	630,392,193.00
11 10 06 61	OCCID 230-85893-8 CO	20190531	2201,197,534.00	1900,986,869.00	1642,336,472.00	2459,847,931.00
11 10 06 64	OCCIDENTE 230-864282	20190531	104,000,346.00	32,096.00	102,795,391.00	1,237,051.00
11 10 06 70	Bco Occidente 230-87	20190618	3414,564,255.00	10,135,673.00	0.00	3424,699,928.00
11 10 06 86	Cuenta de ahorro	20190531	10401,080,517.00	1679,888,811.00	2746,021,146.00	9334,948,182.00
11 10 06 86 02	CTA 230 87738 3 C	20190509	12,297,342.00	1,179.00	12,298,521.00	0.00
11 10 06 86 03	CTA 230 87733 4	20190510	141,439,177.00	50,849.00	141,490,026.00	0.00
11 10 06 86 04	CTA 230 87836 5 CO	20190509	18,388,485.00	1,764.00	18,390,249.00	0.00
11 10 06 86 06	CTA 230 87753 2 CO	20190531	147,484.00	12.00	0.00	147,496.00
11 10 06 86 07	230-87986-8 BCO OCCI	20190531	10,424,491.00	4,428.00	0.00	10,428,919.00
11 10 06 86 10	230 88033 8 BCO OCC	20190509	17,298,747.00	1,659.00	17,300,406.00	0.00
11 10 06 86 14	DAVIVIENDA 0092 0079	20190531	3562,581,924.00	1003,688,564.00	460,251,990.00	4106,018,498.00
11 10 06 86 16	DAVIV 0092 0079 8065	20190531	334,624,612.00	799,753.00	0.00	335,424,365.00
11 10 06 86 17	DAVIV AHORROS FONDO	20190531	2630,039,970.00	6,285,796.00	0.00	2636,325,766.00
11 10 06 86 18	DAVIV 0092 0079 8081	20190531	375,328,361.00	266,543,473.00	176,389,009.00	465,482,825.00
11 10 06 86 20	DAVIV 0092 7043 5366	20190531	1,091,242.00	2,608.00	0.00	1,093,850.00
11 10 06 86 22	DAVIV 0092-7044-0218	20190531	862,688,787.00	1,170,665.00	544,166,579.00	319,692,873.00
11 10 06 86 23	OCCIDENTE 23088652 5	20190531	395,341,292.00	779,470.00	21,428,699.00	374,692,063.00
11 10 06 86 26	230-88676-4 BCO OCCI	20190531	14,180,589.00	28,572.00	0.00	14,209,161.00
11 10 06 86 29	CUENTA 0092-0081-699	20190531	207,131,363.00	480,029.00	15,033,275.00	192,578,117.00
11 10 06 86 30	CTA 230-88783-8 BCO	20190509	68,981,512.00	31,360.00	69,012,872.00	0.00
11 10 06 86 31	CTA 230-88786-1 BCO	20190509	14,648,584.00	3,579.00	14,652,163.00	0.00
11 10 06 86 32	CTA AHORRO 230-88806	20190503	913.00	2.00	915.00	0.00
11 10 06 86 33	CTA AHORR 230-88800-	20190531	54,427,839.00	83,708.00	18,110,883.00	36,400,664.00
11 10 06 86 34	CUENTA AHORRO OCCIDE	20190531	1101,947,795.00	191,141,895.00	807,590,977.00	485,498,713.00
11 10 06 86 35	CUENTA AHORRO OCCIDE	20190531	245,691,959.00	136,524,046.00	327,024,825.00	55,191,180.00
11 10 06 86 36	OCCIDENTE CTA AHORRO	20190531	86,373,791.00	174,029.00	0.00	86,547,820.00
11 10 06 86 37	DAVIVIENDA CTA AHORR	20190531	246,004,258.00	18,377.00	102,873,191.00	143,149,444.00
11 10 06 86 38	CTA AHORRO 230-88904	20190531	0.00	72,072,994.00	6,566.00	72,066,428.00
11 10 06 87	Proestampillas UN Pu	20190531	1377,573,512.00	2,775,587.00	0.00	1380,349,099.00
11 10 06 88	Cuenta de ahorro	20190531	3782,972,859.00	38,981,976.00	987,924,937.00	2834,029,898.00
11 10 06 88 01	DAVIVIENDA AHORRO 00	20190531	864,333,807.00	2,223,430.00	16,851,510.00	849,705,727.00
11 10 06 88 02	0092-0079-8099 DAVIV	20190531	2918,639,052.00	36,758,546.00	971,073,427.00	1984,324,171.00
12	INVERSIONES E INSTRU	20190613	58125,095,652.00	166,153,560.00	0.00	58291,249,212.00
12 21	INVERSIONES DE ADMIN	20190613	58125,095,652.00	166,153,560.00	0.00	58291,249,212.00
12 21 02	Certificados De Depò	20190613	40301,317,584.00	166,153,560.00	0.00	40467,471,144.00
12 21 02 01	VALOR NOMINNAL CDT -	20190604	15135,601,587.00	0.00	0.00	15135,601,587.00
12 21 02 02	VALOR NOMINAL CDT -	20190613	20753,445,973.00	0.00	0.00	20753,445,973.00
12 21 02 03	VALOR NOMINAL CDT -	20190613	1635,125,497.00	0.00	0.00	1635,125,497.00
12 21 02 04	VALOR NOMINAL CDT -	20190611	2530,981,250.00	0.00	0.00	2530,981,250.00
12 21 02 97	VALORACION DE CDT	20190613	246,163,277.00	166,153,560.00	0.00	412,316,837.00

De : MAY 1/2019 A : MAY 31/2019

C U E N T A	D E S C R I P C I O N	ULT. MOV.	SALDO ANTERIOR	DEBITOS	CREDITOS	NUEVO SALDO
12 21 02 97 01	RECURSOS PROPIOS	20190604	83,062,805.00	63,870,645.00	0.00	146,933,450.00
12 21 02 97 02	RECURSOS CREE	20190613	135,832,688.00	84,895,430.00	0.00	220,728,118.00
12 21 02 97 03	RECURSOS PRO UNAL	20190613	10,702,005.00	6,688,753.00	0.00	17,390,758.00
12 21 02 97 04	RECURSOS MEN	20190611	16,565,779.00	10,698,732.00	0.00	27,264,511.00
12 21 13	Acciones Ordinarias	20181231	17823,778,068.00	0.00	0.00	17823,778,068.00
12 21 13 01	Acciones Nominales E	20171231	38,488,382.00	0.00	0.00	38,488,382.00
12 21 13 97	Valorizacion Histori	20181231	17785,289,686.00	0.00	0.00	17785,289,686.00
13	CUENTAS POR COBRAR	20190621	9380,626,538.00	16324,792,806.00	16333,009,238.00	9372,410,106.00
13 11	CONTRIBUCIONES TASA	20190617	26,600,336.00	0.00	1,254,130.00	25,346,206.00
13 11 04	Sanciones	20190617	26,600,336.00	0.00	1,254,130.00	25,346,206.00
13 17	PRESTACIÓN DE SERVIC	20190607	277,051,800.00	0.00	2,990,430.00	274,061,370.00
13 17 01	Servicios Educativos	20190607	277,051,800.00	0.00	2,990,430.00	274,061,370.00
13 17 01 04	Educación Formal - S	20190607	277,051,800.00	0.00	2,990,430.00	274,061,370.00
13 17 01 04 01	CXC Postgrado Vr. Hi	20190607	277,051,800.00	0.00	2,990,430.00	274,061,370.00
13 37	TRANSFERENCIAS POR C	20190621	1,760,473.00	16054,907,120.00	16054,907,120.00	1,760,473.00
13 37 12	Otras Transferencias	20190621	1,760,473.00	16054,907,120.00	16054,907,120.00	1,760,473.00
13 37 12 01	Entidades Nacionales	20190607	0.00	3502,211,603.00	3502,211,603.00	0.00
13 37 12 04	Entidades Distritale	20190621	1,760,473.00	12552,695,517.00	12552,695,517.00	1,760,473.00
13 84	OTRAS CUENTAS POR CO	20190621	9075,213,929.00	269,885,686.00	273,857,558.00	9071,242,057.00
13 84 08	Cuotas Partes De Pen	20190430	1373,781,749.00	0.00	0.00	1373,781,749.00
13 84 08 01	Valor Historico Cuot	20190430	1373,781,749.00	0.00	0.00	1373,781,749.00
13 84 13	Devolución Iva Para	20190607	1594,085,059.00	0.00	0.00	1594,085,059.00
13 84 90	Otras Cuentas Por Co	20190621	6107,347,121.00	269,885,686.00	273,857,558.00	6103,375,249.00
13 84 90 01	Saldo Favor Ctas Ban	20181231	175,491,893.00	0.00	0.00	175,491,893.00
13 84 90 02	Cuenta Por Cobrar A	20190607	203,745,066.00	264,282,323.00	201,227,226.00	266,800,163.00
13 84 90 03	Deudores	20190621	90,375,123.00	260,187.00	87,297.00	90,548,013.00
13 84 90 04	Subsidio Familiar	20190621	24,013,679.00	0.00	90,000.00	23,923,679.00
13 84 90 05	Medicina Prepagada	20180420	3,298,627.00	0.00	0.00	3,298,627.00
13 84 90 06	Sueldos Y Primas	20190621	137,283,387.00	0.00	666,340.00	136,617,047.00
13 84 90 07	Mayores Valores Gira	20190123	75,856,395.00	0.00	0.00	75,856,395.00
13 84 90 08	Comisiones Iva Grava	20171231	2,682,895.00	0.00	0.00	2,682,895.00
13 84 90 09	Aj Contra Devol 5%	20171231	322,515.00	0.00	0.00	322,515.00
13 84 90 10	Mayores Valores Paga	20190612	1573,389,244.00	0.00	1,590,266.00	1571,798,978.00
13 84 90 11	Sentencia Mesada 14	20190329	148,138,616.00	0.00	0.00	148,138,616.00
13 84 90 12	Cesantias Pagadas Po	20190101	67,751,641.00	0.00	0.00	67,751,641.00
13 84 90 13	CUENTAS POR COBRAR I	00000000	3594,019,675.00	0.00	70,196,429.00	3523,823,246.00
13 84 90 15	INCAPACIDADES	20190531	10,978,365.00	5,343,176.00	0.00	16,321,541.00
13 84 90 15 02	CUENTAS POR COBRAR A	20190531	10,978,365.00	5,343,176.00	0.00	16,321,541.00
14	PRÉSTAMOS POR COBRAR	20190621	783,933,444.00	3,892,960.00	8,398,942.00	779,427,462.00
14 15	PRÉSTAMOS CONCEDIDOS	20190621	783,933,444.00	3,892,960.00	8,398,942.00	779,427,462.00
14 15 25	Creditos A Empleados	20190621	783,933,444.00	3,892,960.00	8,398,942.00	779,427,462.00
14 15 25 14	Ptamo Ordinario Adti	20190621	47,297,368.00	20,937.00	3,116,124.00	44,202,181.00
14 15 25 14 01	Vr. Historico Ptamo	20190621	47,369,273.00	60.00	3,116,124.00	44,253,209.00
14 15 25 14 97	Deterioro Ptamo Ordi	20190531	71,905.00-	20,877.00	0.00	51,028.00-
14 15 25 66	Ptmos Vivienda Admin	20190621	730,464,757.00	3,872,023.00	5,282,818.00	729,053,962.00
14 15 25 66 01	Vr. Historico Ptmos	20190621	1039,126,803.00	0.00	5,282,818.00	1033,843,985.00
14 15 25 66 97	Deterioro Ptmos Vivi	20190531	308,662,046.00-	3,872,023.00	0.00	304,790,023.00-
14 15 25 77	Ptmos Vivienda Docen	20181001	6,171,319.00	0.00	0.00	6,171,319.00
14 15 25 77 01	Vr. Historico Ptmos	20181001	6,171,319.00	0.00	0.00	6,171,319.00
15	INVENTARIOS	20190531	1.00	344,079,012.00	340,128,212.00	3,950,801.00
15 14	MATERIALES Y SUMINIS	20190531	1.00	344,079,012.00	340,128,212.00	3,950,801.00

De : MAY 1/2019 A : MAY 31/2019

C U E N T A	D E S C R I P C I O N	ULT. MOV.	SALDO ANTERIOR	DEBITOS	CREDITOS	NUEVO SALDO
15 14 15	Materiales para Educ	20190530	0.00	18,836,956.00	18,836,956.00	0.00
15 14 15 01	Grupo 1-10 Útiles Es	20190530	0.00	18,836,956.00	18,836,956.00	0.00
15 14 17	Elementos y Accessori	20190510	0.00	5,598,600.00	5,598,600.00	0.00
15 14 17 01	Elementos de Aseo La	20190510	0.00	5,598,600.00	5,598,600.00	0.00
15 14 21	Dotación a Trabajado	20190531	0.00	3,094,000.00	3,094,000.00	0.00
15 14 21 01	Dotación a Trabajado	20190531	0.00	3,094,000.00	3,094,000.00	0.00
15 14 24	Elementos y Material	20190528	0.00	21,285,527.00	21,285,527.00	0.00
15 14 24 01	Grupo 1-04 Elementos	20190528	0.00	21,285,527.00	21,285,527.00	0.00
15 14 90	Otros Materiales Y S	20190531	1.00	295,263,929.00	291,313,129.00	3,950,801.00
15 14 90 01	Grupo 1-25 Materiale	20190531	1.00	295,263,929.00	291,313,129.00	3,950,801.00
16	PROPIEDADES PLANTA	20190531	273872,656,883.00	1744,892,478.00	987,473,489.00	274630,075,872.00
16 05	TERRENOS	20180802	93616,500,670.00	0.00	0.00	93616,500,670.00
16 05 01	Urbanos	20171331	46916,937,100.00	0.00	0.00	46916,937,100.00
16 05 01 21	Facultad Ingenieria	20171331	19349,020,500.00	0.00	0.00	19349,020,500.00
16 05 01 21 01	Valor Historico	20171231	248,629,822.00	0.00	0.00	248,629,822.00
16 05 01 21 97	Valorizacion Histori	20171331	19100,390,678.00	0.00	0.00	19100,390,678.00
16 05 01 22	Sede Posgrados Cll 3	20171331	887,793,500.00	0.00	0.00	887,793,500.00
16 05 01 22 01	Valor Historico	20171231	90,724,348.00	0.00	0.00	90,724,348.00
16 05 01 22 97	Valorizacion Histori	20171331	797,069,152.00	0.00	0.00	797,069,152.00
16 05 01 23	Facultad Tecnologica	20171331	4479,152,000.00	0.00	0.00	4479,152,000.00
16 05 01 23 01	Valor Historico	20171231	853,362,749.00	0.00	0.00	853,362,749.00
16 05 01 23 97	Valorizacion Histori	20171331	3625,789,251.00	0.00	0.00	3625,789,251.00
16 05 01 26	Macarena B Facultad	20171331	9800,000,000.00	0.00	0.00	9800,000,000.00
16 05 01 26 01	Valor Historico	20171231	331,322,898.00	0.00	0.00	331,322,898.00
16 05 01 26 97	Valorizacion Histori	20171331	9468,677,102.00	0.00	0.00	9468,677,102.00
16 05 01 29	Facultad Artes Asab	20171331	853,600,000.00	0.00	0.00	853,600,000.00
16 05 01 29 01	Valor Historico	20171231	5,217,020.00	0.00	0.00	5,217,020.00
16 05 01 29 97	Valorizacion Histori	20171331	848,382,980.00	0.00	0.00	848,382,980.00
16 05 01 33	Sede Emisora Ud	20171331	447,125,400.00	0.00	0.00	447,125,400.00
16 05 01 33 01	Valor Historico	20171231	44,589,116.00	0.00	0.00	44,589,116.00
16 05 01 33 97	Valorizacion Histori	20171331	402,536,284.00	0.00	0.00	402,536,284.00
16 05 01 34	Facultad Tecnologica	20171331	11100,245,700.00	0.00	0.00	11100,245,700.00
16 05 01 34 01	Valor Historico	20171231	9977,043,197.00	0.00	0.00	9977,043,197.00
16 05 01 34 97	Valorizacion Histori	20171331	1123,202,503.00	0.00	0.00	1123,202,503.00
16 05 02	Rurales	20171331	178,637,500.00	0.00	0.00	178,637,500.00
16 05 02 01	Finca El Tibar Choa	20171331	178,637,500.00	0.00	0.00	178,637,500.00
16 05 02 01 01	Valor Historico	20171331	13,023,608.00	0.00	0.00	13,023,608.00
16 05 02 01 97	Valorizacion Histori	20171331	165,613,892.00	0.00	0.00	165,613,892.00
16 05 05	Terrenos De Propieda	20180802	46520,926,070.00	0.00	0.00	46520,926,070.00
16 05 05 11	Facultad Medio Ambie	20180802	7586,954,970.00	0.00	0.00	7586,954,970.00
16 05 05 11 01	Globo A - Lote San M	20180802	2300,525,577.00	0.00	0.00	2300,525,577.00
16 05 05 11 02	Globo B - Call 14 No	20180802	989,818,000.00	0.00	0.00	989,818,000.00
16 05 05 11 97	Valorizacion Histori	20180802	4296,611,393.00	0.00	0.00	4296,611,393.00
16 05 05 12	Macarena A Facultad	20171331	12686,257,100.00	0.00	0.00	12686,257,100.00
16 05 05 12 01	Valor Historico	20171231	4952,574,900.00	0.00	0.00	4952,574,900.00
16 05 05 12 97	Valorizacion Histori	20171331	7733,682,200.00	0.00	0.00	7733,682,200.00
16 05 05 13	Zona Comunal No.1 Fa	20171331	3636,744,000.00	0.00	0.00	3636,744,000.00
16 05 05 13 01	Valor Historico	20171231	1454,050,800.00	0.00	0.00	1454,050,800.00
16 05 05 13 97	Valorizacion Histori	20171331	2182,693,200.00	0.00	0.00	2182,693,200.00
16 05 05 15	Sede Ciudadela Porve	20180802	22610,970,000.00	0.00	0.00	22610,970,000.00
16 05 05 15 01	Lote 8A - Calle 52 S	20180802	10000,000,000.00	0.00	0.00	10000,000,000.00
16 05 05 15 02	Lote 8B - Calle 52 S	20180802	7098,000,000.00	0.00	0.00	7098,000,000.00
16 05 05 15 97	Valorizacion Histori	20180802	5512,970,000.00	0.00	0.00	5512,970,000.00

De : MAY 1/2019 A : MAY 31/2019

C U E N T A	D E S C R I P C I O N	ULT. MOV.	SALDO ANTERIOR	DEBITOS	CREDITOS	NUEVO SALDO
16 15	CONSTRUCCIONES EN CU	20171331	2872,009,990.00	0.00	0.00	2872,009,990.00
16 15 01	Edificaciones	20171331	2872,009,990.00	0.00	0.00	2872,009,990.00
16 15 01 13	Sede Macarena B	20171331	2872,009,990.00	0.00	0.00	2872,009,990.00
16 35	BIENES MUEBLES EN BO	20190531	0.00	872,446,239.00	872,446,239.00	0.00
16 35 01	Maquinaria Y Equipo	20190531	0.00	862,750.00	862,750.00	0.00
16 35 01 14	Grupo 2-14 Herramientas	20190531	0.00	862,750.00	862,750.00	0.00
16 35 02	Equipo Medico Y Cientifico	20190531	0.00	134,000,000.00	134,000,000.00	0.00
16 35 02 10	Grupo 2-10 Equipo Y	20190531	0.00	134,000,000.00	134,000,000.00	0.00
16 35 04	Equipos De Comunicacion	20190531	0.00	735,542,389.00	735,542,389.00	0.00
16 35 04 07	Grupo 2-07 Equipo Ma	20190531	0.00	3,694,950.00	3,694,950.00	0.00
16 35 04 21	Grupo 2-21 Equipo Y	20190531	0.00	731,847,439.00	731,847,439.00	0.00
16 35 11	Equipos De Comedor	20190510	0.00	2,041,100.00	2,041,100.00	0.00
16 35 11 06	Grupo 2-06 Equipo Y M	20190510	0.00	2,041,100.00	2,041,100.00	0.00
16 40	EDIFICACIONES	20181107	170055,069,234.00	0.00	0.00	170055,069,234.00
16 40 01	Edificios Y Casas	20181107	141693,178,377.00	0.00	0.00	141693,178,377.00
16 40 01 11	Facultad Ingenieria	20171331	40113,681,919.00	0.00	0.00	40113,681,919.00
16 40 01 11 01	Valor Historico	20171231	23383,681,911.00	0.00	0.00	23383,681,911.00
16 40 01 11 97	Valorizacion Historica	20171331	16730,000,008.00	0.00	0.00	16730,000,008.00
16 40 01 12	Sede Posgrados Cll 3	20171331	870,777,800.00	0.00	0.00	870,777,800.00
16 40 01 12 01	Valor Historico	20171231	981,654,443.00	0.00	0.00	981,654,443.00
16 40 01 12 97	Valorizacion Historica	20171331	110,876,643.00	0.00	0.00	110,876,643.00
16 40 01 13	Facultad Tecnologica	20171331	17814,248,000.00	0.00	0.00	17814,248,000.00
16 40 01 13 01	Valor Historico	20171231	9821,511,839.00	0.00	0.00	9821,511,839.00
16 40 01 13 97	Valorizacion Historica	20171331	7992,736,161.00	0.00	0.00	7992,736,161.00
16 40 01 15	Sede Ciudadela Porve	20181107	77947,405,833.00	0.00	0.00	77947,405,833.00
16 40 01 15 01	Valor Historico	20181107	89925,010,768.00	0.00	0.00	89925,010,768.00
16 40 01 15 97	Valorizacion Historica	20180629	11977,604,935.00	0.00	0.00	11977,604,935.00
16 40 01 16	Macarena B Facultad	20171331	4209,661,700.00	0.00	0.00	4209,661,700.00
16 40 01 16 01	Valor Historico	20171231	6887,518,500.00	0.00	0.00	6887,518,500.00
16 40 01 16 97	Valorizacion Historica	20171331	2677,856,800.00	0.00	0.00	2677,856,800.00
16 40 01 17	Finca El Tibar Choa	20171331	33,365,000.00	0.00	0.00	33,365,000.00
16 40 01 17 01	Valor Historico	20171231	25,630,887.00	0.00	0.00	25,630,887.00
16 40 01 17 97	Valorizacion Historica	20171331	7,734,113.00	0.00	0.00	7,734,113.00
16 40 01 18	Sede Emisora Ud	20171331	147,429,600.00	0.00	0.00	147,429,600.00
16 40 01 18 01	Valor Historico	20171231	87,307,360.00	0.00	0.00	87,307,360.00
16 40 01 18 97	Valorizacion Historica	20171331	60,122,240.00	0.00	0.00	60,122,240.00
16 40 01 21	Facultad Artes Asab	20171331	556,608,525.00	0.00	0.00	556,608,525.00
16 40 01 21 01	Valor Historico	20171231	103,574,081.00	0.00	0.00	103,574,081.00
16 40 01 21 97	Valorizacion Historica	20171331	453,034,444.00	0.00	0.00	453,034,444.00
16 40 28	Edificaciones De Pro	20171331	28361,890,857.00	0.00	0.00	28361,890,857.00
16 40 28 11	Facultad Medio Ambie	20171331	8904,602,950.00	0.00	0.00	8904,602,950.00
16 40 28 11 01	Valor Historico	20171231	7536,772,083.00	0.00	0.00	7536,772,083.00
16 40 28 11 97	Valorizacion Historica	20171331	1367,830,867.00	0.00	0.00	1367,830,867.00
16 40 28 12	Macarena A Facultad	20171331	19354,438,907.00	0.00	0.00	19354,438,907.00
16 40 28 12 01	Valor Historico	20171231	24050,538,021.00	0.00	0.00	24050,538,021.00
16 40 28 12 97	Valorizacion Historica	20171331	4696,099,114.00	0.00	0.00	4696,099,114.00
16 40 28 14	Sede B Thomas Jeffer	20171331	102,849,000.00	0.00	0.00	102,849,000.00
16 40 28 14 01	Valor Historico	20171331	102,849,000.00	0.00	0.00	102,849,000.00
16 55	MAQUINARIA Y EQUIPO	20190531	674,895,146.00	862,750.00	0.00	675,757,896.00
16 55 01	Equipo De Construccion	20190227	304,766,293.00	0.00	0.00	304,766,293.00
16 55 01 08	Grupo 2-08 Equipos Y	20190227	304,766,293.00	0.00	0.00	304,766,293.00
16 55 05	Equipo De Musica	20181231	79,603,631.00	0.00	0.00	79,603,631.00
16 55 05 02	Grupo 2-02 Discoteca	20181231	79,603,631.00	0.00	0.00	79,603,631.00
16 55 06	Equipo De Recreacion	20181231	283,516,471.00	0.00	0.00	283,516,471.00

De : MAY 1/2019 A : MAY 31/2019

C U E N T A	D E S C R I P C I O N	U L T. M O V.	S A L D O A N T E R I O R	D E B I T O S	C R E D I T O S	N U E V O S A L D O
16 55 06 09	Grupo 2-09 Maquinari	20181231	283,516,471.00	0.00	0.00	283,516,471.00
16 55 11	Herramientas Y Acces	20190531	7,008,751.00	862,750.00	0.00	7,871,501.00
16 55 11 14	Grupo 2-14 Herramien	20190531	7,008,751.00	862,750.00	0.00	7,871,501.00
16 60	EQUIPO MÉDICO Y CIEN	20190514	5440,677,224.00	134,000,000.00	0.00	5574,677,224.00
16 60 02	Equipo De Laboratori	20190514	5440,449,424.00	134,000,000.00	0.00	5574,449,424.00
16 60 02 10	Grupo 2-10 Maquinari	20190514	5440,449,424.00	134,000,000.00	0.00	5574,449,424.00
16 60 90	Otro Equipo Medico Y	20181231	227,800.00	0.00	0.00	227,800.00
16 60 90 01	Grupo 2-11 Elementos	20181231	227,800.00	0.00	0.00	227,800.00
16 65	MUEBLES ENSERES Y E	20190412	6039,907,582.00	0.00	0.00	6039,907,582.00
16 65 01	Muebles Y Enseres	20190412	1064,372,600.00	0.00	0.00	1064,372,600.00
16 65 01 18	Grupo 2-18 Mobiliari	20190412	1064,372,600.00	0.00	0.00	1064,372,600.00
16 65 02	Equipo Y Máquina De	20190403	4974,548,482.00	0.00	0.00	4974,548,482.00
16 65 02 12	Grupo 2-12 Equipo Ma	20190403	4974,548,482.00	0.00	0.00	4974,548,482.00
16 65 90	Otros Muebles Enser	20181231	986,500.00	0.00	0.00	986,500.00
16 65 90 21	Elementos De Arte	20181231	986,500.00	0.00	0.00	986,500.00
16 70	EQUIPOS DE COMUNICAC	20190531	3695,859,321.00	735,542,389.00	0.00	4431,401,710.00
16 70 01	Equipo De Comunicaci	20190531	1763,592,567.00	3,694,950.00	0.00	1767,287,517.00
16 70 01 07	Grupo 2-07 Equipo Ma	20190531	1763,592,567.00	3,694,950.00	0.00	1767,287,517.00
16 70 02	Equipo De Computació	20190531	1932,266,754.00	731,847,439.00	0.00	2664,114,193.00
16 70 02 21	Grupo 2-21 Equipo Ma	20190531	1932,266,754.00	731,847,439.00	0.00	2664,114,193.00
16 75	EQUIPOS DE TRANSPORT	20181231	294,714,234.00	0.00	0.00	294,714,234.00
16 75 02	Terrestre	20181231	294,714,234.00	0.00	0.00	294,714,234.00
16 75 02 13	Grupo 2-13 Equipo Ma	20181231	294,714,234.00	0.00	0.00	294,714,234.00
16 80	EQUIPOS DE COMEDOR	20190510	490,000.00	2,041,100.00	0.00	2,531,100.00
16 80 02	Equipo De Restaurant	20190510	490,000.00	2,041,100.00	0.00	2,531,100.00
16 80 02 06	Grupo 2-06 Equipo Y	20190510	490,000.00	2,041,100.00	0.00	2,531,100.00
16 81	BIENES DE ARTE Y CUL	20181231	9,296,091.00	0.00	0.00	9,296,091.00
16 81 07	Libros Y Publicacion	20181231	9,296,091.00	0.00	0.00	9,296,091.00
16 81 07 16	Grupo 2-16 Libros Y	20181231	9,296,091.00	0.00	0.00	9,296,091.00
16 85	DEPRECIACIÓN ACUMULA	20190531	8826,762,609.00-	0.00	115,027,250.00	8941,789,859.00-
16 85 01	Edificaciones	20190531	1876,961,904.00-	0.00	115,027,250.00	1991,989,154.00-
16 85 01 01	Facultad Ingenieria	20190531	453,029,327.00-	0.00	28,314,333.00	481,343,660.00-
16 85 01 02	Sede Posgrados Cll 3	20190531	12,848,992.00-	0.00	803,062.00	13,652,054.00-
16 85 01 03	Facultad Tecnologica	20190531	210,663,713.00-	0.00	13,166,482.00	223,830,195.00-
16 85 01 04	Macarena B Facultad	20190531	51,610,638.00-	0.00	3,225,665.00	54,836,303.00-
16 85 01 05	Finca El Tibar Choac	20190531	786,163.00-	0.00	49,135.00	835,298.00-
16 85 01 06	Facultad Artes Asab	20190531	8,028,227.00-	0.00	501,764.00	8,529,991.00-
16 85 01 07	Sede Emisora Ud	20190531	2,103,391.00-	0.00	131,462.00	2,234,853.00-
16 85 01 08	Sede Ciudadela Porve	20190531	774,958,396.00-	0.00	46,152,031.00	821,110,427.00-
16 85 01 09	Facultad Medio Ambie	20190531	104,218,160.00-	0.00	6,513,635.00	110,731,795.00-
16 85 01 10	Macarena A Facultad	20190531	252,239,218.00-	0.00	15,764,951.00	268,004,169.00-
16 85 01 11	Sede B Thomas Jeffer	20190531	6,475,679.00-	0.00	404,730.00	6,880,409.00-
16 85 04	Maquinaria Y Equipo	20181231	295,422,106.00-	0.00	0.00	295,422,106.00-
16 85 04 02	Grupo 2-02 Discoteca	20181231	255,836,404.00-	0.00	0.00	255,836,404.00-
16 85 04 08	Grupo 2-08 Equipos y	20181231	12,641,995.00-	0.00	0.00	12,641,995.00-
16 85 04 09	Grupo 2-09 Maquinari	20181231	20,196,058.00-	0.00	0.00	20,196,058.00-
16 85 04 14	Grupo 2-14 Herramien	20181231	6,747,649.00-	0.00	0.00	6,747,649.00-
16 85 05	Equipo Medico Y Cien	20181231	2812,735,893.00-	0.00	0.00	2812,735,893.00-
16 85 05 10	Grupo 2-10 Maquinari	20181231	2782,959,809.00-	0.00	0.00	2782,959,809.00-
16 85 05 11	Grupo 2-11 Elementos	20181231	29,776,084.00-	0.00	0.00	29,776,084.00-
16 85 06	Muebles Enseres Y E	20181231	659,281,509.00-	0.00	0.00	659,281,509.00-
16 85 06 12	Grupo 2-12 Equipo Ma	20181231	69,037,335.00-	0.00	0.00	69,037,335.00-
16 85 06 18	Grupo 2-18 Mobiliari	20181231	590,244,174.00-	0.00	0.00	590,244,174.00-
16 85 07	Equipos De Comunicac	20181231	3173,838,054.00-	0.00	0.00	3173,838,054.00-

De : MAY 1/2019 A : MAY 31/2019

C U E N T A	D E S C R I P C I O N	ULT. MOV.	SALDO ANTERIOR	DEBITOS	CREDITOS	NUEVO SALDO
16 85 07 07	Grupo 2-07 Equipo Ma	20181231	1065,386,892.00-	0.00	0.00	1065,386,892.00-
16 85 07 21	Grupo 2-21 Equipo Ma	20181231	2108,451,162.00-	0.00	0.00	2108,451,162.00-
16 85 08	Equipos De Transport	20181231	8,033,143.00-	0.00	0.00	8,033,143.00-
16 85 08 13	Grupo 2-13 Equipo Ma	20181231	8,033,143.00-	0.00	0.00	8,033,143.00-
16 85 09	Equipos De Comedor	20180928	490,000.00-	0.00	0.00	490,000.00-
16 85 09 06	Grupo 2-06 Equipo y	20180928	490,000.00-	0.00	0.00	490,000.00-
17	BIENES DE USO PÚBLIC	20190329	104363,790,402.00	0.00	0.00	104363,790,402.00
17 05	BIENES DE USO PÚBLIC	20180322	4703,184,968.00	0.00	0.00	4703,184,968.00
17 05 10	Bibliotecas	20180322	4703,184,968.00	0.00	0.00	4703,184,968.00
17 05 10 01	Segunda Etapa Biblio	20180322	4703,184,968.00	0.00	0.00	4703,184,968.00
17 10	BIENES DE USO PÚBLIC	20190329	66137,662,600.00	0.00	0.00	66137,662,600.00
17 10 10	Bibliotecas	20190329	33102,324,600.00	0.00	0.00	33102,324,600.00
17 10 10 01	Centro Cultural Ramó	20190329	33102,324,600.00	0.00	0.00	33102,324,600.00
17 10 10 01 02	Construcción	20171231	29788,141,975.00	0.00	0.00	29788,141,975.00
17 10 10 01 97	Valorización Histori	20190329	3314,182,625.00	0.00	0.00	3314,182,625.00
17 10 14	Terrenos	20190329	33035,338,000.00	0.00	0.00	33035,338,000.00
17 10 14 01	Centro Cultural Bibl	20190329	33035,338,000.00	0.00	0.00	33035,338,000.00
17 10 14 01 01	Valor Histórico	20190329	7613,741,800.00	0.00	0.00	7613,741,800.00
17 10 14 01 97	Valorización Terreno	20190329	25421,596,200.00	0.00	0.00	25421,596,200.00
17 15	BIENES HISTÓRICOS Y	20180510	33522,942,834.00	0.00	0.00	33522,942,834.00
17 15 01	Monumentos	20180510	29660,386,800.00	0.00	0.00	29660,386,800.00
17 15 01 01	Asab Palacio La Merc	20180510	29660,386,800.00	0.00	0.00	29660,386,800.00
17 15 01 01 01	Terreno	20171231	1151,659,110.00	0.00	0.00	1151,659,110.00
17 15 01 01 02	Construcción	20171231	2360,929,204.00	0.00	0.00	2360,929,204.00
17 15 01 01 03	Mejora - Obra Recupe	20180510	1959,228,743.00	0.00	0.00	1959,228,743.00
17 15 01 01 97	Valorización Histori	20171331	24188,569,743.00	0.00	0.00	24188,569,743.00
17 15 90	Otros Bienes Històri	20171331	3862,556,034.00	0.00	0.00	3862,556,034.00
17 15 90 01	Sotanos Av Jimenez	20171331	3862,556,034.00	0.00	0.00	3862,556,034.00
17 15 90 01 01	Terreno	20171231	77,034,266.00	0.00	0.00	77,034,266.00
17 15 90 01 02	Construcción	20171231	431,050,410.00	0.00	0.00	431,050,410.00
17 15 90 01 97	Valorización Histori	20171331	3354,471,358.00	0.00	0.00	3354,471,358.00
19	OTROS ACTIVOS	20190625	2715050,978,401.00	7387,516,539.00	1675,220,525.00	2720763,274,415.00
19 02	PLAN DE ACTIVOS PARA	20190619	1786,149,875.00	16,450,336.00	0.00	1802,600,211.00
19 02 01	Efectivo Y Equivalen	20190619	549,465,914.00	11,262,742.00	0.00	560,728,656.00
19 02 01 01	Banco Occid 81451-9	20190619	549,465,914.00	11,262,742.00	0.00	560,728,656.00
19 02 03	Inversiones	20190604	1236,683,961.00	5,187,594.00	0.00	1241,871,555.00
19 02 03 01	CDT Fondo Prestamos	20190604	1227,145,482.00	0.00	0.00	1227,145,482.00
19 02 03 97	Valorización CDT Fon	20190604	9,538,479.00	5,187,594.00	0.00	14,726,073.00
19 04	PLAN DE ACTIVOS PARA	20190604	2659959,656,585.00	2369,757,582.00	542,726,024.00	2661786,688,143.00
19 04 01	Efectivo Y Equivalen	20190531	47,895,808.00	406,633.00	0.00	48,302,441.00
19 04 01 01	Banco De Occidente F	20190531	47,895,808.00	406,633.00	0.00	48,302,441.00
19 04 02	Recursos Entregados	20190531	102488,753,596.00	2334,316,015.00	542,726,024.00	104280,343,587.00
19 04 02 01	Estampilla Ud 1.0	20190531	77354,156,276.00	340,908,372.00	0.00	77695,064,648.00
19 04 02 02	Estampilla Ud 1.1%	20190531	5786,496,079.00	1174,296,200.00	175,163,803.00	6785,628,476.00
19 04 02 03	Rendimiento Estampil	20190531	19253,260,180.00	774,150,024.00	350,019,116.00	19677,391,088.00
19 04 02 04	Rendimientos Estampi	20190531	94,841,061.00	44,961,419.00	17,543,105.00	122,259,375.00
19 04 03	Inversiones	20190604	8351,934,863.00	35,034,934.00	0.00	8386,969,797.00
19 04 03 01	Valor Nominal CDT Pe	20190604	5848,848,362.00	0.00	0.00	5848,848,362.00
19 04 03 03	CDT Bancolombia fond	20190604	2439,000,000.00	0.00	0.00	2439,000,000.00
19 04 03 97	Valorización CDT Pen	20190604	64,086,501.00	35,034,934.00	0.00	99,121,435.00
19 04 08	DERECHOS POR COBRAR	20181231	2549071,072,318.00	0.00	0.00	2549071,072,318.00
19 04 08 01	Concurrencia Ministe	20181231	462289,382,548.00	0.00	0.00	462289,382,548.00

De : MAY 1/2019 A : MAY 31/2019

C U E N T A	D E S C R I P C I O N	U L T. M O V.	S A L D O A N T E R I O R	D E B I T O S	C R E D I T O S	N U E V O S A L D O
19 04 08 02	Concurrencia Secreta	20181231	2086781,689,770.00	0.00	0.00	2086781,689,770.00
19 05	BIENES Y SERVICIOS P	20190531	1026,281,418.00	67,925,932.00	204,969,436.00	889,237,914.00
19 05 01	Seguros	20190531	732,921,060.00	0.00	137,043,504.00	595,877,556.00
19 05 01 02	Seguros Pagados Por	20190531	732,921,060.00	0.00	137,043,504.00	595,877,556.00
19 05 05	Impresos Publicacio	20190530	293,360,358.00	67,925,932.00	67,925,932.00	293,360,358.00
19 05 05 01	Impresos Y Publicaci	20190530	293,360,358.00	67,925,932.00	67,925,932.00	293,360,358.00
19 06	AVANCES Y ANTICIPOS	20190625	502,561,357.00	329,947,619.00	259,244,440.00	573,264,536.00
19 06 03	Avances Para Viático	20190618	286,107,537.00	36,918,630.00	56,603,849.00	266,422,318.00
19 06 03 01	Avances Para Viático	20171231	621,644.00	0.00	0.00	621,644.00
19 06 03 02	Avance Estudios Doce	20190618	285,485,893.00	36,918,630.00	56,603,849.00	265,800,674.00
19 06 04	Anticipo para Adquis	20190625	216,453,820.00	293,028,989.00	202,640,591.00	306,842,218.00
19 06 04 03	Otros Avances Y Anti	20190625	155,505,242.00	293,028,989.00	202,640,591.00	245,893,640.00
19 06 04 04	Avance Adquisicion B	20181221	48,868,597.00	0.00	0.00	48,868,597.00
19 06 04 05	Depositos Entregados	20190619	12,079,981.00	0.00	0.00	12,079,981.00
19 08	RECURSOS ENTREGADOS	20190531	51165,577,332.00	4467,003,721.00	531,849,276.00	55100,731,777.00
19 08 01	En Administración	20190531	51165,577,332.00	4467,003,721.00	531,849,276.00	55100,731,777.00
19 08 01 01	Recaudo Estampilla U	20190531	37662,685,239.00	4042,903,217.00	344,335,597.00	41361,252,859.00
19 08 01 01 01	Estampilla UD 1%	20190531	24383,144,028.00	1107,162,717.00	0.00	25490,306,745.00
19 08 01 01 02	Estampilla UD 1.1%	20190531	13279,541,211.00	2935,740,500.00	344,335,597.00	15870,946,114.00
19 08 01 02	Rendimientos Fros Es	20190531	13502,892,093.00	424,100,504.00	187,513,679.00	13739,478,918.00
19 08 01 02 01	Rendimientos Fros Es	20190531	13278,364,355.00	319,665,529.00	147,040,003.00	13450,989,881.00
19 08 01 02 02	Rendimientos Fros Es	20190531	224,527,738.00	104,434,975.00	40,473,676.00	288,489,037.00
19 09	DEPÓSITOS ENTREGADOS	20190322	610,751,834.00	0.00	0.00	610,751,834.00
19 09 02	Para Bienes	20190322	35,887,023.00	0.00	0.00	35,887,023.00
19 09 03	Depósitos Judiciales	20171231	574,864,811.00	0.00	0.00	574,864,811.00
19 70	ACTIVOS INTANGIBLES	20190530	260,879,048.00	136,431,349.00	136,431,349.00	260,879,048.00
19 70 07	Licencias	20190530	66,866,405.00	136,431,349.00	136,431,349.00	66,866,405.00
19 70 07 01	Renovaciones de Lice	20190530	66,866,405.00	136,431,349.00	136,431,349.00	66,866,405.00
19 70 08	Softwares	20181231	194,012,643.00	0.00	0.00	194,012,643.00
19 70 08 22	Grupo 2-22 Dev Softw	20181231	194,012,643.00	0.00	0.00	194,012,643.00
19 75	AMORTIZACIÓN ACUMULA	20180928	260,879,048.00-	0.00	0.00	260,879,048.00-
19 75 08	Softwares	20180928	260,879,048.00-	0.00	0.00	260,879,048.00-
19 75 08 01	Grupo 2-22 Devolutiv	20180928	260,879,048.00-	0.00	0.00	260,879,048.00-
24	CUENTAS POR PAGAR	20190629	10660,546,119.00-	24781,557,529.00	26858,889,817.00	12737,878,407.00-
24 01	ADQUISICIÓN DE BIENE	20190625	2411,519,735.00-	2504,470,913.00	3319,017,944.00	3226,066,766.00-
24 01 01	Bienes Y Servicios	20190625	2411,519,735.00-	2504,470,913.00	3319,017,944.00	3226,066,766.00-
24 01 01 01	Adquisicion De Biene	20190625	69,029,112.00-	859,740,948.00	945,583,621.00	154,871,785.00-
24 01 01 02	Adquisicion de Servi	20190621	0.00	782,464,482.00	959,445,479.00	176,980,997.00-
24 01 01 90	Entradas de Almacen	20190625	2342,490,623.00-	862,265,483.00	1413,988,844.00	2894,213,984.00-
24 07	RECURSOS A FAVOR DE	20190625	5006,730,431.00-	5234,299,054.00	6575,793,524.00	6348,224,901.00-
24 07 20	Recaudos Por Clasifi	00000000	40,243,528.00-	0.00	224,883,670.00	265,127,198.00-
24 07 20 03	Consignaciones Por I	00000000	40,243,528.00-	0.00	224,883,670.00	265,127,198.00-
24 07 26	Rendimientos Financi	20190604	3148,267,144.00-	0.00	43,222,355.00	3191,489,499.00-
24 07 26 23	Intereses Cdt Pensio	20190604	2293,040,943.00-	0.00	35,034,934.00	2328,075,877.00-
24 07 26 25	Intereses Cdt Presta	20190604	660,675,903.00-	0.00	5,187,594.00	665,863,497.00-
24 07 26 26	Cta Ahorro Estruc Pe	20190531	194,550,298.00-	0.00	2,999,827.00	197,550,125.00-
24 07 90	Otros Recursos A Fav	20190625	1818,219,759.00-	5234,299,054.00	6307,687,499.00	2891,608,204.00-
24 07 90 01	Por Prestamos U D	20190529	602,895.00-	602,895.00	0.00	0.00
24 07 90 02	Recaudo Icetex	20190621	777,743,285.00-	17,867,719.00	187,635,092.00	947,510,658.00-
24 07 90 03	Recaudo Ecaes	20181231	7,267,100.00-	0.00	0.00	7,267,100.00-
24 07 90 04	Recaudo Seguro Estud	20190621	356,063,722.00-	17,280.00	1,267,200.00	357,313,642.00-
24 07 90 05	Devoluciones	20190625	2,343,535.00-	41,719,833.00	40,243,598.00	867,300.00-
24 07 90 13	Matriculas De Honor	20190612	0.00	28,905,954.00	28,905,954.00	0.00

De : MAY 1/2019 A : MAY 31/2019

C U E N T A	D E S C R I P C I O N	ULT. MOV.	SALDO ANTERIOR	DEBITOS	CREDITOS	NUEVO SALDO
24 07 90 18	Consignaciones Errad	20190516	6,713,046.00-	1,074,730.00	1,074,730.00	6,713,046.00-
24 07 90 21	Otros Acreedores	20190621	591,536,112.00-	5119,343,815.00	6017,869,063.00	1490,061,360.00-
24 07 90 25	Ingresos por Identif	00000000	60,569,962.00-	0.00	0.00	60,569,962.00-
24 07 90 27	Reintegros Convenios	00000000	6,699,927.00-	1,377,560.00	483,398.00	5,805,765.00-
24 07 90 28	Otros Recaudos Para	20190619	8,680,175.00-	22,264,280.00	29,083,476.00	15,499,371.00-
24 07 90 29	EMBARGOS IDEXUD	20190522	0.00	1,124,988.00	1,124,988.00	0.00
24 24	DESCUENTOS DE NÓMINA	20190621	1639,390,593.00-	9417,437,025.00	9523,623,835.00	1745,577,403.00-
24 24 01	Aportes A Fondos Pen	20190621	486,614,466.00-	1879,961,117.00	1892,687,929.00	499,341,278.00-
24 24 01 01	Giro Pensiones Nomin	20190621	79,882,551.00	1391,744,009.00	1385,909,309.00	85,717,251.00
24 24 01 02	Valor Descontado al	20190621	566,497,017.00-	488,217,108.00	506,778,620.00	585,058,529.00-
24 24 02	Aportes A Seguridad	20190621	1119,466,897.00-	2439,353,032.00	2460,721,823.00	1140,835,688.00-
24 24 02 01	Pago Salud Nominas	20190614	25,242,513.00	1522,442,300.00	1518,059,800.00	29,625,013.00
24 24 02 02	Valor Descontado al	20190621	1144,709,410.00-	916,910,732.00	942,662,023.00	1170,460,701.00-
24 24 04	Sindicatos	20190621	856,192.00-	14,602,343.00	21,912,944.00	8,166,793.00-
24 24 05	Cooperativas	20190621	0.00	41,055,746.00	45,954,581.00	4,898,835.00-
24 24 06	Fondos De Empleados	20190621	4,242,191.00-	1011,507,119.00	1036,602,767.00	29,337,839.00-
24 24 07	Libranzas	20190621	2,493,542.00-	484,234,150.00	516,049,503.00	34,308,895.00-
24 24 08	Contrato de Medicina	20190621	0.00	381,376,028.00	381,376,028.00	0.00
24 24 11	Embargos Judiciales	20190621	20,695,922.00-	36,358,183.00	40,719,261.00	25,057,000.00-
24 24 13	Cuenta de Ahorro Fom	20190621	1,815,537.00-	35,387,005.00	33,571,468.00	0.00
24 24 90	Otros Descuentos De	20190621	3,205,846.00-	3093,602,302.00	3094,027,531.00	3,631,075.00-
24 24 90 01	Asociacion De Tercer	20190621	881,146.00-	126,562,263.00	126,969,492.00	1,288,375.00-
24 24 90 02	Descuento a empleado	20190611	2,324,700.00-	47,911,000.00	47,929,000.00	2,342,700.00-
24 24 90 90	Total Descuentos Nom	20190621	0.00	2919,129,039.00	2919,129,039.00	0.00
24 36	RETENCIÓN EN LA FUEN	20190625	724,356,891.00-	989,177,962.00	979,165,807.00	714,344,736.00-
24 36 03	Honorarios	20190625	13,479,296.00-	14,766,560.00	39,851,337.00	38,564,073.00-
24 36 03 21	Honorarios 10%	20190625	11,641,682.00-	12,928,946.00	13,887,626.00	12,600,362.00-
24 36 03 22	Honorarios 11%	20190621	401,771.00-	401,771.00	10,945,599.00	10,945,599.00-
24 36 03 23	Honorarios 7% Profes	20190625	815,448.00-	815,448.00	1,508,112.00	1,508,112.00-
24 36 03 32	Diseño Pag Web Y Con	20190614	620,395.00-	620,395.00	13,510,000.00	13,510,000.00-
24 36 05	Servicios	20190621	17,054,128.00-	39,806,844.00	66,924,045.00	44,171,329.00-
24 36 05 51	Servicios En General	20190621	1,149,600.00-	1,349,548.00	1,349,936.00	1,149,988.00-
24 36 05 52	Servicios Genral Dec	20190621	6,403,233.00-	20,019,920.00	43,549,075.00	29,932,388.00-
24 36 05 53	Servicio De Carga	20190509	1,043.00-	1,043.00	0.00	0.00
24 36 05 55	Transporte Aereo Mar	20190509	33,408.00-	33,408.00	0.00	0.00
24 36 05 57	Servicios 2% Aseo-Vi	20190621	2,386,955.00-	2,386,955.00	760,413.00	760,413.00-
24 36 05 70	Transporte nal pasaj	20190611	1,012,200.00-	9,948,281.00	14,306,691.00	5,370,610.00-
24 36 05 72	Restaurantes Hotele	20190619	6,067,689.00-	6,067,689.00	6,957,930.00	6,957,930.00-
24 36 06	Arrendamientos	20190611	12,604,603.00-	18,192,053.00	15,622,600.00	10,035,150.00-
24 36 06 12	Bienes Muebles 4%	20190611	468,404.00-	702,606.00	1,751,404.00	1,517,202.00-
24 36 06 13	Bienes Inmuebles No	20190611	12,136,199.00-	17,489,447.00	13,871,196.00	8,517,948.00-
24 36 08	Compras	20190621	17,160,388.00-	30,208,221.00	28,911,403.00	15,863,570.00-
24 36 08 25	Compras 3.5% No Decl	20190611	3,518,655.00-	16,138,403.00	14,063,142.00	1,443,394.00-
24 36 08 26	Compras 2 5% Declara	20190621	13,641,733.00-	14,069,818.00	14,848,261.00	14,420,176.00-
24 36 15	Rentas De Trabajo	20190621	128,359,563.00-	160,621,963.00	142,459,368.00	110,196,968.00-
24 36 15 11	Salarios Y Pagos Lab	20190621	77,100,111.00-	77,100,111.00	72,127,968.00	72,127,968.00-
24 36 15 12	Contratistas Rentas	20190611	51,259,452.00-	83,521,852.00	70,331,400.00	38,069,000.00-
24 36 25	Impuesto A Las Venta	20190625	37,783,660.00-	67,978,632.00	93,294,383.00	63,099,411.00-
24 36 25 14	Impuesto A Las Venta	20190625	37,783,660.00-	67,978,632.00	93,294,383.00	63,099,411.00-
24 36 27	Retención De Impuest	20190625	166,512,905.00-	201,389,466.00	130,572,548.00	95,695,987.00-
24 36 27 11	Reteica 9 66 X Mil	20190625	136,555,242.00-	163,078,130.00	107,684,225.00	81,161,337.00-
24 36 27 12	Reteica 11 04 X Mil	20190621	15,924,223.00-	17,851,014.00	6,411,669.00	4,484,878.00-
24 36 27 13	Reteica 6 9 X Mil	20190614	1,920,428.00-	5,047,181.00	9,202,990.00	6,076,237.00-
24 36 27 15	Reteica 4 14 X Mil	20190531	3,657,063.00-	3,942,535.00	935,209.00	649,737.00-

De : MAY 1/2019 A : MAY 31/2019

C U E N T A	D E S C R I P C I O N	U L T. M O V.	S A L D O A N T E R I O R	D E B I T O S	C R E D I T O S	N U E V O S A L D O
24 36 27 17	Reteica 13 8 X Mil	20190619	8,455,949.00-	11,470,606.00	6,338,455.00	3,323,798.00-
24 36 90	Otras Retenciones	20190621	331,402,348.00-	456,214,223.00	461,530,123.00	336,718,248.00-
24 36 90 51	Estimulos Academicos	20190611	10,499,904.00-	10,554,591.00	7,593,212.00	7,538,525.00-
24 36 90 53	Sar No Declarantes 3	20190611	5,193,757.00-	11,098,170.00	11,808,826.00	5,904,413.00-
24 36 90 54	Sar Declarantes 2.5	20190509	17,427,533.00-	17,427,533.00	0.00	0.00
24 36 90 60	Estampilla U D 1.0 %	20190611	2,599,573.00-	4,214,473.00	3,801,202.00	2,186,302.00-
24 36 90 62	Estampilla 1.1.% Udi	20190621	48,748,229.00-	64,394,220.00	60,202,378.00	44,556,387.00-
24 36 90 70	Estampilla Pro-Cultu	20190621	49,535,039.00-	69,862,422.00	75,642,947.00	55,315,564.00-
24 36 90 80	Estampilla Pro-Adult	20190611	247,352.00-	262,352.00	30,000.00	15,000.00-
24 36 90 82	Estampilla Pro Adult	20190621	197,150,961.00-	278,400,462.00	302,451,558.00	221,202,057.00-
24 40	IMPUESTOS CONTRIBUC	20190503	141,338,529.00-	779,000.00	779,000.00	141,338,529.00-
24 40 16	IMPTO VEHICULOS AUTO	20190503	0.00	779,000.00	779,000.00	0.00
24 40 23	Contribuciones	20181017	141,338,529.00-	0.00	0.00	141,338,529.00-
24 90	OTRAS CUENTAS POR PA	20190629	737,209,940.00-	6635,393,575.00	6460,509,707.00	562,326,072.00-
24 90 28	Seguros	20190502	16,306,468.00-	7,919,150.00	0.00	8,387,318.00-
24 90 32	Cheques No Cobrados	20190619	82,308,183.00-	483,434.00	569,922.00	82,394,671.00-
24 90 32 01	No Reclamados	20190531	41,771,280.00-	0.00	569,922.00	42,341,202.00-
24 90 32 03	Efectivos No Cobrado	20190619	40,536,903.00-	483,434.00	0.00	40,053,469.00-
24 90 50	Aportes Al Icbf Y Se	20190611	4,215,412.00-	545,430,100.00	545,523,459.00	4,308,771.00-
24 90 51	Servicios Públicos	20190625	0.00	300,584,371.00	305,649,401.00	5,065,030.00-
24 90 54	Honorarios	20190629	426,183,215.00-	4767,081,874.00	4521,701,771.00	180,803,112.00-
24 90 55	Servicios	20190621	900,436.00-	503,080,712.00	505,654,012.00	3,473,736.00-
24 90 55 01	Servicios Tecnicos	20190621	758,700.00-	427,760,660.00	430,333,960.00	3,332,000.00-
24 90 55 02	Transportes Y Acarre	20190614	141,736.00-	75,320,052.00	75,320,052.00	141,736.00-
24 90 58	Arrendamiento Operat	20190619	6,069,000.00-	232,582,499.00	240,124,610.00	13,611,111.00-
24 90 90	Otras Cuentas Por Pa	20190619	201,227,226.00-	278,231,435.00	341,286,532.00	264,282,323.00-
24 90 90 02	Retenciones a UD del	00000000	201,227,226.00-	201,227,226.00	264,282,323.00	264,282,323.00-
24 90 90 06	Suscripciones	20190619	0.00	77,004,209.00	77,004,209.00	0.00
25	BENEFICIOS A LOS EMP	20190625	889256,017,018.00-	19682,846,861.00	16564,902,350.00	886138,072,507.00-
25 11	BENEFICIOS A LOS EMP	20190625	7968,251,630.00-	6483,706,582.00	8102,372,715.00	9586,917,763.00-
25 11 01	Nómina Por Pagar	20190625	4,931,629.00-	6220,284,713.00	6252,717,243.00	37,364,159.00-
25 11 02	Cesantías	20190621	869,467,194.00-	30,066,663.00	211,199,209.00	1050,599,740.00-
25 11 02 01	Cesantías por girar	20190621	0.00	0.00	990,512.00	990,512.00-
25 11 02 11	Cesantias Regomen Nu	20190531	869,467,194.00-	30,066,663.00	210,208,697.00	1049,609,228.00-
25 11 03	Intereses Sobre Cesa	20190531	11,333,578.00-	783,394.00	4,860,683.00	15,410,867.00-
25 11 03 11	Intereses Sobre Cesa	20190531	11,333,578.00-	783,394.00	4,860,683.00	15,410,867.00-
25 11 04	Vacaciones	20190531	2087,730,020.00-	84,077,946.00	433,049,963.00	2436,702,037.00-
25 11 04 11	Vacaciones Provision	20190531	2087,730,020.00-	84,077,946.00	433,049,963.00	2436,702,037.00-
25 11 05	Prima de vacaciones	20190531	1330,324,288.00-	130,387,837.00	273,656,872.00	1473,593,323.00-
25 11 05 11	Prima de vacaciones	20190531	1330,324,288.00-	130,387,837.00	273,656,872.00	1473,593,323.00-
25 11 06	Prima de servicios	20190531	1790,781,524.00-	0.00	449,498,928.00	2240,280,452.00-
25 11 06 11	Prima de servicios p	20190531	1790,781,524.00-	0.00	449,498,928.00	2240,280,452.00-
25 11 07	Prima de navidad	20190531	1873,664,897.00-	4,068,982.00	447,862,584.00	2317,458,499.00-
25 11 07 11	Prima de navidad Pro	20190531	1873,664,897.00-	4,068,982.00	447,862,584.00	2317,458,499.00-
25 11 11	Aportes A Riesgos La	20180703	18,500.00-	0.00	0.00	18,500.00-
25 11 12	Auxilios Funerarios	20190611	0.00	14,037,047.00	29,527,233.00	15,490,186.00-
25 12	BENEFICIOS A LOS EMP	20190621	10012,543,520.00-	108,551,699.00	334,585,137.00	10238,576,958.00-
25 12 04	Cesantías Retroactiv	20190621	10012,543,520.00-	108,551,699.00	334,585,137.00	10238,576,958.00-
25 12 04 01	Cesantías por Girar	20190621	8628,900,726.00-	60,278,959.00	0.00	8568,621,767.00-
25 12 04 11	Cesantías Retroactiv	20190531	1383,642,794.00-	48,272,740.00	334,585,137.00	1669,955,191.00-
25 14	BENEFICIOS POSEMPLEO	20190620	871275,221,868.00-	13090,588,580.00	8127,944,498.00	866312,577,786.00-
25 14 01	Pensiones De Jubilac	20190620	45.00	3182,678,420.00	3182,678,465.00	0.00
25 14 04	Mesadas Pensionales	20181226	60,541,524.00-	0.00	0.00	60,541,524.00-

De : MAY 1/2019 A : MAY 31/2019

C U E N T A	D E S C R I P C I O N	ULT. MOV.	SALDO ANTERIOR	DEBITOS	CREDITOS	NUEVO SALDO
25 14 05	Cuotas Partes De Pen	20190614	0.00	292,339,512.00	324,775,453.00	32,435,941.00-
25 14 10	Cálculo Actuarial De	20190612	804106,235,474.00-	9274,786,195.00	4620,490,580.00	799451,939,859.00-
25 14 10 01	Calculo Actuarial Pe	20190611	822477,640,141.00-	0.00	0.00	822477,640,141.00-
25 14 10 02	Mesadas Pagadas	20190612	17649,058,070.00	9101,778,398.00	4620,490,580.00	22130,345,888.00
25 14 10 03	Subsidio De Libros	20190529	118,433,992.00	18,022,564.00	0.00	136,456,556.00
25 14 10 04	Incremento Cotizacio	20190611	492,056,476.00	133,757,268.00	0.00	625,813,744.00
25 14 10 05	Subsidio Familiar	20190529	82,741,951.00	21,227,965.00	0.00	103,969,916.00
25 14 10 06	Reintegro Lentes Med	20190430	29,114,178.00	0.00	0.00	29,114,178.00
25 14 12	Cálculo Actuarial Fu	20190527	60354,186,550.00-	16,009,000.00	0.00	60338,177,550.00-
25 14 12 01	Cálculo Actuarial Bo	20190227	61746,663,550.00-	0.00	0.00	61746,663,550.00-
25 14 12 02	Pago Cuotas Bonos Pe	20190527	1392,477,000.00	16,009,000.00	0.00	1408,486,000.00
25 14 14	Cálculo Actuarial De	20190614	6754,258,365.00-	324,775,453.00	0.00	6429,482,912.00-
25 14 14 01	Calculo Actuarial De	20181231	6901,874,156.00-	0.00	0.00	6901,874,156.00-
25 14 14 02	Pago De Cuotas Part	20190614	147,615,791.00	324,775,453.00	0.00	472,391,244.00
27	PROVISIONES	20190611	632,433,724.00-	0.00	0.00	632,433,724.00-
27 01	LITIGIOS Y DEMANDAS	20190611	632,433,724.00-	0.00	0.00	632,433,724.00-
27 01 03	Administrativas	20190611	523,679,605.00-	0.00	0.00	523,679,605.00-
27 01 05	Laborales	20190329	108,754,119.00-	0.00	0.00	108,754,119.00-
29	OTROS PASIVOS	20190625	21577,832,940.00-	6563,896,514.00	3711,798,895.00	18725,735,321.00-
29 02	RECURSOS RECIBIDOS E	20190531	3913,503,698.00-	1020,406,967.00	941,116,179.00	3834,212,910.00-
29 02 01	En Administración	20190531	3913,503,698.00-	1020,406,967.00	941,116,179.00	3834,212,910.00-
29 02 01 03	En administración de	20190531	3903,841,610.00-	1012,839,719.00	941,116,179.00	3832,118,070.00-
29 02 01 03 01	RECURSOS RECIBIDOS E	20190531	3903,841,610.00-	1012,839,719.00	941,116,179.00	3832,118,070.00-
29 02 01 04	En administración de	20190524	9,662,088.00-	7,567,248.00	0.00	2,094,840.00-
29 02 01 04 01	RECURSOS RECIBIDOS E	20190524	9,662,088.00-	7,567,248.00	0.00	2,094,840.00-
29 03	DEPÓSITOS RECIBIDOS	20190625	263,116,446.00-	17,877,621.00	23,373,438.00	268,612,263.00-
29 03 04	Depósitos Sobre Cont	20181214	243,995,993.00-	0.00	0.00	243,995,993.00-
29 03 90	Otros Depósitos	20190625	19,120,453.00-	17,877,621.00	23,373,438.00	24,616,270.00-
29 03 90 08	Ingresos Para Legali	20190625	18,421,541.00-	17,877,621.00	23,373,438.00	23,917,358.00-
29 03 90 23	Mayores Valores Cons	20181219	698,912.00-	0.00	0.00	698,912.00-
29 10	INGRESOS RECIBIDOS P	20190531	17401,212,796.00-	5509,602,926.00	2731,300,278.00	14622,910,148.00-
29 10 01	Intereses	20190531	375,677,441.00-	10,511,829.00	17,809,146.00	382,974,758.00-
29 10 01 02	DAVIVIENDA 68614 GRA	20190531	169,701,485.00-	1,931,573.00	8,377,737.00	176,147,649.00-
29 10 01 03	DAVIVIENDA 68618 CUR	20190531	9,088,050.00-	852,052.00	900,084.00	9,136,082.00-
29 10 01 04	OCCIDENTE CTA 230857	20190531	95,468,774.00-	1,670,209.00	2,595,365.00	96,393,930.00-
29 10 01 05	OCCIDENTE CTA 230858	20190531	55,818,995.00-	0.00	1,252,181.00	57,071,176.00-
29 10 01 06	OCCIDENTE CTA 230858	20190531	45,600,137.00-	6,057,995.00	4,683,779.00	44,225,921.00-
29 10 26	Servicios educativos	20190531	15738,749,466.00-	4109,746,067.00	2376,337,863.00	14005,341,262.00-
29 10 26 03	Anticipos con otras	20190531	14635,085,293.00-	4050,537,276.00	2353,053,040.00	12937,601,057.00-
29 10 26 03 01	Ingresos recibidos	20190531	14635,085,293.00-	4050,537,276.00	2353,053,040.00	12937,601,057.00-
29 10 26 04	Anticipos con otras	20190531	1103,664,173.00-	59,208,791.00	23,284,823.00	1067,740,205.00-
29 10 26 04 01	Ingresos Recibidos	20190531	1103,664,173.00-	59,208,791.00	23,284,823.00	1067,740,205.00-
29 10 90	Otros ingresos recib	20190531	1286,785,889.00-	1389,345,030.00	337,153,269.00	234,594,128.00-
29 19	BONOS PENSIONALES	20190527	0.00	16,009,000.00	16,009,000.00	0.00
29 19 01	Cuotas Partes De Bon	20190527	0.00	16,009,000.00	16,009,000.00	0.00
31	PATRIMONIO DE LAS IN	20190101	2257483,097,844.00-	0.00	0.00	2257483,097,844.00-
31 05	CAPITAL FISCAL	20171231	93821,892,396.00-	0.00	0.00	93821,892,396.00-
31 05 06	Capital Fiscal	20171231	93821,892,396.00-	0.00	0.00	93821,892,396.00-
31 09	RESULTADOS DE EJERCI	20190101	2278727,659,714.00-	0.00	0.00	2278727,659,714.00-
31 09 01	Utilidades O Exceden	20190101	2278727,659,714.00-	0.00	0.00	2278727,659,714.00-
31 09 01 01	RESUTLADO POR IMPACT	20190101	2213172,373,394.00-	0.00	0.00	2213172,373,394.00-

De : MAY 1/2019 A : MAY 31/2019

C U E N T A	D E S C R I P C I O N	U L T. M O V.	S A L D O A N T E R I O R	D E B I T O S	C R E D I T O S	N U E V O S A L D O
31 09 01 02	RESULTADO AÑO 2018	20190101	65555,286,320.00-	0.00	0.00	65555,286,320.00-
31 51	GANANCIAS O PÉRDIDAS	20181231	115066,454,266.00	0.00	0.00	115066,454,266.00
31 51 01	Ganancias O Perdidas	20181231	115066,454,266.00	0.00	0.00	115066,454,266.00
41	INGRESOS FISCALES	20190531	14232,266,735.00-	555,075,900.00	6281,832,444.00	19959,023,279.00-
41 10	CONTRIBUCIONES TASA	20190531	14232,266,735.00-	555,075,900.00	6281,832,444.00	19959,023,279.00-
41 10 04	Sanciones	20190329	9,949,828.00-	0.00	0.00	9,949,828.00-
41 10 27	Estampillas	20190531	14222,316,907.00-	555,075,900.00	6281,832,444.00	19949,073,451.00-
41 10 27 01	Estampillas-Proyecto	20190329	913,055,447.00-	0.00	0.00	913,055,447.00-
41 10 27 01 01	Estampilla Pro Unive	20190329	913,055,447.00-	0.00	0.00	913,055,447.00-
41 10 27 03	Estampillas-Proyecto	20190531	13309,261,460.00-	555,075,900.00	6281,832,444.00	19036,018,004.00-
41 10 27 03 01	Estampilla UD 1.0	20190531	5092,692,702.00-	497,059,119.00	2022,399,350.00	6618,032,933.00-
41 10 27 03 02	Estampilla UD 1.1	20190531	8216,568,758.00-	58,016,781.00	4259,433,094.00	12417,985,071.00-
43	VENTA DE SERVICIOS	20190621	13518,944,904.00-	10,964,798.00	950,057,291.00	14458,037,397.00-
43 05	SERVICIOS EDUCATIVOS	20190621	13527,207,207.00-	9,400.00	950,057,291.00	14477,255,098.00-
43 05 13	Educación Formal - S	20190618	1082,523,634.00-	0.00	7,510,644.00	1090,034,278.00-
43 05 13 02	Superior Formación T	20190618	1013,483,634.00-	0.00	7,510,644.00	1020,994,278.00-
43 05 13 04	Derechos Academicos	20190328	69,040,000.00-	0.00	0.00	69,040,000.00-
43 05 13 04 05	Sistematización	20190328	57,130,600.00-	0.00	0.00	57,130,600.00-
43 05 13 04 06	Carnet	20190328	11,909,400.00-	0.00	0.00	11,909,400.00-
43 05 14	Educación Formal - S	20190621	5811,630,652.00-	9,400.00	732,822,952.00	6544,444,204.00-
43 05 14 02	Superior Formación P	20190621	5284,540,337.00-	0.00	75,355,952.00	5359,896,289.00-
43 05 14 04	Superior Formación P	20190621	527,090,315.00-	9,400.00	657,467,000.00	1184,547,915.00-
43 05 14 04 03	Certificados De Nota	20190621	23,867,647.00-	0.00	7,273,400.00	31,141,047.00-
43 05 14 04 05	Sistematizacion	20190531	168,210,500.00-	0.00	66,200.00	168,276,700.00-
43 05 14 04 06	Carnet	20190621	64,036,345.00-	0.00	7,900,600.00	71,936,945.00-
43 05 14 04 07	Constancia De Estudi	20190621	32,445,050.00-	6,900.00	7,103,200.00	39,541,350.00-
43 05 14 04 08	Derechos De Grado	20190621	197,999,258.00-	0.00	59,823,400.00	257,822,658.00-
43 05 14 04 09	Copias De Actas De G	20190621	3,113,350.00-	0.00	952,500.00	4,065,850.00-
43 05 14 04 10	Duplicado De Diploma	20190607	2,318,400.00-	0.00	662,000.00	2,980,400.00-
43 05 14 04 11	Programa Apoyo Alime	20190621	20,364,900.00-	0.00	644,100.00	21,009,000.00-
43 05 14 04 12	Multas Y Sanciones	20190621	7,715,265.00-	2,500.00	1,059,200.00	8,771,965.00-
43 05 14 04 13	Formularios De Pregr	20190621	7,019,600.00-	0.00	571,982,400.00	579,002,000.00-
43 05 15	Educación Formal - S	20190621	6633,052,921.00-	0.00	209,723,695.00	6842,776,616.00-
43 05 15 02	Superior Postgrados	20190621	6550,068,121.00-	0.00	167,298,055.00	6717,366,176.00-
43 05 15 04	Superior Postgrados	20190621	82,984,800.00-	0.00	42,425,640.00	125,410,440.00-
43 05 15 04 05	Sistematizacion	20190410	44,625,000.00-	0.00	0.00	44,625,000.00-
43 05 15 04 06	Carnet	20190410	9,295,000.00-	0.00	0.00	9,295,000.00-
43 05 15 04 13	Formularios De Posgr	20190621	29,064,800.00-	0.00	42,425,640.00	71,490,440.00-
43 95	DEVOLUCIONES REBAJA	20190619	8,262,303.00	10,955,398.00	0.00	19,217,701.00
43 95 01	Servicios Educativos	20190619	8,262,303.00	10,955,398.00	0.00	19,217,701.00
43 95 01 13	Educación Formal - S	20190502	0.00	405,777.00	0.00	405,777.00
43 95 01 13 03	Devolucion Matricula	20190502	0.00	405,777.00	0.00	405,777.00
43 95 01 14	Educación Formal - S	20190619	1,892,056.00	3,196,182.00	0.00	5,088,238.00
43 95 01 14 01	Devolucion Inscripti	20190520	0.00	82,800.00	0.00	82,800.00
43 95 01 14 03	Devolucion Matricula	20190619	1,892,056.00	2,953,382.00	0.00	4,845,438.00
43 95 01 14 06	DEVOLUCION SISTEMATI	20190523	0.00	132,400.00	0.00	132,400.00
43 95 01 14 07	DEVOLUCION CARNET	20190523	0.00	27,600.00	0.00	27,600.00
43 95 01 15	Educación Formal - S	20190618	6,370,247.00	7,353,439.00	0.00	13,723,686.00
43 95 01 15 03	Devolucion Matricula	20190618	6,370,247.00	7,353,439.00	0.00	13,723,686.00
44	TRANSFERENCIAS	20190607	8707,465,974.00-	0.00	3502,211,603.00	12209,677,577.00-
44 28	OTRAS TRANSFERENCIAS	20190607	8707,465,974.00-	0.00	3502,211,603.00	12209,677,577.00-

De : MAY 1/2019 A : MAY 31/2019

C U E N T A	D E S C R I P C I O N	ULT. MOV.	SALDO ANTERIOR	DEBITOS	CREDITOS	NUEVO SALDO
44 28 03	Para Ingresos De Fun	20190607	8707,465,974.00-	0.00	3502,211,603.00	12209,677,577.00-
44 28 03 01	Ley 30 1992 - Nacio	20190607	8707,465,974.00-	0.00	3502,211,603.00	12209,677,577.00-
47	OPERACIONES INTERINS	20190625	54960,657,469.00-	3,134,667.00	12552,695,517.00	67510,218,319.00-
47 05	FONDOS RECIBIDOS	20190625	54960,657,469.00-	3,134,667.00	12552,695,517.00	67510,218,319.00-
47 05 08	Funcionamiento	20190625	54960,657,469.00-	3,134,667.00	12552,695,517.00	67510,218,319.00-
48	OTROS INGRESOS	20190621	3137,325,441.00-	9,418,543.00	1163,458,164.00	4291,365,062.00-
48 02	FINANCIEROS	20190613	937,479,896.00-	9,418,543.00	228,623,192.00	1156,684,545.00-
48 02 01	Intereses Sobre Depò	20190531	316,434,860.00-	9,418,543.00	62,469,632.00	369,485,949.00-
48 02 01 01	Intereses Cuentas de	20190531	201,951,486.00-	9,418,543.00	43,090,331.00	235,623,274.00-
48 02 01 03	Intereses Cuentas de	20190531	111,666,691.00-	0.00	10,135,671.00	121,802,362.00-
48 02 01 04	Intereses Cuenta Aho	20190531	2,674,192.00-	0.00	9,207,828.00	11,882,020.00-
48 02 01 05	Intereses Recursos m	20190531	142,491.00-	0.00	35,802.00	178,293.00-
48 02 13	Intereses CDT	20190613	621,045,036.00-	0.00	166,153,560.00	787,198,596.00-
48 02 13 01	CDT Recursos Propios	20190613	621,045,036.00-	0.00	166,153,560.00	787,198,596.00-
48 08	INGRESOS DIVERSOS	20190621	1940,589,762.00-	0.00	934,834,972.00	2875,424,734.00-
48 08 03	Cuotaz Partes de Pen	20190430	39,007,975.00-	0.00	0.00	39,007,975.00-
48 08 17	Arrendamiento Operat	20190617	2,578,744.00-	0.00	420,000.00	2,998,744.00-
48 08 17 01	Arrendamientos Opera	20190617	2,578,744.00-	0.00	420,000.00	2,998,744.00-
48 08 25	Sobrantes	20190531	0.00	0.00	10,480,656.00	10,480,656.00-
48 08 25 02	Bienes Levantamiento	20190531	0.00	0.00	10,480,656.00	10,480,656.00-
48 08 26	Recuperaciones	20190621	1042,790,829.00-	0.00	840,739,823.00	1883,530,652.00-
48 08 26 01	Reintegro Iva Ley 30	20190228	202,149,901.00-	0.00	0.00	202,149,901.00-
48 08 26 02	Incapacidades	20190621	17,867,058.00-	0.00	33,148,846.00	51,015,904.00-
48 08 26 04	Ingresos por Exceden	20190423	22,773,870.00-	0.00	0.00	22,773,870.00-
48 08 26 06	Productos y servicio	20190531	800,000,000.00-	0.00	807,590,977.00	1607,590,977.00-
48 08 26 06 01	Ingresos por Product	20190531	800,000,000.00-	0.00	807,590,977.00	1607,590,977.00-
48 08 27	Aprovechamientos	20190621	641,735,893.00-	0.00	53,235,073.00	694,970,966.00-
48 08 27 02	Otros Ingresos Aprov	20190621	641,735,893.00-	0.00	53,235,073.00	694,970,966.00-
48 08 29	Responsabilidades fi	20190408	198,749,070.00-	0.00	0.00	198,749,070.00-
48 08 37	Ajuste beneficios a	20190531	15,694,418.00-	0.00	3,892,900.00	19,587,318.00-
48 08 90	Otros Ingresos Diver	20190618	32,833.00-	0.00	26,066,520.00	26,099,353.00-
48 08 90 02	Ajuste Aproximacion	20190618	19,761.00-	0.00	2,145.00	21,906.00-
48 08 90 03	Otros	20190611	13,072.00-	0.00	373.00	13,445.00-
48 08 90 04	Bienes IDEXUD	20190530	0.00	0.00	26,064,002.00	26,064,002.00-
48 30	REVERSIÓN DE LAS PÉR	20190424	259,255,783.00-	0.00	0.00	259,255,783.00-
48 30 04	Prestamos por cobrar	20190329	16,245,024.00-	0.00	0.00	16,245,024.00-
48 30 05	Inventarios	20190424	243,010,759.00-	0.00	0.00	243,010,759.00-
51	DE ADMINISTRACIÓN Y	20190625	19048,633,894.00	12445,567,683.00	5945,608,473.00	25548,593,104.00
51 01	SUELDOS Y SALARIOS	20190621	3929,447,697.00	6363,832,778.00	5400,226,726.00	4893,053,749.00
51 01 01	Sueldos	20190621	3014,307,881.00	767,335,751.00	0.00	3781,643,632.00
51 01 03	Horas Extras Y Festi	20190621	49,357,421.00	13,070,619.00	0.00	62,428,040.00
51 01 05	Gastos De Representa	20190621	92,473,238.00	21,670,986.00	0.00	114,144,224.00
51 01 10	Prima Tecnica	20190621	556,084,108.00	138,360,196.00	0.00	694,444,304.00
51 01 19	Bonificaciones	20190621	174,241,767.00	12,551,205.00	0.00	186,792,972.00
51 01 19 01	Bonificacion Por Ser	20190621	86,703,599.00	12,551,205.00	0.00	99,254,804.00
51 01 19 03	Subsidio de Libros	20190411	87,538,168.00	0.00	0.00	87,538,168.00
51 01 23	Auxilio De Transport	20190621	22,462,948.00	5,548,570.00	0.00	28,011,518.00
51 01 60	Subsidio De Alimenta	20190621	20,520,334.00	5,068,725.00	0.00	25,589,059.00
51 01 90	Total Nómina Para De	20190621	0.00	5400,226,726.00	5400,226,726.00	0.00
51 02	CONTRIBUCIONES IMPUT	20190621	110,092,293.00	48,214,463.00	0.00	158,306,756.00
51 02 02	Subsidio Familiar	20190621	81,180,435.00	18,687,230.00	0.00	99,867,665.00

De : MAY 1/2019 A : MAY 31/2019

C U E N T A	D E S C R I P C I O N	ULT. MOV.	SALDO ANTERIOR	DEBITOS	CREDITOS	NUEVO SALDO
51 02 17	Auxilio Funerario	20190607	28,911,858.00	29,527,233.00	0.00	58,439,091.00
51 03	CONTRIBUCIONES EFECT	20190611	1406,463,893.00	495,653,501.00	943,300.00	1901,174,094.00
51 03 02	Aportes A Cajas De C	20190611	122,660,300.00	40,167,700.00	0.00	162,828,000.00
51 03 03	Cotizaciones A Segur	20190611	257,686,366.00	84,416,568.00	417,600.00	341,685,334.00
51 03 04	Aportes Sindicales	20190301	155,429,684.00	0.00	0.00	155,429,684.00
51 03 05	Cotizaciones A Riesg	20190611	15,318,900.00	5,045,900.00	0.00	20,364,800.00
51 03 07	Cotizaciones A Entid	20190611	360,926,029.00	118,290,200.00	525,700.00	478,690,529.00
51 03 08	Medicina Prepagada	20190506	494,442,614.00	247,733,133.00	0.00	742,175,747.00
51 04	APORTES SOBRE LA NÓM	20190611	91,354,850.00	30,129,100.00	0.00	121,483,950.00
51 04 01	Aportes Al Icbf	20190611	91,354,850.00	30,129,100.00	0.00	121,483,950.00
51 07	PRESTACIONES SOCIALE	20190621	1953,717,654.00	441,574,448.00	129,663,112.00	2265,628,990.00
51 07 01	Vacaciones	20190531	267,926,681.00	64,686,383.00	0.00	332,613,064.00
51 07 02	Cesantías	20190618	418,615,374.00	103,517,732.00	0.00	522,133,106.00
51 07 02 01	Cesantias Regimen Nu	20190618	168,884,318.00	44,792,241.00	0.00	213,676,559.00
51 07 02 02	Cesantias Regimen An	20190617	249,731,056.00	58,725,491.00	0.00	308,456,547.00
51 07 03	Intereses A Las Cesa	20190531	1,623,680.00	383,896.00	0.00	2,007,576.00
51 07 04	Prima De Vacaciones	20190621	305,820,573.00	33,352,620.00	129,663,112.00	209,510,081.00
51 07 05	Prima De Navidad	20190531	333,944,146.00	80,019,089.00	0.00	413,963,235.00
51 07 06	Prima De Servicios	20190621	363,277,518.00	95,485,648.00	0.00	458,763,166.00
51 07 07	Bonificación Especia	20190621	1,539,229.00	0.00	0.00	1,539,229.00
51 07 90	Otras Primas	20190621	259,900,315.00	64,129,080.00	0.00	324,029,395.00
51 07 90 01	Prima Por Antigüedad	20190621	208,456,193.00	51,304,024.00	0.00	259,760,217.00
51 07 90 02	Prima Secretarial	20190621	51,444,122.00	12,825,056.00	0.00	64,269,178.00
51 07 95	Otras Prestaciones S	20190322	1,070,138.00	0.00	0.00	1,070,138.00
51 07 95 02	Beneficio Permanenci	20190322	1,070,138.00	0.00	0.00	1,070,138.00
51 11	GENERALES	20190625	11099,109,374.00	5021,642,089.00	413,536,335.00	15707,215,128.00
51 11 06	Estudios Y Proyectos	20190523	0.00	94,984,610.00	0.00	94,984,610.00
51 11 06 01	Estudios	20190523	0.00	94,984,610.00	0.00	94,984,610.00
51 11 13	Vigilancia Y Segurid	20190405	1475,236,883.00	0.00	0.00	1475,236,883.00
51 11 14	Materiales Y Suminis	20190531	782,250,260.00	344,225,028.00	0.00	1126,475,288.00
51 11 14 01	Materiales y Suminis	20190531	572,786,110.00	322,939,501.00	0.00	895,725,611.00
51 11 14 04	Grupo 1-04 Elementos	20190528	209,464,150.00	21,285,527.00	0.00	230,749,677.00
51 11 15	Mantenimiento	20190621	590,438,679.00	401,790,693.00	9,995,524.00	982,233,848.00
51 11 17	Servicios Públicos	20190625	926,816,048.00	305,649,401.00	52,452.00	1232,412,997.00
51 11 18	Arrendamiento Operat	20190610	139,587,773.00	11,858,550.00	0.00	151,446,323.00
51 11 20	Publicidad Y Propaga	20190529	1,249,024.00	1,279,488.00	0.00	2,528,512.00
51 11 21	Impresos Publicacio	20190530	123,929,092.00	67,925,932.00	0.00	191,855,024.00
51 11 21 01	Suscripciones Y Afil	20190301	32,067,532.00	0.00	0.00	32,067,532.00
51 11 21 02	Impresiones Y Public	20190530	91,861,560.00	67,925,932.00	0.00	159,787,492.00
51 11 23	Comunicaciones Y Tra	20190613	11,500,944.00	5,012,785.00	0.00	16,513,729.00
51 11 25	Seguros Generales	20190531	554,488,919.00	137,043,504.00	0.00	691,532,423.00
51 11 37	Eventos Culturales	20190513	109,811,859.00	0.00	0.00	109,811,859.00
51 11 37 01	Organizacion de Even	20190513	109,811,859.00	0.00	0.00	109,811,859.00
51 11 46	Combustibles Y Lubri	20190315	11,173,545.00	0.00	0.00	11,173,545.00
51 11 46 02	Grupo 1 02 Combustib	20190315	11,173,545.00	0.00	0.00	11,173,545.00
51 11 49	Servicios De Aseo C	20190620	717,211,738.00	961,929,827.00	391,232,241.00	1287,909,324.00
51 11 55	Elementos De Aseo L	20190510	0.00	5,598,600.00	0.00	5,598,600.00
51 11 65	Intangibles	20190530	718,462,086.00	136,431,349.00	0.00	854,893,435.00
51 11 65 01	Renovacion Licencias	20190530	718,462,086.00	136,431,349.00	0.00	854,893,435.00
51 11 79	Honorarios	20190625	4777,955,059.00	2529,074,905.00	12,256,118.00	7294,773,846.00
51 11 90	Otros Gastos General	20190625	158,997,465.00	18,837,417.00	0.00	177,834,882.00
51 11 90 01	Otros Gastos	20190625	12,309.00	461.00	0.00	12,770.00
51 11 90 10	Grupo 1-10 Utiles Es	20190530	158,985,156.00	18,836,956.00	0.00	177,822,112.00
51 20	IMPUESTOS CONTRIBUC	20190531	458,448,133.00	44,521,304.00	1,239,000.00	501,730,437.00

De : MAY 1/2019 A : MAY 31/2019

C U E N T A	D E S C R I P C I O N	U L T . M O V .	S A L D O A N T E R I O R	D E B I T O S	C R E D I T O S	N U E V O S A L D O
51 20 01	Impuesto Predial Uni	20190402	456,668,483.00	0.00	0.00	456,668,483.00
51 20 10	Tasas	20190531	635,250.00	43,689,852.00	0.00	44,325,102.00
51 20 11	Impuesto Sobre Vehíc	20190531	524,000.00	779,000.00	1,239,000.00	64,000.00
51 20 17	Intereses De Mora	20190502	620,400.00	52,452.00	0.00	672,852.00
53	DETERIORO DEPRECIAC	20190611	1320,439,825.00	115,027,250.00	0.00	1435,467,075.00
53 60	DEPRECIACIÓN DE PROP	20190531	460,109,000.00	115,027,250.00	0.00	575,136,250.00
53 60 01	Edificaciones	20190531	460,109,000.00	115,027,250.00	0.00	575,136,250.00
53 68	PROVISIÓN LITIGIOS Y	20190611	860,330,825.00	0.00	0.00	860,330,825.00
53 68 01	Civiles	20190611	860,330,825.00	0.00	0.00	860,330,825.00
58	OTROS GASTOS	20190617	98,889,397.00	676,651,616.00	0.00	775,541,013.00
58 02	COMISIONES	20190617	47,696,723.00	673,006,566.00	0.00	720,703,289.00
58 02 06	Adquisición De Biene	20190617	47,696,723.00	673,006,566.00	0.00	720,703,289.00
58 04	FINANCIEROS	20190515	42,158,313.00	2,851,430.00	0.00	45,009,743.00
58 04 23	Perdida por baja de	20190515	42,158,313.00	2,851,430.00	0.00	45,009,743.00
58 90	GASTOS DIVERSOS	20190531	41,453.00	793,620.00	0.00	835,073.00
58 90 16	Ajustes O Mermas Sin	20190430	41,453.00	0.00	0.00	41,453.00
58 90 16 02	Ajuste Aproximacion	20190430	41,453.00	0.00	0.00	41,453.00
58 90 25	Multas Y Sanciones	20190531	0.00	781,242.00	0.00	781,242.00
58 90 90	Otros Gastos Diverso	20190531	0.00	12,378.00	0.00	12,378.00
58 93	DEVOLUCIONES Y DESCU	20190409	8,992,908.00	0.00	0.00	8,992,908.00
58 93 01	Contribuciones tasa	20190409	8,992,908.00	0.00	0.00	8,992,908.00
63	COSTO DE VENTAS DE S	20190531	45079,896,041.00	13122,507,815.00	1,780,641.00	58200,623,215.00
63 05	SERVICIOS EDUCATIVOS	20190531	45079,896,041.00	13122,507,815.00	1,780,641.00	58200,623,215.00
63 05 07	Educación Formal - S	20190531	5454,130,871.00	1566,069,259.00	0.00	7020,200,130.00
63 05 08	Educación Formal - S	20190531	36586,238,839.00	10391,163,877.00	1,780,641.00	46975,622,075.00
63 05 09	Educación Formal - S	20190531	2023,940,345.00	895,859,950.00	0.00	2919,800,295.00
63 05 50	Servicios Conexos A	20190531	1015,585,986.00	269,414,729.00	0.00	1285,000,715.00
72	SERVICIOS EDUCATIVOS	20190629	0.00	13294,099,241.00	13294,099,241.00	0.00
72 07	EDUCACIÓN FORMAL - S	20190621	0.00	1566,069,259.00	1566,069,259.00	0.00
72 07 02	Generales	20190607	754,588,892.00	241,695,673.00	0.00	996,284,565.00
72 07 02 02	Honorarios	20190607	741,966,566.00	241,695,673.00	0.00	983,662,239.00
72 07 02 05	Gastos De Desplazami	20190318	12,622,326.00	0.00	0.00	12,622,326.00
72 07 03	Sueldos Y Salarios	20190621	4581,405,089.00	1324,373,586.00	0.00	5905,778,675.00
72 07 03 01	Docentes De Planta T	20190621	3229,780,457.00	805,217,133.00	0.00	4034,997,590.00
72 07 03 01 01	Sueldo Básico Tecnol	20190621	3117,916,026.00	805,217,133.00	0.00	3923,133,159.00
72 07 03 01 20	Bonificación Por Ser	20190621	111,864,431.00	0.00	0.00	111,864,431.00
72 07 03 03	Docentes Cátedra	20190602	1351,624,632.00	519,156,453.00	0.00	1870,781,085.00
72 07 03 03 01	Sueldo Básico	20190602	1351,624,632.00	519,156,453.00	0.00	1870,781,085.00
72 07 09	Prestaciones Sociale	20190328	118,136,890.00	0.00	0.00	118,136,890.00
72 07 09 03	Docentes Cátedra	20190328	118,136,890.00	0.00	0.00	118,136,890.00
72 07 09 03 01	Vacaciones	20190328	24,291,486.00	0.00	0.00	24,291,486.00
72 07 09 03 02	Cesantias	20190328	39,320,697.00	0.00	0.00	39,320,697.00
72 07 09 03 04	Prima De Vacaciones	20190328	19,572,981.00	0.00	0.00	19,572,981.00
72 07 09 03 06	Prima De Servicios	20190328	34,951,726.00	0.00	0.00	34,951,726.00
72 07 95	Traslado De Costos (20190531	5454,130,871.00-	0.00	1566,069,259.00	7020,200,130.00-
72 07 95 02	Generales	20190531	754,588,892.00-	0.00	241,695,673.00	996,284,565.00-
72 07 95 03	Sueldos Y Salarios	20190531	4581,405,089.00-	0.00	1324,373,586.00	5905,778,675.00-
72 07 95 09	Prestaciones Sociale	20190331	118,136,890.00-	0.00	0.00	118,136,890.00-
72 08	GENERALES	20190629	0.00	10561,192,819.00	10561,192,819.00	0.00
72 08 02	Generales	20190629	5050,576,709.00	1738,233,985.00	2,034,492.00	6786,776,202.00

De : MAY 1/2019 A : MAY 31/2019

C U E N T A	D E S C R I P C I O N	U L T. M O V.	S A L D O A N T E R I O R	D E B I T O S	C R E D I T O S	N U E V O S A L D O
72 08 02 02	Honorarios	20190629	2868,236,651.00	1151,062,974.00	85,117.00	4019,214,508.00
72 08 02 04	Servicios	20190617	1007,398,979.00	47,861,141.00	84,691.00	1055,175,429.00
72 08 02 05	Gastos De Desplazami	20190619	489,642,610.00	81,788,394.00	0.00	571,431,004.00
72 08 02 06	Arrendamientos	20190617	257,938,646.00	229,962,010.00	1,695,950.00	486,204,706.00
72 08 02 08	Seguros	20190620	726,266.00	12,808,557.00	0.00	13,534,823.00
72 08 02 09	Gastos de Desarrollo	20190619	114,766,922.00	77,025,579.00	168,734.00	191,623,767.00
72 08 02 10	Otros Costos General	20190625	172,558,817.00	61,621,586.00	0.00	234,180,403.00
72 08 02 10 01	Capacitación Docente	20190625	6,808,819.00	50,112,382.00	0.00	56,921,201.00
72 08 02 10 02	Aseo Cafeteria y Re	20190613	5,150,000.00	11,509,204.00	0.00	16,659,204.00
72 08 02 10 05	Contratos Movilidad	20190213	160,599,998.00	0.00	0.00	160,599,998.00
72 08 02 19	Viaticos	20190625	110,659,906.00	68,239,238.00	0.00	178,899,144.00
72 08 02 19 01	Legalizados	20190625	110,659,906.00	68,239,238.00	0.00	178,899,144.00
72 08 02 21	Impresos Publicacio	20190610	28,647,912.00	7,864,506.00	0.00	36,512,418.00
72 08 02 21 01	Gastos de Desarrollo	20190610	28,647,912.00	7,864,506.00	0.00	36,512,418.00
72 08 03	Sueldos Y Salarios	20190621	18559,700,856.00	5144,763,017.00	0.00	23704,463,873.00
72 08 03 01	Docentes De Planta T	20190621	14381,314,354.00	3583,574,162.00	0.00	17964,888,516.00
72 08 03 01 01	Sueldo Básico	20190621	13792,224,760.00	3570,537,267.00	0.00	17362,762,027.00
72 08 03 01 02	Coordinación Academi	20190225	3,903,454.00	0.00	0.00	3,903,454.00
72 08 03 01 19	Puntos Bonificación	20190411	150,910,604.00	0.00	0.00	150,910,604.00
72 08 03 01 20	Bonificación Por Ser	20190621	434,275,536.00	13,036,895.00	0.00	447,312,431.00
72 08 03 03	Docentes Cátedra	20190606	4178,386,502.00	1561,188,855.00	0.00	5739,575,357.00
72 08 03 03 01	Sueldo Básico	20190606	4178,386,502.00	1561,188,855.00	0.00	5739,575,357.00
72 08 05	Contribuciones Efect	20190611	4574,011,114.00	1617,330,952.00	0.00	6191,342,066.00
72 08 05 01	Docentes De Planta T	20190611	4574,011,114.00	1617,330,952.00	0.00	6191,342,066.00
72 08 05 01 02	Aporte A Caja De Com	20190611	922,431,000.00	226,391,200.00	0.00	1148,822,200.00
72 08 05 01 03	Cotización A Segurid	20190611	1480,372,240.00	562,734,200.00	0.00	2043,106,440.00
72 08 05 01 05	Cotización A Riesgos	20190611	90,928,400.00	36,350,900.00	0.00	127,279,300.00
72 08 05 01 07	Cotización A Entidad	20190611	2080,279,474.00	791,854,652.00	0.00	2872,134,126.00
72 08 06	Aportes Sobre La Nóm	20190611	290,533,000.00	246,223,600.00	0.00	536,756,600.00
72 08 06 01	Docentes De Planta T	20190611	290,533,000.00	246,223,600.00	0.00	536,756,600.00
72 08 06 01 01	Aportes Al Icbf	20190611	290,533,000.00	246,223,600.00	0.00	536,756,600.00
72 08 09	Prestaciones Sociale	20190621	8111,417,160.00	1812,860,624.00	167,994,450.00	9756,283,334.00
72 08 09 01	Docentes De Planta T	20190621	7738,458,374.00	1812,860,624.00	167,994,450.00	9383,324,548.00
72 08 09 01 01	Vacaciones	20190531	1819,803,339.00	368,535,744.00	84,077,946.00	2104,261,137.00
72 08 09 01 02	Cesantias	20190617	1850,802,191.00	448,669,262.00	78,339,403.00	2221,132,050.00
72 08 09 01 03	Intereses Sobre Cesa	20190531	9,709,898.00	4,476,787.00	783,394.00	13,403,291.00
72 08 09 01 04	Prima De Vacaciones	20190606	1070,998,065.00	247,673,128.00	724,725.00	1317,946,468.00
72 08 09 01 05	Prima De Navidad	20190606	1542,062,351.00	371,044,865.00	4,068,982.00	1909,038,234.00
72 08 09 01 06	Prima De Servicios O	20190621	1445,082,530.00	372,460,838.00	0.00	1817,543,368.00
72 08 09 03	Docentes Cátedra	20190328	372,958,786.00	0.00	0.00	372,958,786.00
72 08 09 03 01	Vacaciones	20190328	61,788,279.00	0.00	0.00	61,788,279.00
72 08 09 03 02	Cesantias	20190328	124,137,200.00	0.00	0.00	124,137,200.00
72 08 09 03 03	Intereses Sobre Cesa	20190328	14,896,383.00	0.00	0.00	14,896,383.00
72 08 09 03 04	Prima De Vacaciones	20190328	61,792,769.00	0.00	0.00	61,792,769.00
72 08 09 03 06	Prima De Servicios	20190328	110,344,155.00	0.00	0.00	110,344,155.00
72 08 95	Traslado De Costos (20190531	36586,238,839.00-	1,780,641.00	10391,163,877.00	46975,622,075.00-
72 08 95 02	Generales	20190531	5050,576,709.00-	1,780,641.00	1737,980,134.00	6786,776,202.00-
72 08 95 03	Sueldos Y Salarios	20190531	18559,700,856.00-	0.00	5144,763,017.00	23704,463,873.00-
72 08 95 05	Contribuciones Efect	20190531	4574,011,114.00-	0.00	1617,330,952.00	6191,342,066.00-
72 08 95 06	Aportes de Nomina	20190531	290,533,000.00-	0.00	246,223,600.00	536,756,600.00-
72 08 95 09	Prestaciones Sociale	20190531	8111,417,160.00-	0.00	1644,866,174.00	9756,283,334.00-
72 09	EDUCACIÓN FORMAL - S	20190602	0.00	895,859,950.00	895,859,950.00	0.00
72 09 02	Generales	20190529	1355,381,431.00	591,857,675.00	0.00	1947,239,106.00
72 09 02 02	Honorarios	20190529	1355,381,431.00	591,857,675.00	0.00	1947,239,106.00

De : MAY 1/2019 A : MAY 31/2019

C U E N T A	D E S C R I P C I O N	ULT. MOV.	SALDO ANTERIOR	DEBITOS	CREDITOS	NUEVO SALDO
72 09 03	Sueldos Y Salarios	20190602	668,558,914.00	304,002,275.00	0.00	972,561,189.00
72 09 03 03	Docentes Cátedra	20190602	668,558,914.00	304,002,275.00	0.00	972,561,189.00
72 09 03 03 01	Sueldo Básico	20190602	668,558,914.00	304,002,275.00	0.00	972,561,189.00
72 09 95	Traslado De Costos (20190531	2023,940,345.00-	0.00	895,859,950.00	2919,800,295.00-
72 09 95 02	Generales	20190531	1355,381,431.00-	0.00	591,857,675.00	1947,239,106.00-
72 09 95 03	Sueldos Y Salarios	20190531	668,558,914.00-	0.00	304,002,275.00	972,561,189.00-
72 50	SERVICIOS CONEXOS A	20190619	0.00	270,977,213.00	270,977,213.00	0.00
72 50 02	Generales	20190617	223,187,634.00	134,470,780.00	0.00	357,658,414.00
72 50 02 02	Honorarios	20190529	21,677,757.00	7,791,112.00	0.00	29,468,869.00
72 50 02 07	Mantenimiento Y Repa	20190617	1,725,500.00	46,881,138.00	0.00	48,606,638.00
72 50 02 10	Otros Costos General	20190617	199,784,377.00	79,798,530.00	0.00	279,582,907.00
72 50 02 10 03	Inscripcion Seminari	20190617	54,677,715.00	25,246,928.00	0.00	79,924,643.00
72 50 02 10 04	Organización de Even	20190604	145,106,662.00	20,464,450.00	0.00	165,571,112.00
72 50 02 10 06	Pasantias NICSP	20190516	0.00	34,087,152.00	0.00	34,087,152.00
72 50 03	Sueldos Y Salarios	20190528	208,691,950.00	77,867,597.00	0.00	286,559,547.00
72 50 03 03	Docentes Cátedra	20190528	208,691,950.00	77,867,597.00	0.00	286,559,547.00
72 50 09	Prestaciones Sociale	20190328	25,591,258.00	0.00	0.00	25,591,258.00
72 50 09 03	Docentes Cátedra	20190328	25,591,258.00	0.00	0.00	25,591,258.00
72 50 09 03 13	Prima De Vacaciones	20190328	4,239,964.00	0.00	0.00	4,239,964.00
72 50 09 03 17	Vacaciones	20190328	4,240,024.00	0.00	0.00	4,240,024.00
72 50 09 03 24	Cesantias	20190328	8,517,781.00	0.00	0.00	8,517,781.00
72 50 09 03 25	Intereses Sobre Cesa	20190328	1,022,126.00	0.00	0.00	1,022,126.00
72 50 09 03 26	Prima De Servicios	20190328	7,571,363.00	0.00	0.00	7,571,363.00
72 50 10	Gastos De Personal D	20190619	558,115,144.00	58,638,836.00	1,562,484.00	615,191,496.00
72 50 10 01	Monitorias	20190607	512,320,652.00	9,225,370.00	1,562,484.00	519,983,538.00
72 50 10 03	Servicios Jurados Ex	20190619	45,013,250.00	20,507,512.00	0.00	65,520,762.00
72 50 10 04	Matriculas de Honor	20190610	781,242.00	28,905,954.00	0.00	29,687,196.00
72 50 95	Traslado De Costos (20190531	1015,585,986.00-	0.00	269,414,729.00	1285,000,715.00-
72 50 95 02	Generales	20190531	223,187,634.00-	0.00	134,470,780.00	357,658,414.00-
72 50 95 03	Sueldos y Salarios	20190531	208,691,950.00-	0.00	77,867,597.00	286,559,547.00-
72 50 95 09	Prestaciones Sociale	20190331	25,591,258.00-	0.00	0.00	25,591,258.00-
72 50 95 10	Gastos de Personal D	20190531	558,115,144.00-	0.00	57,076,352.00	615,191,496.00-
81	ACTIVOS CONTINGENTES	20190625	19,768,290.00	297,427,027.00	270,487,266.00	46,708,051.00
81 90	OTROS ACTIVOS CONTIN	20190625	19,768,290.00	297,427,027.00	270,487,266.00	46,708,051.00
81 90 90	Otros Activos Contin	20190625	19,768,290.00	297,427,027.00	270,487,266.00	46,708,051.00
81 90 90 03	Otros Deudores	20171231	6,548,000.00	0.00	0.00	6,548,000.00
81 90 90 03 12	Pago Extemporaneo Re	20171231	6,548,000.00	0.00	0.00	6,548,000.00
81 90 90 90	Iva Por Reintegrar	20190625	13,220,290.00	297,427,027.00	270,487,266.00	40,160,051.00
83	DEUDORAS DE CONTROL	20190625	17450,277,386.00	9861,797,222.00	9761,628,612.00	17550,445,996.00
83 01	BIENES Y DERECHOS EN	20190625	80,229,674.00	374,074,164.00	328,249,349.00	126,054,489.00
83 01 02	Derechos	20190625	80,229,674.00	374,074,164.00	328,249,349.00	126,054,489.00
83 01 02 01	Avances Por Girar	20190625	80,229,674.00	374,074,164.00	328,249,349.00	126,054,489.00
83 15	BIENES Y DERECHOS RE	20190523	16505,337,738.00	24,017,561.00	0.00	16529,355,299.00
83 15 10	Propiedades Planta y	20190523	16505,337,738.00	24,017,561.00	0.00	16529,355,299.00
83 15 10 07	Componentes de las P	20190523	16505,337,738.00	24,017,561.00	0.00	16529,355,299.00
83 15 10 07 20	Equipo y Maquinaria	20181231	24,843,151.00	0.00	0.00	24,843,151.00
83 15 10 07 21	Equipo y Maquinaria	20181231	2,670,471.00	0.00	0.00	2,670,471.00
83 15 10 07 22	Instrumentos Musical	20181231	498,342,452.00	0.00	0.00	498,342,452.00
83 15 10 07 23	Equipo de Recreación	20181231	42,907,293.00	0.00	0.00	42,907,293.00
83 15 10 07 24	Equipo y Maquinaria	20181231	14,397,039.00	0.00	0.00	14,397,039.00
83 15 10 07 25	Herramientas y Acces	20181231	208,538,000.00	0.00	0.00	208,538,000.00
83 15 10 07 26	Equipo y Maquinaria	20181231	4737,224,910.00	0.00	0.00	4737,224,910.00

De : MAY 1/2019 A : MAY 31/2019

CUENTA	DESCRIPCION	ULT. MOV.	SALDO ANTERIOR	DEBITOS	CREDITOS	NUEVO SALDO
83 15 10 07 27	Equipos para Medicin	20181231	60,501,355.00	0.00	0.00	60,501,355.00
83 15 10 07 28	Muebles y Enseres	20181231	4907,088,655.00	0.00	0.00	4907,088,655.00
83 15 10 07 29	Equipo y Maquinaria	20190523	135,014,997.00	3,973,500.00	0.00	138,988,497.00
83 15 10 07 30	Equipo y Maquinaria	20190513	1548,562,379.00	2,450,000.00	0.00	1551,012,379.00
83 15 10 07 31	Equipo y Maquinaria	20190513	2568,407,770.00	15,734,003.00	0.00	2584,141,773.00
83 15 10 07 32	Libros	20181231	1639,830,373.00	0.00	0.00	1639,830,373.00
83 15 10 07 33	Software	20190507	117,008,893.00	1,860,058.00	0.00	118,868,951.00
83 69	DESEMBOLSOS BIENESTA	20190130	804,705,068.00	0.00	0.00	804,705,068.00
83 69 09	Gastos De Viaje	20190130	804,705,068.00	0.00	0.00	804,705,068.00
83 69 09 01	Avance Contrato Estu	20190130	804,705,068.00	0.00	0.00	804,705,068.00
83 90	OTRAS CUENTAS DEUDOR	20190621	60,004,906.00	9463,705,497.00	9433,379,263.00	90,331,140.00
83 90 07	Componentes De Las P	20190531	0.00	4,514,811.00	0.00	4,514,811.00
83 90 07 25	Herramientas Y Acces	20190507	0.00	407,361.00	0.00	407,361.00
83 90 07 26	Equipo Y Maquinaria	20190528	0.00	1,160,250.00	0.00	1,160,250.00
83 90 07 28	Muebles Y Enseres	20190531	0.00	2,947,200.00	0.00	2,947,200.00
83 90 90	Otras Cuentas Deudor	20190621	60,004,906.00	9459,190,686.00	9433,379,263.00	85,816,329.00
83 90 90 02	cuenta puente para n	20190621	0.00	9366,525,328.00	9366,525,328.00	0.00
83 90 90 03	AVANCES SOBRE CONVEN	20190531	60,004,906.00	92,665,358.00	66,853,935.00	85,816,329.00
89	DEUDORAS POR CONTRA	20190625	17470,045,676.00-	665,740,550.00	792,848,921.00	17597,154,047.00-
89 05	ACTIVOS CONTINGENTES	20190625	19,768,290.00-	270,487,266.00	297,427,027.00	46,708,051.00-
89 05 90	Otros Activos Contin	20190625	19,768,290.00-	270,487,266.00	297,427,027.00	46,708,051.00-
89 15	DEUDORAS DE CONTROL	20190625	17450,277,386.00-	395,253,284.00	495,421,894.00	17550,445,996.00-
89 15 06	Bienes y derechos re	20190523	16505,337,738.00-	0.00	24,017,561.00	16529,355,299.00-
89 15 25	Bienes Y Derechos En	20190625	80,229,674.00-	328,399,349.00	374,224,164.00	126,054,489.00-
89 15 69	Desembolsos Bienesta	20190130	804,705,068.00-	0.00	0.00	804,705,068.00-
89 15 90	Otras Cuentas Deudor	20190621	60,004,906.00-	66,853,935.00	97,180,169.00	90,331,140.00-
91	PASIVOS CONTINGENTES	20190629	65507,322,358.00-	6472,020,381.00	2991,840,745.00	62027,142,722.00-
91 20	LITIGIOS Y MECANISMO	20190329	4203,542,193.00-	0.00	0.00	4203,542,193.00-
91 20 01	Civiles	20190329	191,338,368.00-	0.00	0.00	191,338,368.00-
91 20 02	Laborales	20190329	188,676,479.00-	0.00	0.00	188,676,479.00-
91 20 04	Administrativos	20190329	3823,527,346.00-	0.00	0.00	3823,527,346.00-
91 90	OTRAS RESPONSABILIDA	20190629	61303,780,165.00-	6472,020,381.00	2991,840,745.00	57823,600,529.00-
91 90 90	Otras Responsabilida	20190629	61303,780,165.00-	6472,020,381.00	2991,840,745.00	57823,600,529.00-
91 90 90 10	Contratacion 2018	20190629	27526,767,910.00-	4680,602,052.00	2980,726,621.00	25826,892,479.00-
91 90 90 10 01	Contratos Juridica	20190629	25727,292,353.00-	3590,340,684.00	1248,764,946.00	23385,716,615.00-
91 90 90 10 02	Ordenes de Compra	20190620	1799,475,557.00-	1090,261,368.00	1731,961,675.00	2441,175,864.00-
91 90 90 50	Reservas 2017	20190625	18314,754,795.00-	1789,422,895.00	11,114,124.00	16536,446,024.00-
91 90 90 50 01	Reservas Funcionamie	20190621	5955,199,195.00-	672,013,739.00	11,114,124.00	5294,299,580.00-
91 90 90 50 02	Reservas Inversion	20190625	8556,552,947.00-	869,676,023.00	0.00	7686,876,924.00-
91 90 90 50 03	Reservas Pensiones	20190506	3803,002,653.00-	247,733,133.00	0.00	3555,269,520.00-
91 90 90 60	Pasivos 2016	20190528	15462,257,460.00-	1,995,434.00	0.00	15460,262,026.00-
93	ACREEDORAS DE CONTRO	20180830	8,799,999.00-	0.00	0.00	8,799,999.00-
93 06	BIENES RECIBIDOS EN	20180830	8,799,999.00-	0.00	0.00	8,799,999.00-
93 06 17	Propiedades Planta y	20180830	8,799,999.00-	0.00	0.00	8,799,999.00-
93 06 17 01	Grupo 2-21 Equipo Ma	20180830	8,799,999.00-	0.00	0.00	8,799,999.00-
99	ACREEDORAS POR CONTR	20190629	65516,122,357.00	2927,843,935.00	6408,023,571.00	62035,942,721.00
99 05	RESPONSABILIDADES CO	20190629	65507,322,358.00	2927,843,935.00	6408,023,571.00	62027,142,722.00
99 05 05	Litigios Y Mecanismo	20190329	4203,542,193.00	0.00	0.00	4203,542,193.00
99 05 05 01	Procesos Civiles	20190329	191,338,368.00	0.00	0.00	191,338,368.00
99 05 05 02	Resp Cont Laborales	20190329	188,676,479.00	0.00	0.00	188,676,479.00

De : MAY 1/2019 A : MAY 31/2019

C U E N T A	D E S C R I P C I O N	U L T. M O V.	S A L D O A N T E R I O R	D E B I T O S	C R E D I T O S'	N U E V O S A L D O
99 05 05 04	Respon s Cont Admiis	20190329	3823,527,346.00	0.00	0.00	3823,527,346.00
99 05 90	Otras Responsabilida	20190629	61303,780,165.00	2927,843,935.00	6408,023,571.00	57823,600,529.00
99 05 90 01	Otras Responsabilida	20190629	61303,780,165.00	2927,843,935.00	6408,023,571.00	57823,600,529.00
99 15	ACREEDORAS DE CONTRO	20180830	8,799,999.00	0.00	0.00	8,799,999.00
99 15 02	Bienes Recibidos en	20180830	8,799,999.00	0.00	0.00	8,799,999.00
T O T A L E S ==>			0.00	173220,872,366.00	173220,872,366.00	0.00