

SISTEMA DE PRESUPUESTO
EJECUCION PRESUPUESTO
INFORME DE EJECUCION DEL PRESUPUESTO DE GASTOS E INVERSIONES

02-12-2019
03:32

ENTIDAD: 230 - UNIVERSIDAD DISTRITAL FRANCISCO JOSE DE CALDAS		MES: NOVIEMBRE											
UNIDAD EJECUTORA: 01 - RECTOR		VIGENCIA FISCAL: 2019											
RUBRO PRESUPUESTAL		APROPIACION						TOTAL COMPROMISOS		EJECUC. PRESUP.	AUTORIZACION DE GIRO		EJEC. AUT. GIRO %
CODIGO 1	NOMBRE 2	INICIAL 3	MODIFICACIONES		VIGENTE 6=(3+5)	SUSPENSION 7	DISPONIBLE 8=(6-7)	MES 9	ACUMULADO 10	(11=10/8)	AUTORIZACION DE GIRO		(14=13/9)
			MES 4	ACUMULADO 5							MES 12	ACUMULADO 13	
3	GASTOS	332,640,409,000.00	1,929,858,127.00	39,688,574,608.00	372,328,983,608.00	0.00	372,328,983,608.00	17,863,584,949.00	265,272,964,150.08	71.25	17,585,512,698.00	238,093,248,821.00	63.95
3-01	GASTOS DE FUNCIONAMIENTO	292,424,083,000.00	1,929,858,127.00	21,950,432,319.00	314,374,515,319.00	0.00	314,374,515,319.00	17,349,774,836.00	255,937,516,613.08	81.41	16,439,242,210.00	231,279,848,864.00	73.57
3-01-001	GASTOS DE PERSONAL	166,158,204,000.00	473,934,541.00	7,157,834,896.00	173,316,038,896.00	0.00	173,316,038,896.00	7,240,310,755.00	136,814,245,758.08	78.94	7,223,272,623.00	127,392,160,534.00	73.50
3-01-001-01	PLANTA DE PERSONAL PERMANENTE	124,678,553,000.00	414,210,888.00	-2,440,606,235.00	122,237,946,765.00	0.00	122,237,946,765.00	6,168,104,531.00	89,095,894,897.00	72.89	6,173,574,704.00	89,094,793,447.00	72.89
3-01-001-01-01	FACTORES CONSTITUTIVOS DE SALARIO	92,864,811,000.00	335,919,237.00	-3,052,894,309.00	89,811,916,691.00	0.00	89,811,916,691.00	4,627,966,044.00	66,072,588,120.00	73.57	4,633,436,217.00	66,071,486,670.00	73.57
3-01-001-01-01-01	FACTORES SALARIALES COMUNES	84,165,774,000.00	335,919,237.00	-2,757,125,231.00	81,408,648,769.00	0.00	81,408,648,769.00	4,440,458,025.00	58,489,961,120.00	71.85	4,445,319,169.00	58,488,859,670.00	71.85
3-01-001-01-01-01-0001	SUELDO BÁSICO	70,842,911,000.00	0.00	-4,125,569,437.00	66,717,341,563.00	0.00	66,717,341,563.00	4,323,813,555.00	56,166,966,472.00	84.19	4,323,813,555.00	56,166,865,022.00	84.18
3-01-001-01-01-01-0001-01	Administrativos	9,156,819,000.00	0.00	-307,557,341.00	8,849,261,659.00	0.00	8,849,261,659.00	659,056,537.00	7,565,135,957.00	85.49	659,056,537.00	7,565,135,957.00	85.49
3-01-001-01-01-01-0001-02	Docentes	61,686,092,000.00	0.00	-3,818,012,096.00	57,868,079,904.00	0.00	57,868,079,904.00	3,664,757,018.00	48,601,830,515.00	83.99	3,664,757,018.00	48,600,729,065.00	83.99
3-01-001-01-01-01-0004	GASTOS DE REPRESENTACIÓN	287,939,000.00	0.00	44,464,530.00	332,403,530.00	0.00	332,403,530.00	17,406,610.00	247,016,752.00	74.31	17,406,610.00	247,016,752.00	74.31
3-01-001-01-01-01-0004-01	Administrativos	287,939,000.00	0.00	44,464,530.00	332,403,530.00	0.00	332,403,530.00	17,406,610.00	247,016,752.00	74.31	17,406,610.00	247,016,752.00	74.31
3-01-001-01-01-01-0005	Horas Extras, Dominicales, Festivos, Recargo Nocturno y Trabajo Suplementario	156,112,000.00	11,659,247.00	41,707,511.00	197,819,511.00	0.00	197,819,511.00	14,526,936.00	147,894,599.00	74.76	14,526,936.00	147,894,599.00	74.76
3-01-001-01-01-01-0005-01	Administrativos	156,112,000.00	11,659,247.00	41,707,511.00	197,819,511.00	0.00	197,819,511.00	14,526,936.00	147,894,599.00	74.76	14,526,936.00	147,894,599.00	74.76
3-01-001-01-01-01-0006	BONIFICACIÓN POR SERVICIOS PRESTADOS	1,960,288,000.00	324,259,990.00	387,220,953.00	2,347,508,953.00	0.00	2,347,508,953.00	84,710,924.00	1,824,143,797.00	77.71	84,710,924.00	1,824,143,797.00	77.71
3-01-001-01-01-01-0008-01	Administrativos	321,471,000.00	48,713,050.00	48,713,050.00	370,184,050.00	0.00	370,184,050.00	28,747,374.00	266,383,114.00	71.96	29,747,374.00	266,383,114.00	71.96
3-01-001-01-01-01-0008-02	Docentes	1,638,817,000.00	275,546,940.00	338,507,903.00	1,977,324,903.00	0.00	1,977,324,903.00	54,963,550.00	1,557,760,683.00	78.78	54,963,550.00	1,557,760,683.00	78.78
3-01-001-01-01-01-0010	PRIMA DE NAVIDAD	6,817,460,000.00	0.00	441,436,521.00	7,258,896,521.00	0.00	7,258,896,521.00	0.00	27,189,206.00	0.37	4,861,144.00	27,189,206.00	0.37
3-01-001-01-01-01-0010-01	Administrativos	1,453,838,000.00	0.00	0.00	1,453,838,000.00	0.00	1,453,838,000.00	0.00	16,719,355.00	1.15	0.00	16,719,355.00	1.15
3-01-001-01-01-01-0010-02	Docentes	5,363,622,000.00	0.00	441,436,521.00	5,805,058,521.00	0.00	5,805,058,521.00	0.00	10,469,851.00	0.18	4,861,144.00	10,469,851.00	0.18
3-01-001-01-01-01-0011	PRIMA DE VACACIONES	4,101,064,000.00	0.00	453,614,691.00	4,554,678,691.00	0.00	4,554,678,691.00	0.00	76,750,294.00	1.69	0.00	76,750,294.00	1.69
3-01-001-01-01-01-0011-01	Administrativos	779,029,000.00	0.00	0.00	779,029,000.00	0.00	779,029,000.00	0.00	71,344,113.00	9.16	0.00	71,344,113.00	9.16
3-01-001-01-01-01-0011-02	Docentes	3,322,035,000.00	0.00	453,614,691.00	3,775,649,691.00	0.00	3,775,649,691.00	0.00	5,406,181.00	0.14	0.00	5,406,181.00	0.14
3-01-001-01-01-01-02	FACTORES SALARIALES ESPECIALES	8,699,037,000.00	0.00	-295,769,078.00	8,403,267,922.00	0.00	8,403,267,922.00	187,508,019.00	7,582,627,000.00	90.23	188,117,048.00	7,582,627,000.00	90.23
3-01-001-01-01-01-02-0001	PRIMA DE ANTIGÜEDAD	706,142,000.00	0.00	-101,373,612.00	604,768,388.00	0.00	604,768,388.00	41,838,225.00	471,383,223.00	77.94	41,838,225.00	471,383,223.00	77.94
3-01-001-01-01-01-02-0001-01	Administrativos	706,142,000.00	0.00	-101,373,612.00	604,768,388.00	0.00	604,768,388.00	41,838,225.00	471,383,223.00	77.94	41,838,225.00	471,383,223.00	77.94

[Handwritten signatures and initials]

SISTEMA DE PRESUPUESTO
EJECUCION PRESUPUESTO
INFORME DE EJECUCION DEL PRESUPUESTO DE GASTOS E INVERSIONES

02-12-2019
03:32

ENTIDAD: 230 - UNIVERSIDAD DISTRITAL FRANCISCO JOSE DE CALDAS		MES: NOVIEMBRE											
UNIDAD EJECUTORA: 01 - RECTOR		VIGENCIA FISCAL: 2019											
RUBRO PRESUPUESTAL		APROPIACION						TOTAL COMPROMISOS		EJECUC. PRESUP.	AUTORIZACION DE GIRO		EJEC. AUT.GIRO %
CODIGO	NOMBRE	INICIAL	MODIFICACIONES		VIGENTE	SUSPENSION	DISPONIBLE	MES	ACUMULADO	(11=10/8)	MES	ACUMULADO	(14=13/8)
1	2	3	MES	ACUMULADO	6=(3+5)	7	8=(6-7)	9	10	11=10/8	12	13	14=13/8
3-01-001-01-01-02-0002	PRIMA TÉCNICA	1,779,385,000.00	0.00	250,362,198.00	2,029,747,198.00	0.00	2,029,747,198.00	145,669,794.00	1,581,145,365.00	77.90	145,669,794.00	1,581,145,365.00	77.90
3-01-001-01-01-02-0002-01	Administrativos	1,779,385,000.00	0.00	250,362,198.00	2,029,747,198.00	0.00	2,029,747,198.00	145,669,794.00	1,581,145,365.00	77.90	145,669,794.00	1,581,145,365.00	77.90
3-01-001-01-01-02-0003	PRIMA SEMESTRAL	6,213,510,000.00	0.00	-444,757,664.00	5,768,752,336.00	0.00	5,768,752,336.00	0.00	5,530,098,412.00	95.86	609,029.00	5,530,098,412.00	95.86
3-01-001-01-01-02-0003-01	Administrativos	1,517,670,000.00	0.00	-332,582,082.00	1,185,087,918.00	0.00	1,185,087,918.00	0.00	1,153,125,758.00	97.30	0.00	1,153,125,758.00	97.30
3-01-001-01-01-02-0003-02	Docentes	4,695,840,000.00	0.00	-112,175,582.00	4,583,664,418.00	0.00	4,583,664,418.00	0.00	4,376,972,654.00	95.49	609,029.00	4,376,972,654.00	95.49
3-01-001-01-02	CONTRIBUCIONES INHERENTES A LA NÓMINA	31,639,032,000.00	0.00	258,039,328.00	31,897,071,328.00	0.00	31,897,071,328.00	1,527,194,278.00	22,871,595,795.00	71.70	1,527,194,278.00	22,871,595,795.00	71.70
3-01-001-01-02-01	APORTES A LA SEGURIDAD SOCIAL EN PENSIONES	9,994,527,000.00	0.00	-719,545,253.00	9,274,981,747.00	0.00	9,274,981,747.00	654,625,050.00	6,656,303,923.00	71.77	654,625,050.00	6,656,303,923.00	71.77
3-01-001-01-02-01-0001	APORTES A LA SEGURIDAD SOCIAL EN PENSIONES PUBLICAS	9,994,527,000.00	0.00	-3,530,298,193.00	6,464,228,807.00	0.00	6,464,228,807.00	489,939,525.00	5,266,507,673.00	81.47	489,939,525.00	5,266,507,673.00	81.47
3-01-001-01-02-01-0001-01	Administrativos	1,866,489,000.00	0.00	-543,438,949.00	1,323,050,051.00	0.00	1,323,050,051.00	87,497,025.00	956,703,348.00	72.31	87,497,025.00	956,703,348.00	72.31
3-01-001-01-02-01-0001-02	Docentes	8,128,038,000.00	0.00	-2,986,859,244.00	5,141,178,756.00	0.00	5,141,178,756.00	402,442,500.00	4,309,804,325.00	83.83	402,442,500.00	4,309,804,325.00	83.83
3-01-001-01-02-01-0002	Aportes a la seguridad social en pensiones privadas	0.00	0.00	2,810,752,940.00	2,810,752,940.00	0.00	2,810,752,940.00	164,685,525.00	1,389,796,250.00	49.45	164,685,525.00	1,389,796,250.00	49.45
3-01-001-01-02-01-0002-01	Aportes Pensiones Privadas Administr	0.00	0.00	327,960,802.00	327,960,802.00	0.00	327,960,802.00	19,331,775.00	167,605,275.00	51.11	19,331,775.00	167,605,275.00	51.11
3-01-001-01-02-01-0002-02	Aportes Pensiones Privadas Docentes	0.00	0.00	2,482,792,138.00	2,482,792,138.00	0.00	2,482,792,138.00	145,353,750.00	1,222,190,975.00	49.23	145,353,750.00	1,222,190,975.00	49.23
3-01-001-01-02-02	APORTES A LA SEGURIDAD SOCIAL EN SALUD	7,211,701,000.00	0.00	143,174,119.00	7,354,875,119.00	0.00	7,354,875,119.00	463,352,928.00	4,711,663,378.00	64.06	463,352,928.00	4,711,663,378.00	64.06
3-01-001-01-02-02-0001	APORTES A LA SEGURIDAD SOCIAL EN SALUD PÚBLICA	7,211,701,000.00	0.00	-6,299,176,200.00	912,524,800.00	0.00	912,524,800.00	0.00	911,351,409.00	99.87	0.00	911,351,409.00	99.87
3-01-001-01-02-02-0001-01	Administrativos	1,180,259,000.00	0.00	-1,024,259,000.00	156,000,000.00	0.00	156,000,000.00	0.00	154,826,609.00	99.25	0.00	154,826,609.00	99.25
3-01-001-01-02-02-0001-02	Docentes	6,031,442,000.00	0.00	-5,274,917,200.00	756,524,800.00	0.00	756,524,800.00	0.00	756,524,800.00	100.00	0.00	756,524,800.00	100.00
3-01-001-01-02-02-0002	Aportes a la seguridad social en salud privada	0.00	0.00	6,442,350,319.00	6,442,350,319.00	0.00	6,442,350,319.00	463,352,928.00	3,800,311,969.00	58.98	463,352,928.00	3,800,311,969.00	58.98
3-01-001-01-02-02-0002-01	Aportes Salud Privadas Administr	0.00	0.00	1,024,259,000.00	1,024,259,000.00	0.00	1,024,259,000.00	75,671,556.00	636,876,793.00	62.18	75,671,556.00	636,876,793.00	62.18
3-01-001-01-02-02-0002-02	Aportes Salud Privadas Docentes	0.00	0.00	5,418,091,319.00	5,418,091,319.00	0.00	5,418,091,319.00	387,681,372.00	3,163,435,176.00	58.39	387,681,372.00	3,163,435,176.00	58.39
3-01-001-01-02-03	APORTES DE CESANTÍAS	8,571,570,000.00	0.00	-948,533,140.00	7,623,036,860.00	0.00	7,623,036,860.00	0.00	6,917,945,744.00	90.75	0.00	6,917,945,744.00	90.75
3-01-001-01-02-03-0001	APORTES DE CESANTÍAS A FONDOS PÚBLICOS	8,571,570,000.00	0.00	-948,533,140.00	7,623,036,860.00	0.00	7,623,036,860.00	0.00	6,917,945,744.00	90.75	0.00	6,917,945,744.00	90.75
3-01-001-01-02-03-0001-01	Administrativos	1,343,162,000.00	0.00	144,149,179.00	1,487,311,179.00	0.00	1,487,311,179.00	0.00	1,359,572,148.00	91.41	0.00	1,359,572,148.00	91.41
3-01-001-01-02-03-0001-02	Docentes	7,228,408,000.00	0.00	-1,092,682,319.00	6,135,725,681.00	0.00	6,135,725,681.00	0.00	5,558,373,596.00	90.59	0.00	5,558,373,596.00	90.59
3-01-001-01-02-04	APORTES A CAJAS DE COMPENSACIÓN FAMILIAR	3,670,969,000.00	0.00	507,747,550.00	4,178,716,550.00	0.00	4,178,716,550.00	217,703,800.00	2,457,549,700.00	58.81	217,703,800.00	2,457,549,700.00	58.81

pu
[Handwritten signature]

SISTEMA DE PRESUPUESTO
EJECUCION PRESUPUESTO
INFORME DE EJECUCION DEL PRESUPUESTO DE GASTOS E INVERSIONES

02-12-2019
03:32

ENTIDAD: 230 - UNIVERSIDAD DISTRITAL FRANCISCO JOSE DE CALDAS		MES: NOVIEMBRE											
UNIDAD EJECUTORA: 01 - RECTOR		VIGENCIA FISCAL: 2019											
RUBRO PRESUPUESTAL		APROPIACION						TOTAL COMPROMISOS		EJECUC. PRESUP.	AUTORIZACION DE GIRO		EJEC. AUT. GIRO %
CODIGO 1	NOMBRE 2	INICIAL 3	MODIFICACIONES		VIGENTE 6=(3+5)	SUSPENSION 7	DISPONIBLE 8=(6-7)	MES 9	ACUMULADO 10	(11=10/8)	AUTORIZACION DE GIRO		(14=13/8)
			MES 4	ACUMULADO 5							MES 12	ACUMULADO 13	
3-01-001-01-02-04-0001	COMPENSAR	3,670,969,000.00	0.00	507,747,550.00	4,178,716,550.00	0.00	4,178,716,550.00	217,703,800.00	2,457,549,700.00	58.81	217,703,800.00	2,457,549,700.00	58.81
3-01-001-01-02-04-0001-01	ADMINISTRATIVOS	555,416,000.00	0.00	99,896,833.00	655,312,833.00	0.00	655,312,833.00	35,489,500.00	418,211,800.00	63.82	35,489,500.00	418,211,800.00	63.82
3-01-001-01-02-04-0001-02	DOCENTES	3,115,553,000.00	0.00	407,850,717.00	3,523,403,717.00	0.00	3,523,403,717.00	182,214,300.00	2,039,337,900.00	57.88	182,214,300.00	2,039,337,900.00	57.88
3-01-001-01-02-05	APORTES GENERALES AL SISTEMA DE RIESGOS LABORALES	421,944,000.00	0.00	-44,430,530.00	377,513,470.00	0.00	377,513,470.00	28,224,500.00	284,853,400.00	75.46	28,224,500.00	284,853,400.00	75.46
3-01-001-01-02-05-0001	APORTES GENERALES AL SISTEMA DE RIESGOS LABORALES PÚBLICOS	421,944,000.00	0.00	-44,430,530.00	377,513,470.00	0.00	377,513,470.00	28,224,500.00	284,853,400.00	75.46	28,224,500.00	284,853,400.00	75.46
3-01-001-01-02-05-0001-01	ADMINISTRATIVOS	72,474,000.00	0.00	-13,211,650.00	59,262,350.00	0.00	59,262,350.00	4,528,700.00	47,541,500.00	80.22	4,528,700.00	47,541,500.00	80.22
3-01-001-01-02-05-0001-02	DOCENTES	349,470,000.00	0.00	-31,218,880.00	318,251,120.00	0.00	318,251,120.00	23,695,800.00	237,311,900.00	74.57	23,695,800.00	237,311,900.00	74.57
3-01-001-01-02-06	APORTES AL ICBF	1,768,321,000.00	0.00	1,319,626,582.00	3,087,947,582.00	0.00	3,087,947,582.00	163,288,000.00	1,843,279,650.00	59.69	163,288,000.00	1,843,279,650.00	59.69
3-01-001-01-02-06-0001	APORTES AL ICBF DE FUNCIONARIOS	1,768,321,000.00	0.00	1,319,626,582.00	3,087,947,582.00	0.00	3,087,947,582.00	163,288,000.00	1,843,279,650.00	59.69	163,288,000.00	1,843,279,650.00	59.69
3-01-001-01-02-06-0001-01	Administrativos	429,354,000.00	0.00	62,167,332.00	491,521,332.00	0.00	491,521,332.00	26,620,800.00	313,696,350.00	63.82	26,620,800.00	313,696,350.00	63.82
3-01-001-01-02-06-0001-02	Docentes	1,338,967,000.00	0.00	1,257,459,250.00	2,596,426,250.00	0.00	2,596,426,250.00	136,667,200.00	1,529,583,300.00	58.91	136,667,200.00	1,529,583,300.00	58.91
3-01-001-01-03	REMUNERACIONES NO CONSTITUTIVAS DE FACTOR SALARIAL	174,710,000.00	78,291,651.00	354,248,746.00	528,958,746.00	0.00	528,958,746.00	12,944,209.00	151,710,982.00	28.68	12,944,209.00	151,710,982.00	28.68
3-01-001-01-03-02	BONIFICACIÓN POR RECREACIÓN	0.00	0.00	50,000,000.00	50,000,000.00	0.00	50,000,000.00	0.00	4,730,675.00	9.46	0.00	4,730,675.00	9.46
3-01-001-01-03-02-0000	Bonificación por Recreación	0.00	0.00	50,000,000.00	50,000,000.00	0.00	50,000,000.00	0.00	4,730,675.00	9.46	0.00	4,730,675.00	9.46
3-01-001-01-03-02-0000-00	Bonificación por Recreación	0.00	0.00	50,000,000.00	50,000,000.00	0.00	50,000,000.00	0.00	4,730,675.00	9.46	0.00	4,730,675.00	9.46
3-01-001-01-03-05	RECONOCIMIENTO POR PERMANENCIA EN EL SERVICIO PÚBLICO - BOGOTÁ D.C.	0.00	78,291,651.00	304,248,746.00	304,248,746.00	0.00	304,248,746.00	0.00	1,070,138.00	0.35	0.00	1,070,138.00	0.35
3-01-001-01-03-05-0000	Reconocimiento por permanencia en el servicio público - Bogotá D. C	0.00	78,291,651.00	304,248,746.00	304,248,746.00	0.00	304,248,746.00	0.00	1,070,138.00	0.35	0.00	1,070,138.00	0.35
3-01-001-01-03-05-0000-00	Reconocimiento por permanencia en e	0.00	78,291,651.00	304,248,746.00	304,248,746.00	0.00	304,248,746.00	0.00	1,070,138.00	0.35	0.00	1,070,138.00	0.35
3-01-001-01-03-06	PRIMA SECRETARIAL	174,710,000.00	0.00	0.00	174,710,000.00	0.00	174,710,000.00	12,944,209.00	145,910,169.00	83.52	12,944,209.00	145,910,169.00	83.52
3-01-001-01-03-06-0000	PRIMA SECRETARIAL	174,710,000.00	0.00	0.00	174,710,000.00	0.00	174,710,000.00	12,944,209.00	145,910,169.00	83.52	12,944,209.00	145,910,169.00	83.52
3-01-001-01-03-06-0000-00	PRIMA SECRETARIAL	174,710,000.00	0.00	0.00	174,710,000.00	0.00	174,710,000.00	12,944,209.00	145,910,169.00	83.52	12,944,209.00	145,910,169.00	83.52
3-01-001-02	PERSONAL SUPERNUMERARIO Y TEMPORAL DOCENTES DE VINCULACIÓN ESPECIAL	38,132,652,000.00	0.00	9,288,208,776.00	47,420,860,776.00	0.00	47,420,860,776.00	925,089,177.00	45,520,603,830.08	95.99	902,580,872.00	36,099,820,056.00	76.13

Handwritten signatures and initials.

SISTEMA DE PRESUPUESTO
EJECUCION PRESUPUESTO
INFORME DE EJECUCION DEL PRESUPUESTO DE GASTOS E INVERSIONES

02-12-2019
03:32

ENTIDAD: 230 - UNIVERSIDAD DISTRITAL FRANCISCO JOSE DE CALDAS								MES: NOVIEMBRE						
UNIDAD EJECUTORA: 01 - RECTOR								VIGENCIA FISCAL:		2019				
RUBRO PRESUPUESTAL		APROPIACION						TOTAL COMPROMISOS		EJECUC. PRESUP.	AUTORIZACION DE GIRO		EJEC. AUT. GIRO %	
CODIGO	NOMBRE	INICIAL	MODIFICACIONES		VIGENTE	SUSPENSION	DISPONIBLE	MES	ACUMULADO	(11+10/8)	MES	ACUMULADO	(14+13/8)	
1	2	3	MES	ACUMULADO	6=(3+5)	7	8=(6-7)	9	10	11	12	13	14	
3-01-001-02-01	FACTORES CONSTITUTIVOS DE SALARIO	29,566,850,000.00	0.00	7,962,383,573.00	37,529,233,573.00	0.00	37,529,233,573.00	22,413,887.00	37,036,380,919.08	98.69	0.00	29,050,184,545.00	77.41	
3-01-001-02-01-01	FACTORES SALARIALES COMUNES	29,566,850,000.00	0.00	7,962,383,573.00	37,529,233,573.00	0.00	37,529,233,573.00	22,413,887.00	37,036,380,919.08	98.69	0.00	29,050,184,545.00	77.41	
3-01-001-02-01-01-00001	Sueldo básico	26,914,877,000.00	0.00	7,061,545,817.00	33,976,422,817.00	0.00	33,976,422,817.00	18,305,621.00	33,513,338,147.08	98.64	0.00	27,138,724,773.00	79.88	
3-01-001-02-01-01-00010	Sueldo básico	26,914,877,000.00	0.00	7,061,545,817.00	33,976,422,817.00	0.00	33,976,422,817.00	18,305,621.00	33,513,338,147.08	98.64	0.00	27,138,724,773.00	79.88	
3-01-001-02-01-01-00009	Prima de servicios	849,991,000.00	0.00	421,359,805.00	1,271,350,805.00	0.00	1,271,350,805.00	2,190,362.00	1,266,025,042.00	99.58	0.00	1,261,087,041.00	99.19	
3-01-001-02-01-01-0000900	Prima de servicios	849,991,000.00	0.00	421,359,805.00	1,271,350,805.00	0.00	1,271,350,805.00	2,190,362.00	1,266,025,042.00	99.58	0.00	1,261,087,041.00	99.19	
3-01-001-02-01-01-00100	Prima de navidad	849,991,000.00	0.00	347,069,241.00	1,197,060,241.00	0.00	1,197,060,241.00	2,048,515.00	1,186,598,642.00	99.13	0.00	218,513,646.00	18.25	
3-01-001-02-01-01-0010000	Prima de navidad	849,991,000.00	0.00	347,069,241.00	1,197,060,241.00	0.00	1,197,060,241.00	2,048,515.00	1,186,598,642.00	99.13	0.00	218,513,646.00	18.25	
3-01-001-02-01-01-00111	Prima de vacaciones	951,991,000.00	0.00	132,408,710.00	1,084,399,710.00	0.00	1,084,399,710.00	-130,611.00	1,070,419,088.00	98.71	0.00	431,859,085.00	39.82	
3-01-001-02-01-01-0011100	Prima de vacaciones	951,991,000.00	0.00	132,408,710.00	1,084,399,710.00	0.00	1,084,399,710.00	-130,611.00	1,070,419,088.00	98.71	0.00	431,859,085.00	39.82	
3-01-001-02-02	CONTRIBUCIONES INHERENTES A LA NÓMINA	8,565,802,000.00	0.00	1,325,825,203.00	9,891,627,203.00	0.00	9,891,627,203.00	902,675,290.00	8,484,222,911.00	85.77	902,580,872.00	7,049,435,511.00	71.27	
3-01-001-02-02-01	Aportes a la seguridad social en pensiones	2,706,667,000.00	0.00	452,624,340.00	3,159,291,340.00	0.00	3,159,291,340.00	384,566,849.00	2,586,821,959.00	81.88	384,566,849.00	2,586,821,959.00	81.88	
3-01-001-02-02-01-00001	Aportes a la seguridad social en pensiones públicas	2,706,667,000.00	0.00	452,624,340.00	3,159,291,340.00	0.00	3,159,291,340.00	384,566,849.00	2,586,821,959.00	81.88	384,566,849.00	2,586,821,959.00	81.88	
3-01-001-02-02-01-0001000	Aportes a la seguridad social en pensio	2,706,667,000.00	0.00	452,624,340.00	3,159,291,340.00	0.00	3,159,291,340.00	384,566,849.00	2,586,821,959.00	81.88	384,566,849.00	2,586,821,959.00	81.88	
3-01-001-02-02-02	Aportes a la seguridad social en salud	1,930,164,000.00	0.00	318,404,343.00	2,248,568,343.00	0.00	2,248,568,343.00	273,665,923.00	1,844,055,127.00	82.01	273,665,923.00	1,844,055,127.00	82.01	
3-01-001-02-02-02-00001	Aportes a la seguridad social en salud pública	1,930,164,000.00	0.00	318,404,343.00	2,248,568,343.00	0.00	2,248,568,343.00	273,665,923.00	1,844,055,127.00	82.01	273,665,923.00	1,844,055,127.00	82.01	
3-01-001-02-02-02-0001000	Aportes a la seguridad social en salud	1,930,164,000.00	0.00	318,404,343.00	2,248,568,343.00	0.00	2,248,568,343.00	273,665,923.00	1,844,055,127.00	82.01	273,665,923.00	1,844,055,127.00	82.01	
3-01-001-02-02-03	Aportes de cesantías	2,141,979,000.00	0.00	286,660,094.00	2,428,639,094.00	0.00	2,428,639,094.00	94,418.00	2,409,159,025.00	99.20	0.00	974,371,625.00	40.12	
3-01-001-02-02-03-00001	Aportes de cesantías a fondos públicos	2,141,979,000.00	0.00	286,660,094.00	2,428,639,094.00	0.00	2,428,639,094.00	94,418.00	2,409,159,025.00	99.20	0.00	974,371,625.00	40.12	
3-01-001-02-02-03-0001000	Aportes de cesantías a fondos público	2,141,979,000.00	0.00	286,660,094.00	2,428,639,094.00	0.00	2,428,639,094.00	94,418.00	2,409,159,025.00	99.20	0.00	974,371,625.00	40.12	
3-01-001-02-02-04	Aportes a cajas de compensación familiar	966,117,000.00	0.00	117,705,055.00	1,083,822,055.00	0.00	1,083,822,055.00	129,986,500.00	874,851,700.00	80.72	129,986,500.00	874,851,700.00	80.72	
3-01-001-02-02-04-00001	Compensar	966,117,000.00	0.00	117,705,055.00	1,083,822,055.00	0.00	1,083,822,055.00	129,986,500.00	874,851,700.00	80.72	129,986,500.00	874,851,700.00	80.72	
3-01-001-02-02-04-0001000	Compensar	966,117,000.00	0.00	117,705,055.00	1,083,822,055.00	0.00	1,083,822,055.00	129,986,500.00	874,851,700.00	80.72	129,986,500.00	874,851,700.00	80.72	
3-01-001-02-02-05	Aportes generales al sistema de riesgos laborales	117,585,000.00	0.00	26,030,756.00	143,615,756.00	0.00	143,615,756.00	16,894,400.00	113,084,600.00	78.74	16,894,400.00	113,084,600.00	78.74	


W.


X

SISTEMA DE PRESUPUESTO
EJECUCION PRESUPUESTO
INFORME DE EJECUCION DEL PRESUPUESTO DE GASTOS E INVERSIONES

02-12-2019
03:32


ENTIDAD: 230 - UNIVERSIDAD DISTRITAL FRANCISCO JOSE DE CALDAS		MES: NOVIEMBRE											
UNIDAD EJECUTORA: 01 - RECTOR		VIGENCIA FISCAL: 2019											
RUBRO PRESUPUESTAL		APROPIACION						TOTAL COMPROMISOS		EJECUC. PRESUP.	AUTORIZACION DE GIRO		EJEC. AUT. GIRO %
CODIGO	NOMBRE	INICIAL	MODIFICACIONES		VIGENTE	SUSPENSION	DISPONIBLE	MES	ACUMULADO	(11=10B)	AUTORIZACION DE GIRO		(14=13B)
			MES	ACUMULADO							MES	ACUMULADO	
1	2	3	4	5	6=(3+5)	7	8=(6-7)	9	10	11	12	13	14
3-01-001-02-02-05-0001	Aportes generales al sistema de riesgos laborales públicos	117,585,000.00	0.00	26,030,756.00	143,615,756.00	0.00	143,615,756.00	16,894,400.00	113,084,600.00	78.74	16,894,400.00	113,084,600.00	78.74
3-01-001-02-02-05-0001-00	Aportes generales al sistema de riesgos laborales públicos	117,585,000.00	0.00	26,030,756.00	143,615,756.00	0.00	143,615,756.00	16,894,400.00	113,084,600.00	78.74	16,894,400.00	113,084,600.00	78.74
3-01-001-02-02-06	Aportes al ICBF	703,290,000.00	0.00	124,400,615.00	827,690,615.00	0.00	827,690,615.00	97,467,200.00	656,250,500.00	79.29	97,467,200.00	656,250,500.00	79.29
3-01-001-02-02-06-0001	Aportes al ICBF de funcionarios	703,290,000.00	0.00	124,400,615.00	827,690,615.00	0.00	827,690,615.00	97,467,200.00	656,250,500.00	79.29	97,467,200.00	656,250,500.00	79.29
3-01-001-02-02-06-0001-00	Aportes al ICBF de funcionarios	703,290,000.00	0.00	124,400,615.00	827,690,615.00	0.00	827,690,615.00	97,467,200.00	656,250,500.00	79.29	97,467,200.00	656,250,500.00	79.29
3-01-001-03	TRABAJADORES OFICIALES	3,346,999,000.00	59,723,653.00	310,232,355.00	3,657,231,355.00	0.00	3,657,231,355.00	147,117,047.00	2,197,747,031.00	60.09	147,117,047.00	2,197,747,031.00	60.09
3-01-001-03-01	FACTORES CONSTITUTIVOS DE SALARIO	1,663,449,000.00	59,723,653.00	362,224,488.00	2,025,673,488.00	0.00	2,025,673,488.00	78,000,278.00	1,399,828,726.00	69.10	78,000,278.00	1,399,828,726.00	69.10
3-01-001-03-01-01	FACTORES SALARIALES COMUNES	1,437,898,000.00	19,723,653.00	246,006,355.00	1,683,904,355.00	0.00	1,683,904,355.00	70,618,380.00	1,104,176,571.00	65.57	70,618,380.00	1,104,176,571.00	65.57
3-01-001-03-01-01-0001	Sueldo Trabajadores Oficiales	1,077,414,000.00	0.00	18,626,000.00	1,096,040,000.00	0.00	1,096,040,000.00	62,806,266.00	945,542,833.00	86.27	62,806,266.00	945,542,833.00	86.27
3-01-001-03-01-01-0001-00	Sueldo Trabajadores Oficiales	1,077,414,000.00	0.00	18,626,000.00	1,096,040,000.00	0.00	1,096,040,000.00	62,806,266.00	945,542,833.00	86.27	62,806,266.00	945,542,833.00	86.27
3-01-001-03-01-01-0005	Auxilio de transporte	66,639,000.00	1,311,170.00	1,311,170.00	67,950,170.00	0.00	67,950,170.00	4,082,588.00	58,435,212.00	86.00	4,082,588.00	58,435,212.00	86.00
3-01-001-03-01-01-0005-00	Auxilio de transporte	66,639,000.00	1,311,170.00	1,311,170.00	67,950,170.00	0.00	67,950,170.00	4,082,588.00	58,435,212.00	86.00	4,082,588.00	58,435,212.00	86.00
3-01-001-03-01-01-0006	Subsidio de alimentación	66,639,000.00	0.00	-10,033,309.00	56,605,691.00	0.00	56,605,691.00	3,729,526.00	53,381,691.00	94.30	3,729,526.00	53,381,691.00	94.30
3-01-001-03-01-01-0006-00	Subsidio de alimentación	66,639,000.00	0.00	-10,033,309.00	56,605,691.00	0.00	56,605,691.00	3,729,526.00	53,381,691.00	94.30	3,729,526.00	53,381,691.00	94.30
3-01-001-03-01-01-0007	Prima de navidad	178,351,000.00	0.00	80,335,324.00	258,686,324.00	0.00	258,686,324.00	0.00	0.00	0.00	0.00	0.00	0.00
3-01-001-03-01-01-0007-00	Prima de navidad	178,351,000.00	0.00	80,335,324.00	258,686,324.00	0.00	258,686,324.00	0.00	0.00	0.00	0.00	0.00	0.00
3-01-001-03-01-01-0008	Prima de vacaciones	48,855,000.00	18,412,483.00	155,767,170.00	204,622,170.00	0.00	204,622,170.00	0.00	46,816,835.00	22.88	0.00	46,816,835.00	22.88
3-01-001-03-01-01-0008-00	Prima de vacaciones	48,855,000.00	18,412,483.00	155,767,170.00	204,622,170.00	0.00	204,622,170.00	0.00	46,816,835.00	22.88	0.00	46,816,835.00	22.88
3-01-001-03-01-02	FACTORES SALARIALES ESPECIALES	225,551,000.00	40,000,000.00	116,218,133.00	341,769,133.00	0.00	341,769,133.00	7,381,898.00	295,652,155.00	86.51	7,381,898.00	295,652,155.00	86.51
3-01-001-03-01-02-0001	Prima de antigüedad	105,042,000.00	40,000,000.00	49,218,133.00	154,260,133.00	0.00	154,260,133.00	7,381,898.00	110,071,775.00	71.35	7,381,898.00	110,071,775.00	71.35
3-01-001-03-01-02-0001-00	Prima de antigüedad	105,042,000.00	40,000,000.00	49,218,133.00	154,260,133.00	0.00	154,260,133.00	7,381,898.00	110,071,775.00	71.35	7,381,898.00	110,071,775.00	71.35
3-01-001-03-01-02-0002	Prima Semestral	120,509,000.00	0.00	67,000,000.00	187,509,000.00	0.00	187,509,000.00	0.00	185,580,380.00	98.97	0.00	185,580,380.00	98.97
3-01-001-03-01-02-0002-00	Prima Semestral	120,509,000.00	0.00	67,000,000.00	187,509,000.00	0.00	187,509,000.00	0.00	185,580,380.00	98.97	0.00	185,580,380.00	98.97
3-01-001-03-02	CONTRIBUCIONES INHERENTES A LA NÓMINA	447,187,000.00	0.00	323,639,579.00	770,826,579.00	0.00	770,826,579.00	27,731,424.00	319,698,667.00	41.47	27,731,424.00	319,698,667.00	41.47
3-01-001-03-02-01	Aportes a la seguridad social en pensiones	129,653,000.00	0.00	148,980,601.00	278,633,601.00	0.00	278,633,601.00	11,543,100.00	116,329,150.00	41.75	11,543,100.00	116,329,150.00	41.75



SISTEMA DE PRESUPUESTO
EJECUCION PRESUPUESTO
INFORME DE EJECUCION DEL PRESUPUESTO DE GASTOS E INVERSIONES

02-12-2019
03:32

ENTIDAD: 230 - UNIVERSIDAD DISTRITAL FRANCISCO JOSE DE CALDAS		MES: NOVIEMBRE											
UNIDAD EJECUTORA: 01 - RECTOR		VIGENCIA FISCAL: 2019											
RUBRO PRESUPUESTAL		APROPIACION						TOTAL COMPROMISOS		EJECUC. PRESUP.	AUTORIZACION DE GIRO		EJEC. AUT. GIRO %
CODIGO 1	NOMBRE 2	INICIAL 3	MODIFICACIONES		VIGENTE 6=(3+5)	SUSPENSION 7	DISPONIBLE 8=(6-7)	MES 9	ACUMULADO 10	(11=10/8)	AUTORIZACION DE GIRO		(14=13/8)
			MES 4	ACUMULADO 5							MES 12	ACUMULADO 13	
3-01-001-03-02-01-0001	Aportes a la seguridad social en pensiones públicas	129,653,000.00	0.00	92,361,327.00	222,014,327.00	0.00	222,014,327.00	9,320,325.00	98,564,650.00	44.40	9,320,325.00	98,564,650.00	44.40
3-01-001-03-02-01-0001-00	Aportes a la seguridad social en pensiones públicas	129,653,000.00	0.00	92,361,327.00	222,014,327.00	0.00	222,014,327.00	9,320,325.00	98,564,650.00	44.40	9,320,325.00	98,564,650.00	44.40
3-01-001-03-02-01-0002	Aportes a la seguridad social en pensiones Privadas	0.00	0.00	56,619,274.00	56,619,274.00	0.00	56,619,274.00	2,222,775.00	17,764,500.00	31.38	2,222,775.00	17,764,500.00	31.38
3-01-001-03-02-01-0002-00	Aportes a la seguridad social en pensiones Privadas	0.00	0.00	56,619,274.00	56,619,274.00	0.00	56,619,274.00	2,222,775.00	17,764,500.00	31.38	2,222,775.00	17,764,500.00	31.38
3-01-001-03-02-02	Aportes a la seguridad social en salud	118,849,000.00	0.00	103,447,362.00	222,296,362.00	0.00	222,296,362.00	8,511,524.00	85,963,900.00	38.67	8,511,524.00	85,963,900.00	38.67
3-01-001-03-02-02-0001	Aportes a la seguridad social en salud pública	118,849,000.00	0.00	-100,849,000.00	18,000,000.00	0.00	18,000,000.00	0.00	17,868,480.00	99.27	0.00	17,868,480.00	99.27
3-01-001-03-02-02-0001-00	Aportes a la seguridad social en salud pública	118,849,000.00	0.00	-100,849,000.00	18,000,000.00	0.00	18,000,000.00	0.00	17,868,480.00	99.27	0.00	17,868,480.00	99.27
3-01-001-03-02-02-0002	Aportes a la seguridad social en salud Privada	0.00	0.00	204,296,362.00	204,296,362.00	0.00	204,296,362.00	8,511,524.00	68,095,420.00	33.33	8,511,524.00	68,095,420.00	33.33
3-01-001-03-02-02-0002-00	Aportes a la seguridad social en salud Privada	0.00	0.00	204,296,362.00	204,296,362.00	0.00	204,296,362.00	8,511,524.00	68,095,420.00	33.33	8,511,524.00	68,095,420.00	33.33
3-01-001-03-02-03	Aportes de cesantías	86,142,000.00	0.00	-59,907,783.00	26,234,217.00	0.00	26,234,217.00	0.00	26,234,217.00	100.00	0.00	26,234,217.00	100.00
3-01-001-03-02-03-0001	Aportes de cesantías a fondos públicos	86,142,000.00	0.00	-59,907,783.00	26,234,217.00	0.00	26,234,217.00	0.00	26,234,217.00	100.00	0.00	26,234,217.00	100.00
3-01-001-03-02-03-0001-00	Aportes de cesantías a fondos público	86,142,000.00	0.00	-59,907,783.00	26,234,217.00	0.00	26,234,217.00	0.00	26,234,217.00	100.00	0.00	26,234,217.00	100.00
3-01-001-03-02-04	Aportes a cajas de compensación familiar	67,877,000.00	0.00	64,512,964.00	132,389,964.00	0.00	132,389,964.00	4,112,700.00	49,296,100.00	37.24	4,112,700.00	49,296,100.00	37.24
3-01-001-03-02-04-0001	Compensar	67,877,000.00	0.00	64,512,964.00	132,389,964.00	0.00	132,389,964.00	4,112,700.00	49,296,100.00	37.24	4,112,700.00	49,296,100.00	37.24
3-01-001-03-02-04-0001-00	Compensar	67,877,000.00	0.00	64,512,964.00	132,389,964.00	0.00	132,389,964.00	4,112,700.00	49,296,100.00	37.24	4,112,700.00	49,296,100.00	37.24
3-01-001-03-02-05	Aportes generales al sistema de riesgos laborales	10,727,000.00	0.00	1,245,515.00	11,972,515.00	0.00	11,972,515.00	479,200.00	4,899,300.00	40.92	479,200.00	4,899,300.00	40.92
3-01-001-03-02-05-0001	Aportes generales al sistema de riesgos laborales públicos	10,727,000.00	0.00	1,245,515.00	11,972,515.00	0.00	11,972,515.00	479,200.00	4,899,300.00	40.92	479,200.00	4,899,300.00	40.92
3-01-001-03-02-05-0001-00	Aportes generales al sistema de riesgos laborales públicos	10,727,000.00	0.00	1,245,515.00	11,972,515.00	0.00	11,972,515.00	479,200.00	4,899,300.00	40.92	479,200.00	4,899,300.00	40.92
3-01-001-03-02-06	Aportes al ICBF	33,939,000.00	0.00	65,360,920.00	99,299,920.00	0.00	99,299,920.00	3,084,900.00	36,976,000.00	37.24	3,084,900.00	36,976,000.00	37.24
3-01-001-03-02-06-0001	Aportes al ICBF de funcionarios	33,939,000.00	0.00	65,360,920.00	99,299,920.00	0.00	99,299,920.00	3,084,900.00	36,976,000.00	37.24	3,084,900.00	36,976,000.00	37.24
3-01-001-03-02-06-0001-00	Aportes al ICBF de funcionarios	33,939,000.00	0.00	65,360,920.00	99,299,920.00	0.00	99,299,920.00	3,084,900.00	36,976,000.00	37.24	3,084,900.00	36,976,000.00	37.24
3-01-001-03-03	REMUNERACIONES NO CONSTITUTIVAS DE FACTOR SALARIAL	1,236,363,000.00	0.00	-375,631,712.00	860,731,288.00	0.00	860,731,288.00	41,385,345.00	478,219,638.00	55.56	41,385,345.00	478,219,638.00	55.56
3-01-001-03-03-03	Reconocimiento por permanencia en	353,310,000.00	0.00	-225,957,095.00	127,352,905.00	0.00	127,352,905.00	0.00	0.00	0.00	0.00	0.00	0.00

CAI


X

SISTEMA DE PRESUPUESTO
EJECUCION PRESUPUESTO
INFORME DE EJECUCION DEL PRESUPUESTO DE GASTOS E INVERSIONES

02-12-2019
03:32

ENTIDAD: 230 - UNIVERSIDAD DISTRITAL FRANCISCO JOSE DE CALDAS										MES: NOVIEMBRE			
UNIDAD EJECUTORA: 01 - RECTOR										VIGENCIA FISCAL: 2019			
RUBRO PRESUPUESTAL		APROPIACION						TOTAL COMPROMISOS		EJECUC. PRESUP. (11=10B)	AUTORIZACION DE GIRO		EJEC. AUT. GIRO % (14=13B)
CODIGO 1	NOMBRE 2	INICIAL 3	MODIFICACIONES		VIGENTE 6=(3+5)	SUSPENSION 7	DISPONIBLE 8=(6-7)	MES 9	ACUMULADO 10		MES 12	ACUMULADO 13	
			MES 4	ACUMULADO 5									
	el servicio público												
3-01-001-03-03-03-0000	Reconocimiento por permanencia en el servicio público	353,310,000.00	0.00	-225,957,095.00	127,352,905.00	0.00	127,352,905.00	0.00	0.00	0.00	0.00	0.00	
3-01-001-03-03-03-0000-00	Reconocimiento por permanencia en el servicio público	353,310,000.00	0.00	-225,957,095.00	127,352,905.00	0.00	127,352,905.00	0.00	0.00	0.00	0.00	0.00	
3-01-001-03-03-04	Beneficios convencionales	883,053,000.00	0.00	-149,674,617.00	733,378,383.00	0.00	733,378,383.00	41,385,345.00	478,219,638.00	65.21	41,385,345.00	478,219,638.00	
3-01-001-03-03-04-0001	Quinquenios	208,340,000.00	0.00	-158,340,000.00	50,000,000.00	0.00	50,000,000.00	21,399,930.00	21,399,930.00	42.80	21,399,930.00	21,399,930.00	
3-01-001-03-03-04-0001-00	Quinquenios	208,340,000.00	0.00	-158,340,000.00	50,000,000.00	0.00	50,000,000.00	21,399,930.00	21,399,930.00	42.80	21,399,930.00	21,399,930.00	
3-01-001-03-03-04-0002	Organizaciones Gremiales	73,406,000.00	0.00	-787,916.00	72,618,084.00	0.00	72,618,084.00	0.00	72,618,084.00	100.00	0.00	72,618,084.00	
3-01-001-03-03-04-0002-00	Organizaciones Gremiales	73,406,000.00	0.00	-787,916.00	72,618,084.00	0.00	72,618,084.00	0.00	72,618,084.00	100.00	0.00	72,618,084.00	
3-01-001-03-03-04-0003	Cumplimiento de compromisos sindicales (400 SMLM)	325,934,000.00	0.00	0.00	325,934,000.00	0.00	325,934,000.00	0.00	165,623,200.00	50.81	0.00	165,623,200.00	
3-01-001-03-03-04-0003-00	Cumplimiento de compromisos sindicales (400 SMLM)	325,934,000.00	0.00	0.00	325,934,000.00	0.00	325,934,000.00	0.00	165,623,200.00	50.81	0.00	165,623,200.00	
3-01-001-03-03-04-0004	Subsidio Familiar	275,373,000.00	0.00	-15,546,701.00	259,826,299.00	0.00	259,826,299.00	19,985,415.00	218,578,424.00	84.12	19,985,415.00	218,578,424.00	
3-01-001-03-03-04-0004-00	Subsidio Familiar	275,373,000.00	0.00	-15,546,701.00	259,826,299.00	0.00	259,826,299.00	19,985,415.00	218,578,424.00	84.12	19,985,415.00	218,578,424.00	
3-01-001-03-03-04-0005	Plan de Salud de Administrativos	0.00	0.00	25,000,000.00	25,000,000.00	0.00	25,000,000.00	0.00	0.00	0.00	0.00	0.00	
3-01-001-03-03-04-0005-00	Plan de Salud de Administrativos	0.00	0.00	25,000,000.00	25,000,000.00	0.00	25,000,000.00	0.00	0.00	0.00	0.00	0.00	
3-01-002	ADQUISICIÓN DE BIENES Y SERVICIOS	65,157,471,000.00	605,923,586.00	9,705,135,189.00	74,862,606,189.00	0.00	74,862,606,189.00	4,902,506,073.00	60,180,821,447.00	80.39	3,906,943,822.00	44,948,238,922.00	
3-01-002-01	ADQUISICIÓN DE ACTIVOS NO FINANCIEROS	57,091,000.00	0.00	0.00	57,091,000.00	0.00	57,091,000.00	0.00	0.00	0.00	0.00	0.00	
3-01-002-01-01	ACTIVOS FIJOS	57,091,000.00	0.00	0.00	57,091,000.00	0.00	57,091,000.00	0.00	0.00	0.00	0.00	0.00	
3-01-002-01-01-01	MAQUINARIA Y EQUIPO	57,091,000.00	0.00	0.00	57,091,000.00	0.00	57,091,000.00	0.00	0.00	0.00	0.00	0.00	
3-01-002-01-01-01-0002	EQUIPOS DE INFORMACIÓN, COMPUTACIÓN Y TELECOMUNICACIONES TIC	57,091,000.00	0.00	0.00	57,091,000.00	0.00	57,091,000.00	0.00	0.00	0.00	0.00	0.00	
3-01-002-01-01-01-0002-01	COMPRA DE EQUIPO	57,091,000.00	0.00	0.00	57,091,000.00	0.00	57,091,000.00	0.00	0.00	0.00	0.00	0.00	
3-01-002-02	ADQUISICIONES DIFERENTES DE ACTIVOS NO FINANCIEROS	65,100,380,000.00	605,923,586.00	9,705,135,189.00	74,805,515,189.00	0.00	74,805,515,189.00	4,902,506,073.00	60,180,821,447.00	80.45	3,906,943,822.00	44,948,238,922.00	
3-01-002-02-01	MATERIALES Y SUMINISTROS	1,025,207,000.00	115,000,000.00	172,758,175.00	1,197,965,175.00	0.00	1,197,965,175.00	23,949,821.00	714,554,900.00	59.65	1,100,939.00	378,744,372.00	
3-01-002-02-01-01	PRODUCTOS ALIMENTICIOS, BEBIDAS Y TABACO, TEXTILES, PRENDAS DE VESTIR Y PRODUCTOS DE CUERO	80,000,000.00	0.00	0.00	80,000,000.00	0.00	80,000,000.00	0.00	66,389,754.00	82.99	0.00	66,389,754.00	

cu:

X

SISTEMA DE PRESUPUESTO
EJECUCION PRESUPUESTO
INFORME DE EJECUCION DEL PRESUPUESTO DE GASTOS E INVERSIONES

02-12-2019
03:32

ENTIDAD: 230 - UNIVERSIDAD DISTRITAL FRANCISCO JOSE DE CALDAS		MES: NOVIEMBRE											
UNIDAD EJECUTORA: 01 - RECTOR		VIGENCIA FISCAL: 2019											
RUBRO PRESUPUESTAL		APROPIACION						TOTAL COMPROMISOS		EJECUC. PRESUP.	AUTORIZACION DE GIRO		EJEC. AUT. GIRO %
CODIGO 1	NOMBRE 2	INICIAL 3	MODIFICACIONES		VIGENTE 6=(3+5)	SUSPENSION 7	DISPONIBLE 8=(6-7)	MES 9	ACUMULADO 10	(11=10/8)	AUTORIZACION DE GIRO		(14=13/8)
			MES 4	ACUMULADO 5							MES 12	ACUMULADO 13	
3-01-002-02-01-01-0006	DOTACION (PRENDAS DE VESTIR Y CALZADO)	80,000,000.00	0.00	0.00	80,000,000.00	0.00	80,000,000.00	0.00	66,389,754.00	82.99	0.00	66,389,754.00	82.99
3-01-002-02-01-01-0006-00	DOTACION (PRENDAS DE VESTIR Y	80,000,000.00	0.00	0.00	80,000,000.00	0.00	80,000,000.00	0.00	66,389,754.00	82.99	0.00	66,389,754.00	82.99
3-01-002-02-01-02	OTROS BIENES TRANSPORTABLES (EXCEPTO PRODUCTOS METALICOS, MAQUINARIA Y EQUIPO	848,857,000.00	0.00	75,155,175.00	924,012,175.00	0.00	924,012,175.00	23,949,821.00	571,175,296.00	61.81	1,100,939.00	266,885,242.00	28.88
3-01-002-02-01-02-0002	PASTA O PULPA, PAPEL Y PRODUCTOS DE PAPEL; IMPRESOS Y ARTICULOS RELACIONADOS	250,000,000.00	0.00	214,122,175.00	464,122,175.00	0.00	464,122,175.00	23,949,821.00	402,175,296.00	86.65	0.00	250,316,691.00	53.93
3-01-002-02-01-02-0002-00	PASTA O PULPA, PAPEL Y PRODUC	250,000,000.00	0.00	214,122,175.00	464,122,175.00	0.00	464,122,175.00	23,949,821.00	402,175,296.00	86.65	0.00	250,316,691.00	53.93
3-01-002-02-01-02-0005	OTROS PRODUCTOS QUIMICOS; FIBRAS ARTIFICIALES (O FIBRAS INDUSTRIALES HECHAS POR EL HOMBRE)	581,119,000.00	0.00	-138,967,000.00	442,152,000.00	0.00	442,152,000.00	0.00	169,000,000.00	38.22	1,100,939.00	16,568,551.00	3.75
3-01-002-02-01-02-0005-01	OTROS PRODUCTOS QUIMICOS; (I	64,660,000.00	0.00	0.00	64,660,000.00	0.00	64,660,000.00	0.00	25,000,000.00	38.66	1,100,939.00	16,568,551.00	25.62
3-01-002-02-01-02-0005-02	OTROS PRODUCTOS QUIMICOS; (II	413,167,000.00	0.00	-213,167,000.00	200,000,000.00	0.00	200,000,000.00	0.00	0.00	0.00	0.00	0.00	0.00
3-01-002-02-01-02-0005-03	OTROS PRODUCTOS QUIMICOS; (I	103,292,000.00	0.00	74,200,000.00	177,492,000.00	0.00	177,492,000.00	0.00	144,000,000.00	81.13	0.00	0.00	0.00
3-01-002-02-01-02-0008	MUEBLES; OTROS BIENES TRANSPORTABLES N.C.P. Rectoria	17,738,000.00	0.00	0.00	17,738,000.00	0.00	17,738,000.00	0.00	0.00	0.00	0.00	0.00	0.00
3-01-002-02-01-02-0008-00	MUEBLES; OTROS BIENES TRANSP	17,738,000.00	0.00	0.00	17,738,000.00	0.00	17,738,000.00	0.00	0.00	0.00	0.00	0.00	0.00
3-01-002-02-01-03	PRODUCTOS METALICOS	96,350,000.00	115,000,000.00	97,603,000.00	193,953,000.00	0.00	193,953,000.00	0.00	76,989,850.00	39.70	0.00	45,469,376.00	23.44
3-01-002-02-01-03-0004	MAQUINARIA PARA USOS ESPECIALES	0.00	115,000,000.00	115,000,000.00	115,000,000.00	0.00	115,000,000.00	0.00	0.00	0.00	0.00	0.00	0.00
3-01-002-02-01-03-0004-00	MAQUINARIA PARA USOS ESPECIA	0.00	115,000,000.00	115,000,000.00	115,000,000.00	0.00	115,000,000.00	0.00	0.00	0.00	0.00	0.00	0.00
3-01-002-02-01-03-0007	EQUIPO Y APARATOS DE RADIO, TELEVISION Y COMUNICACIONES	19,350,000.00	0.00	-17,397,000.00	1,953,000.00	0.00	1,953,000.00	0.00	0.00	0.00	0.00	0.00	0.00
3-01-002-02-01-03-0007-00	EQUIPO Y APARATOS DE RADIO, TI	19,350,000.00	0.00	-17,397,000.00	1,953,000.00	0.00	1,953,000.00	0.00	0.00	0.00	0.00	0.00	0.00
3-01-002-02-01-03-0009	EQUIPO DE TRANSPORTE (PARTES, PIEZAS Y ACCESORIOS)	77,000,000.00	0.00	0.00	77,000,000.00	0.00	77,000,000.00	0.00	76,989,850.00	99.99	0.00	45,469,376.00	59.05
3-01-002-02-01-03-0009-01	COMBUSTIBLES, LUBRICANTES, LL	77,000,000.00	0.00	0.00	77,000,000.00	0.00	77,000,000.00	0.00	76,989,850.00	99.99	0.00	45,469,376.00	59.05
3-01-002-02-02	ADQUISICION DE SERVICIOS	64,075,173,000.00	490,923,586.00	9,532,377,014.00	73,607,550,014.00	0.00	73,607,550,014.00	4,878,556,252.00	59,466,266,547.00	80.79	3,905,842,883.00	44,569,494,550.00	60.55
3-01-002-02-02-01	Servicios de venta y de distribucion; alojamiento; servicios de suministro	2,500,926,000.00	37,000,000.00	442,530,054.00	2,943,456,054.00	0.00	2,943,456,054.00	646,581,210.00	2,431,769,935.00	82.62	170,563,126.00	908,832,764.00	30.88

Handwritten signature and initials

SISTEMA DE PRESUPUESTO
EJECUCION PRESUPUESTO
INFORME DE EJECUCION DEL PRESUPUESTO DE GASTOS E INVERSIONES

02-12-2019
03:32

ENTIDAD: 230 - UNIVERSIDAD DISTRITAL FRANCISCO JOSE DE CALDAS		MES: NOVIEMBRE											
UNIDAD EJECUTORA: 01 - RECTOR		VIGENCIA FISCAL: 2019											
RUBRO PRESUPUESTAL		APROPIACION						TOTAL COMPROMISOS		EJECUC. PRESUP. (11=10/8)	AUTORIZACION DE GIRO		EJEC. AUT. GIRO % (14=13/8)
CODIGO 1	NOMBRE 2	INICIAL 3	MODIFICACIONES		VIGENTE 6=(3+5)	SUSPENSION 7	DISPONIBLE 8=(6-7)	MES 9	ACUMULADO 10		MES 12	ACUMULADO 13	
			MES 4	ACUMULADO 5									
3-01-002-02-02-01-0001	de comidas y bebidas; servicios de transporte; y servicios de distribución de electricidad, gas y agua Alojamiento; servicios de suministros de comidas y bebidas	873,305,000.00	37,000,000.00	216,698,437.00	1,090,003,437.00	0.00	1,090,003,437.00	43,740,000.00	841,117,843.00	77.17	53,055,130.00	306,003,832.00	28.07
3-01-002-02-02-01-0001-00	Alojamiento; servicios de suministros de comidas y bebidas	873,305,000.00	37,000,000.00	216,698,437.00	1,090,003,437.00	0.00	1,090,003,437.00	43,740,000.00	841,117,843.00	77.17	53,055,130.00	306,003,832.00	28.07
3-01-002-02-02-01-0002	SERVICIOS DE TRANSPORTE DE PASAJEROS	1,577,621,000.00	0.00	225,831,617.00	1,803,452,617.00	0.00	1,803,452,617.00	602,416,002.00	1,540,681,531.00	85.43	103,177,159.00	581,079,619.00	32.22
3-01-002-02-02-01-0002-00	SERVICIOS DE TRANSPORTE DE PASAJEROS	1,577,621,000.00	0.00	225,831,617.00	1,803,452,617.00	0.00	1,803,452,617.00	602,416,002.00	1,540,681,531.00	85.43	103,177,159.00	581,079,619.00	32.22
3-01-002-02-02-01-0006	Servicios postales y de mensajería	50,000,000.00	0.00	0.00	50,000,000.00	0.00	50,000,000.00	425,208.00	49,970,561.00	99.94	14,330,837.00	21,749,313.00	43.50
3-01-002-02-02-01-0006-00	Servicios postales y de mensajería	50,000,000.00	0.00	0.00	50,000,000.00	0.00	50,000,000.00	425,208.00	49,970,561.00	99.94	14,330,837.00	21,749,313.00	43.50
3-01-002-02-02-02	Servicios financieros y servicios conexos, servicios inmobiliarios y servicios de leasing	4,892,193,000.00	40,000,000.00	513,540,275.00	5,405,733,275.00	0.00	5,405,733,275.00	21,340,159.00	4,131,884,088.00	76.44	1,390,422,178.00	3,204,353,728.00	59.28
3-01-002-02-02-02-0001	SERVICIOS FINANCIEROS Y SERVICIOS CONEXOS	2,532,205,000.00	40,000,000.00	40,000,000.00	2,572,205,000.00	0.00	2,572,205,000.00	5,586,600.00	1,546,928,303.00	60.14	1,292,973,259.00	1,468,555,190.00	57.09
3-01-002-02-02-02-0001-07	Servicios de seguros de vehículos auto	0.00	0.00	14,250,000.00	14,250,000.00	0.00	14,250,000.00	0.00	9,334,733.00	65.51	9,334,733.00	9,334,733.00	65.51
3-01-002-02-02-02-0001-08	Servicios de seguros contra incendio, t	2,162,205,000.00	0.00	-581,504,000.00	1,580,701,000.00	0.00	1,580,701,000.00	0.00	781,284,477.00	49.43	775,973,041.00	781,284,477.00	49.43
3-01-002-02-02-02-0001-09	Servicios de seguros generales de res	0.00	0.00	555,254,000.00	555,254,000.00	0.00	555,254,000.00	0.00	502,098,885.00	90.43	502,098,885.00	502,098,885.00	90.43
3-01-002-02-02-02-0001-10	Servicios de seguro obligatorio de acci	0.00	0.00	12,000,000.00	12,000,000.00	0.00	12,000,000.00	0.00	7,919,150.00	65.99	0.00	7,919,150.00	65.99
3-01-002-02-02-02-0001-12	Afiliación ARL Estudiante en pasantía	25,000,000.00	40,000,000.00	40,000,000.00	65,000,000.00	0.00	65,000,000.00	5,566,600.00	30,566,600.00	47.03	5,566,600.00	30,566,600.00	47.03
3-01-002-02-02-02-0001-12	SG-SST	345,000,000.00	0.00	0.00	345,000,000.00	0.00	345,000,000.00	0.00	215,724,458.00	62.53	0.00	137,351,345.00	39.81
3-01-002-02-02-02-0002	SERVICIOS INMOBILIARIOS	2,137,331,000.00	0.00	152,212,782.00	2,289,543,782.00	0.00	2,289,543,782.00	15,773,559.00	2,162,696,329.00	94.46	97,448,919.00	1,321,227,039.00	57.71
3-01-002-02-02-02-0002-01	Servicios de alquiler o arrendamiento c	2,137,331,000.00	0.00	152,212,782.00	2,289,543,782.00	0.00	2,289,543,782.00	15,773,559.00	2,162,696,329.00	94.46	97,448,919.00	1,321,227,039.00	57.71
3-01-002-02-02-02-0003	Servicios de arrendamiento o alquiler sin operario	222,657,000.00	0.00	321,327,493.00	543,984,493.00	0.00	543,984,493.00	0.00	422,259,456.00	77.62	0.00	414,571,499.00	76.21
3-01-002-02-02-02-0003-05	Derechos de uso de productos de prod	222,657,000.00	0.00	321,327,493.00	543,984,493.00	0.00	543,984,493.00	0.00	422,259,456.00	77.62	0.00	414,571,499.00	76.21
3-01-002-02-02-03	SERVICIOS PRESTADOS A LAS EMPRESAS Y SERVICIOS DE PRODUCCION	47,151,798,000.00	26,430,289.00	7,318,513,512.00	54,470,311,512.00	0.00	54,470,311,512.00	3,925,882,247.00	47,952,678,130.00	88.03	2,164,831,213.00	35,810,811,301.00	65.74

Handwritten mark

Handwritten mark

Handwritten signature

Handwritten mark

SISTEMA DE PRESUPUESTO
EJECUCION PRESUPUESTO
INFORME DE EJECUCION DEL PRESUPUESTO DE GASTOS E INVERSIONES

02-12-2019
03:32

ENTIDAD:		230 - UNIVERSIDAD DISTRITAL FRANCISCO JOSE DE CALDAS							MES:		NOVIEMBRE			
UNIDAD EJECUTORA:		01 - RECTOR							VIGENCIA FISCAL:		2019			
RUBRO PRESUPUESTAL		APROPIACION						TOTAL COMPROMISOS		EJECUC. PRESUP.	AUTORIZACION DE GIRO		EJEC. AUT. GIRO %	
CODIGO	NOMBRE	INICIAL	MODIFICACIONES		VIGENTE	SUSPENSION	DISPONIBLE	MES	ACUMULADO		MES	ACUMULADO		
1	2	3	MES	ACUMULADO	6=(3+5)	7	8=(6-7)	9	10	11=(10/8)	12	13	(14=(13/8))	
3-01-002-02-02-03-0001	SERVICIOS DE INVESTIGACIÓN Y DESARROLLO	3,225,445,000.00	-41,121,541.00	906,338,014.00	4,131,783,014.00	0.00	4,131,783,014.00	11,841,986.00	2,933,488,950.00	71.00	113,794,187.00	2,468,896,631.00	59.75	
3-01-002-02-02-03-0001-01	SERVICIOS DE INVESTIGACIÓN Y C	1,291,791,000.00	-41,121,541.00	384,989,565.00	1,676,780,565.00	0.00	1,676,780,565.00	0.00	1,151,206,428.00	68.66	0.00	975,645,836.00	58.19	
3-01-002-02-02-03-0001-02	SERVICIOS DE INVESTIGACIÓN Y C	169,798,000.00	0.00	60,000,000.00	229,798,000.00	0.00	229,798,000.00	0.00	224,449,950.00	97.67	0.00	125,076,030.00	54.43	
3-01-002-02-02-03-0001-03	SERVICIOS DE INVESTIGACIÓN Y C	222,338,000.00	0.00	231,373,172.00	453,709,172.00	0.00	453,709,172.00	0.00	219,776,270.00	48.44	0.00	219,776,270.00	48.44	
3-01-002-02-02-03-0001-04	SERVICIOS DE INVESTIGACIÓN Y C	300,000,000.00	0.00	0.00	300,000,000.00	0.00	300,000,000.00	0.00	0.00	0.00	0.00	0.00	0.00	
3-01-002-02-02-03-0001-05	SERVICIOS DE INVESTIGACIÓN Y C	1,241,520,000.00	0.00	229,975,277.00	1,471,495,277.00	0.00	1,471,495,277.00	11,841,986.00	1,338,056,302.00	90.93	113,794,187.00	1,148,398,495.00	78.04	
3-01-002-02-02-03-0002	SERVICIOS JURÍDICOS Y CONTABLES	2,103,976,000.00	0.00	214,767,814.00	2,318,743,814.00	0.00	2,318,743,814.00	25,592,397.00	1,513,241,633.00	65.26	61,471,900.00	1,209,713,209.00	52.17	
3-01-002-02-02-03-0002-01	Servicios de documentación y certifica	1,013,372,000.00	0.00	83,974,698.00	1,097,346,698.00	0.00	1,097,346,698.00	6,624,928.00	966,902,585.00	88.11	43,067,552.00	746,754,405.00	68.05	
3-01-002-02-02-03-0002-02	Servicios de arbitraje y conciliación	661,266,000.00	0.00	0.00	661,266,000.00	0.00	661,266,000.00	4,492,000.00	89,610,984.00	13.55	4,492,000.00	89,610,984.00	13.55	
3-01-002-02-02-03-0002-03	Otros servicios jurídicos n.c.p.	429,338,000.00	0.00	130,793,116.00	560,131,116.00	0.00	560,131,116.00	14,475,469.00	456,728,064.00	81.54	13,912,348.00	373,347,820.00	66.65	
3-01-002-02-02-03-0003	OTROS SERVICIOS PROFESIONALES, CIENTÍFICOS Y TÉCNICOS	20,063,470,000.00	0.00	4,282,387,038.00	24,345,857,038.00	0.00	24,345,857,038.00	197,765,189.00	23,296,502,055.00	95.69	1,598,628,754.00	19,667,662,349.00	80.78	
3-01-002-02-02-03-0003-01	Servicios de consultoría en administr	127,608,000.00	0.00	-127,608,000.00	0.00	0.00	0.00	0.00	0.00	0.00	0.00	0.00	0.00	
3-01-002-02-02-03-0003-01	Servicios de consultoría en administr	174,317,000.00	0.00	64,180,408.00	238,497,408.00	0.00	238,497,408.00	0.00	88,780,292.00	37.22	0.00	88,780,292.00	37.22	
3-01-002-02-02-03-0003-01	Servicios de consultoría en administr	11,763,535,000.00	-13,000,000.00	2,325,833,478.00	14,089,368,478.00	0.00	14,089,368,478.00	99,843,213.00	13,741,533,911.00	97.53	1,089,351,002.00	11,943,371,924.00	84.77	
3-01-002-02-02-03-0003-02	Servicios de tecnología de la informac	843,994,000.00	0.00	92,017,423.00	936,011,423.00	0.00	936,011,423.00	38,877,300.00	919,887,881.00	98.28	79,913,199.00	755,918,131.00	80.76	
3-01-002-02-02-03-0003-03	Servicios de diseño y desarrollo de la t	665,927,000.00	13,000,000.00	169,753,571.00	835,680,571.00	0.00	835,680,571.00	0.00	748,212,715.00	89.53	60,879,639.00	597,126,365.00	71.45	
3-01-002-02-02-03-0003-04	Servicios de suministro de infraestruct	77,483,000.00	0.00	10,131,682.00	87,614,682.00	0.00	87,614,682.00	0.00	87,614,682.00	100.00	3,808,334.00	73,139,212.00	83.48	
3-01-002-02-02-03-0003-05	Servicios de gestión de red e infraestr	136,986,000.00	0.00	-136,986,000.00	0.00	0.00	0.00	0.00	0.00	0.00	0.00	0.00	0.00	
3-01-002-02-02-03-0003-06	Servicios de arquitectura, servicios de	66,228,000.00	0.00	-66,228,000.00	0.00	0.00	0.00	0.00	0.00	0.00	0.00	0.00	0.00	
3-01-002-02-02-03-0003-07	Servicios de ingeniería	704,561,000.00	0.00	-304,580,937.00	399,980,063.00	0.00	399,980,063.00	0.00	382,677,958.00	95.67	13,525,895.00	315,898,676.00	78.98	
3-01-002-02-02-03-0003-08	Servicios científicos y otros servicios tí	1,004,091,000.00	0.00	108,584,691.00	1,112,675,691.00	0.00	1,112,675,691.00	0.00	1,110,003,059.00	99.76	70,163,502.00	948,435,781.00	85.24	
3-01-002-02-02-03-0003-10	Servicios de publicidad y el suministro	108,916,000.00	0.00	37,650,521.00	146,566,521.00	0.00	146,566,521.00	2,412,578.00	114,983,886.00	78.45	11,611,361.00	84,569,559.00	57.70	
3-01-002-02-02-03-0003-12	Servicios fotográficos y servicios de re	37,828,000.00	0.00	-10,000,000.00	27,828,000.00	0.00	27,828,000.00	0.00	15,000,000.00	53.90	0.00	11,128,520.00	39.99	
3-01-002-02-02-03-0003-13	Otros servicios profesionales y técnico	4,351,996,000.00	0.00	2,119,638,201.00	6,471,634,201.00	0.00	6,471,634,201.00	56,632,098.00	6,087,807,671.00	94.07	259,274,822.00	4,849,293,889.00	74.93	

Di.

M

X

SISTEMA DE PRESUPUESTO
EJECUCION PRESUPUESTO
INFORME DE EJECUCION DEL PRESUPUESTO DE GASTOS E INVERSIONES

02-12-2019
03:32

ENTIDAD: 230 - UNIVERSIDAD DISTRITAL FRANCISCO JOSE DE CALDAS		MES: NOVIEMBRE											
UNIDAD EJECUTORA: 01 - RECTOR		VIGENCIA FISCAL: 2019											
RUBRO PRESUPUESTAL		APROPIACION						TOTAL COMPROMISOS		EJECUC. PRESUP.	AUTORIZACION DE GIRO		EJEC. AUT. GIRO %
CODIGO 1	NOMBRE 2	INICIAL 3	MODIFICACIONES		VIGENTE 6=(3+5)	SUSPENSION 7	DISPONIBLE 8=(6-7)	MES 9	ACUMULADO 10	(11=(10/8))	AUTORIZACION DE GIRO		(14=(13/8))
			MES 4	ACUMULADO 5							MES 12	ACUMULADO 13	
3-01-002-02-02-03-0004	SERVICIOS DE TELECOMUNICACIONES, TRANSMISION Y SUMINISTRO DE INFORMACION	3,564,540,000.00	0.00	-1,227,188,279.00	2,337,351,721.00	0.00	2,337,351,721.00	89,049,401.00	2,012,569,541.00	86.10	152,875,063.00	1,463,129,609.00	62.60
3-01-002-02-02-03-0004-01	Servicios de telefonía fija	642,219,000.00	0.00	-250,000,000.00	392,219,000.00	0.00	392,219,000.00	21,195,490.00	235,755,060.00	60.11	21,195,490.00	235,739,590.00	60.10
3-01-002-02-02-03-0004-02	Servicios de Telecomunicaciones Móv	0.00	0.00	50,000,000.00	50,000,000.00	0.00	50,000,000.00	1,985,560.00	18,888,460.00	37.78	1,985,560.00	18,888,460.00	37.78
3-01-002-02-02-03-0004-04	Servicios de telecomunicaciones a trav	1,428,019,000.00	0.00	-1,150,241,279.00	277,777,721.00	0.00	277,777,721.00	0.00	232,777,721.00	83.80	0.00	0.00	0.00
3-01-002-02-02-03-0004-06	Servicios de bibliotecas y archivos	1,365,177,000.00	0.00	165,853,000.00	1,531,030,000.00	0.00	1,531,030,000.00	65,868,351.00	1,478,264,458.00	96.55	129,694,013.00	1,161,617,717.00	75.87
3-01-002-02-02-03-0004-07	Emisora UD	129,125,000.00	0.00	-42,800,000.00	86,325,000.00	0.00	86,325,000.00	0.00	46,883,842.00	54.31	0.00	46,883,842.00	54.31
3-01-002-02-02-03-0005	SERVICIOS DE SOPORTE	14,082,931,000.00	22,551,830.00	3,409,139,429.00	17,492,070,429.00	0.00	17,492,070,429.00	3,503,910,749.00	16,503,609,069.00	94.35	129,045,523.00	10,401,809,435.00	59.47
3-01-002-02-02-03-0005-01	Servicios de protección (guardas de se	8,448,841,000.00	0.00	1,977,731,538.00	10,426,572,538.00	0.00	10,426,572,538.00	2,090,760,990.00	10,424,648,618.00	99.98	0.00	6,559,396,461.00	62.91
3-01-002-02-02-03-0005-02	Servicios de limpieza general	3,940,998,000.00	0.00	1,017,655,237.00	4,958,653,237.00	0.00	4,958,653,237.00	1,310,372,119.00	4,652,314,898.00	97.86	0.00	2,919,300,514.00	58.87
3-01-002-02-02-03-0005-03	Servicios de copia y reproducción	378,378,000.00	0.00	-318,378,000.00	60,000,000.00	0.00	60,000,000.00	0.00	18,580,000.00	30.97	4,020,000.00	4,020,000.00	6.70
3-01-002-02-02-03-0005-06	Servicios de organización y asistencia	1,113,275,000.00	22,551,830.00	694,451,820.00	1,807,726,820.00	0.00	1,807,726,820.00	102,777,640.00	1,108,160,757.00	61.30	125,025,523.00	840,362,374.00	46.49
3-01-002-02-02-03-0005-06	Membresías	201,439,000.00	0.00	37,678,834.00	239,117,834.00	0.00	239,117,834.00	0.00	99,904,796.00	41.78	0.00	78,730,086.00	32.93
3-01-002-02-02-03-0006	SERVICIOS DE MANTENIMIENTO, REPARACIÓN E INSTALACIÓN (EXCEPTO SERVICIOS DE CONSTRUCCIÓN)	3,260,874,000.00	45,000,000.00	-659,067,518.00	2,601,806,482.00	0.00	2,601,806,482.00	80,562,725.00	815,097,151.00	31.33	44,498,392.00	180,314,182.00	6.93
3-01-002-02-02-03-0006-01	Servicios de mantenimiento y reparaci	403,604,000.00	0.00	-125,000,000.00	278,604,000.00	0.00	278,604,000.00	4,545,800.00	64,545,800.00	23.17	22,940,642.00	22,940,642.00	8.23
3-01-002-02-02-03-0006-02	Servicios de mantenimiento y reparaci	165,753,000.00	0.00	0.00	165,753,000.00	0.00	165,753,000.00	0.00	40,000,000.00	24.13	0.00	0.00	0.00
3-01-002-02-02-03-0006-03	Servicios de mantenimiento y reparaci	299,824,000.00	0.00	38,428,924.00	338,252,924.00	0.00	338,252,924.00	76,016,925.00	295,990,410.00	87.51	9,085,750.00	47,537,030.00	14.05
3-01-002-02-02-03-0006-04	Servicios de mantenimiento y reparaci	672,673,000.00	0.00	-572,673,000.00	100,000,000.00	0.00	100,000,000.00	0.00	82,499,999.00	82.50	0.00	32,765,140.00	32.77
3-01-002-02-02-03-0006-05	Servicios de mantenimiento y reparaci	524,863,000.00	45,000,000.00	633,651,475.00	1,158,514,475.00	0.00	1,158,514,475.00	0.00	127,561,572.00	11.01	12,472,000.00	12,472,000.00	1.08
3-01-002-02-02-03-0006-08	Servicios de mantenimiento y reparaci	101,064,000.00	0.00	20,000,000.00	121,064,000.00	0.00	121,064,000.00	0.00	0.00	0.00	0.00	0.00	0.00
3-01-002-02-02-03-0006-11	Servicios de mantenimiento y reparaci	1,093,093,000.00	0.00	-883,093,000.00	210,000,000.00	0.00	210,000,000.00	0.00	139,900,000.00	66.62	0.00	0.00	0.00
3-01-002-02-02-03-0006-12	Servicios de reparación de otros bien	0.00	0.00	229,618,083.00	229,618,083.00	0.00	229,618,083.00	0.00	64,599,370.00	28.13	0.00	64,599,370.00	28.13

me

de
gr

X

SISTEMA DE PRESUPUESTO
EJECUCION PRESUPUESTO
INFORME DE EJECUCION DEL PRESUPUESTO DE GASTOS E INVERSIONES

02-12-2019
03:32

ENTIDAD: 230 - UNIVERSIDAD DISTRITAL FRANCISCO JOSE DE CALDAS		MES: NOVIEMBRE											
UNIDAD EJECUTORA: 01 - RECTOR		VIGENCIA FISCAL: 2019											
RUBRO PRESUPUESTAL		APROPIACION						TOTAL COMPROMISOS		EJECUC. PRESUP.	AUTORIZACION DE GIRO		EJEC. AUT. GIRO %
CODIGO 1	NOMBRE 2	INICIAL 3	MODIFICACIONES		VIGENTE 6=(3+5)	SUSPENSION 7	DISPONIBLE 8=(6-7)	MES 9	ACUMULADO 10	(11=10/8)	AUTORIZACION DE GIRO		(14=13/8)
			MES 4	ACUMULADO 5							MES 12	ACUMULADO 13	
3-01-002-02-03-0007	Otros servicios de fabricación; servicios de edición, impresión y reproducción; servicios de recuperación de materiales	850,562,000.00	0.00	392,137,014.00	1,242,699,014.00	0.00	1,242,699,014.00	17,159,800.00	878,169,731.00	70.67	64,517,394.00	419,285,886.00	33.74
3-01-002-02-02-03-0007-01	Servicios editoriales, a comisión o por	237,534,000.00	0.00	45,086,278.00	282,620,278.00	0.00	282,620,278.00	0.00	192,232,900.00	68.02	21,140,000.00	48,675,000.00	17.22
3-01-002-02-02-03-0007-01	Servicios editoriales, a comisión o por	208,369,000.00	0.00	45,253,636.00	253,622,636.00	0.00	253,622,636.00	0.00	252,783,836.00	99.67	21,365,394.00	238,317,344.00	93.97
3-01-002-02-02-03-0007-02	Servicios de impresión	328,109,000.00	0.00	142,951,122.00	471,060,122.00	0.00	471,060,122.00	17,159,800.00	257,879,588.00	54.74	22,012,000.00	105,067,292.00	22.30
3-01-002-02-02-03-0007-03	Servicios relacionados con la impresió	59,887,000.00	0.00	158,845,978.00	218,732,978.00	0.00	218,732,978.00	0.00	175,273,407.00	80.13	0.00	27,226,250.00	12.45
3-01-002-02-02-03-0007-03	Servicios relacionados con la impresió	16,663,000.00	0.00	0.00	16,663,000.00	0.00	16,663,000.00	0.00	0.00	0.00	0.00	0.00	0.00
3-01-002-02-02-04	SERVICIOS ADMINISTRATIVOS DEL GOBIERNO	2,601,500,000.00	0.00	-31,123,229.00	2,570,376,771.00	0.00	2,570,376,771.00	180,620,680.00	2,255,691,424.00	87.76	19,023,600.00	2,086,963,324.00	81.19
3-01-002-02-02-04-0001	OTROS SERVICIOS PÚBLICOS GENERALES DEL GOBIERNO N.C.P.	2,601,500,000.00	0.00	-31,123,229.00	2,570,376,771.00	0.00	2,570,376,771.00	180,620,680.00	2,255,691,424.00	87.76	19,023,600.00	2,086,963,324.00	81.19
3-01-002-02-02-04-0001-01	Energía	2,000,000,000.00	0.00	-159,312,120.00	1,840,687,880.00	0.00	1,840,687,880.00	167,946,070.00	1,761,563,390.00	95.70	6,348,990.00	1,599,966,310.00	86.92
3-01-002-02-02-04-0001-02	Acueducto y alcantarillado	500,000,000.00	0.00	62,188,891.00	562,188,891.00	0.00	562,188,891.00	62,390.00	385,988,118.00	68.66	62,390.00	385,988,118.00	68.66
3-01-002-02-02-04-0001-03	Aseo	100,000,000.00	0.00	66,000,000.00	166,000,000.00	0.00	166,000,000.00	12,592,890.00	107,443,196.00	64.72	12,592,890.00	100,312,176.00	60.43
3-01-002-02-02-04-0001-04	Gas	1,500,000.00	0.00	0.00	1,500,000.00	0.00	1,500,000.00	19,330.00	696,720.00	46.45	19,330.00	696,720.00	46.45
3-01-002-02-02-05	Viáticos y gastos de viaje	1,565,132,000.00	0.00	-317,559,536.00	1,247,572,464.00	0.00	1,247,572,464.00	46,641,936.00	666,433,190.00	53.42	49,494,975.00	656,098,742.00	52.59
3-01-002-02-02-05-0001	Viáticos y gastos de viaje CSU	177,310,000.00	0.00	-157,310,000.00	20,000,000.00	0.00	20,000,000.00	0.00	0.00	0.00	0.00	0.00	0.00
3-01-002-02-02-05-0001-00	Viáticos y gastos de viaje CSU	177,310,000.00	0.00	-157,310,000.00	20,000,000.00	0.00	20,000,000.00	0.00	0.00	0.00	0.00	0.00	0.00
3-01-002-02-02-05-0002	Viáticos y gastos de viaje - UAA	1,387,822,000.00	0.00	-165,249,536.00	1,222,572,464.00	0.00	1,222,572,464.00	46,641,936.00	666,433,190.00	54.51	49,494,975.00	656,098,742.00	53.67
3-01-002-02-02-05-0002-00	Viáticos y gastos de viaje - UAA	1,387,822,000.00	0.00	-165,249,536.00	1,222,572,464.00	0.00	1,222,572,464.00	46,641,936.00	666,433,190.00	54.51	49,494,975.00	656,098,742.00	53.67
3-01-002-02-02-05-0003	Viáticos y gastos de viaje - Organizaciones Sindicales	0.00	0.00	5,000,000.00	5,000,000.00	0.00	5,000,000.00	0.00	0.00	0.00	0.00	0.00	0.00
3-01-002-02-02-05-0003-00	Viáticos y gastos de viaje - Organizaci	0.00	0.00	5,000,000.00	5,000,000.00	0.00	5,000,000.00	0.00	0.00	0.00	0.00	0.00	0.00
3-01-002-02-02-06	Capacitación	126,120,000.00	0.00	40,000,000.00	166,120,000.00	0.00	166,120,000.00	0.00	4,711,842.00	2.84	0.00	4,711,842.00	2.84
3-01-002-02-02-06-0000	Capacitación	126,120,000.00	0.00	0.00	126,120,000.00	0.00	126,120,000.00	0.00	4,711,842.00	3.74	0.00	4,711,842.00	3.74
3-01-002-02-02-06-0000-00	Capacitación	126,120,000.00	0.00	0.00	126,120,000.00	0.00	126,120,000.00	0.00	4,711,842.00	3.74	0.00	4,711,842.00	3.74
3-01-002-02-02-06-0002	Capacitación docentes	0.00	0.00	40,000,000.00	40,000,000.00	0.00	40,000,000.00	0.00	0.00	0.00	0.00	0.00	0.00
3-01-002-02-02-06-0002-00	Capacitación docentes	0.00	0.00	40,000,000.00	40,000,000.00	0.00	40,000,000.00	0.00	0.00	0.00	0.00	0.00	0.00
3-01-002-02-02-07	BIENESTAR E INCENTIVOS	5,195,932,000.00	387,493,297.00	1,608,047,938.00	6,803,979,938.00	0.00	6,803,979,938.00	57,490,020.00	2,023,097,938.00	29.73	111,507,791.00	1,897,722,849.00	27.89

Handwritten signature and initials

Handwritten mark

SISTEMA DE PRESUPUESTO
EJECUCION PRESUPUESTO
INFORME DE EJECUCION DEL PRESUPUESTO DE GASTOS E INVERSIONES

02-12-2019
03:32

ENTIDAD: 230 - UNIVERSIDAD DISTRITAL FRANCISCO JOSE DE CALDAS										MES: NOVIEMBRE			
UNIDAD EJECUTORA: 01 - RECTOR										VIGENCIA FISCAL: 2019			
RUBRO PRESUPUESTAL		APROPIACION						TOTAL COMPROMISOS		EJECUC. PRESUP. (11=10/8)	AUTORIZACION DE GIRO		EJEC. AUT.GIRO % (14=13/8)
CODIGO 1	NOMBRE 2	INICIAL 3	MODIFICACIONES		VIGENTE 6=(3+5)	SUSPENSION 7	DISPONIBLE 8=(6-7)	MES 9	ACUMULADO 10		MES 12	ACUMULADO 13	
			MES 4	ACUMULADO 5									
3-01-002-02-02-07-0001	Estímulos académicos	689,159,000.00	0.00	11,593,624.00	700,752,624.00	0.00	700,752,624.00	34,780,872.00	505,654,280.00	72.16	34,780,872.00	505,654,280.00	72.16
3-01-002-02-02-07-0001-00	Estímulos académicos	689,159,000.00	0.00	11,593,624.00	700,752,624.00	0.00	700,752,624.00	34,780,872.00	505,654,280.00	72.16	34,780,872.00	505,654,280.00	72.16
3-01-002-02-02-07-0002	Educación Libros Personal administrativo	134,147,000.00	0.00	-1,156,636.00	132,990,364.00	0.00	132,990,364.00	0.00	123,583,296.00	92.93	0.00	123,583,296.00	92.93
3-01-002-02-02-07-0002-00	Educación Libros Personal administrat	134,147,000.00	0.00	-1,156,636.00	132,990,364.00	0.00	132,990,364.00	0.00	123,583,296.00	92.93	0.00	123,583,296.00	92.93
3-01-002-02-02-07-0003	Defunción y Matrimonio Personal administrativo	174,345,000.00	0.00	0.00	174,345,000.00	0.00	174,345,000.00	0.00	34,886,582.00	20.01	0.00	34,886,582.00	20.01
3-01-002-02-02-07-0003-00	Defunción y Matrimonio Personal adm	174,345,000.00	0.00	0.00	174,345,000.00	0.00	174,345,000.00	0.00	34,886,582.00	20.01	0.00	34,886,582.00	20.01
3-01-002-02-02-07-0004	Apoyo alimentario	1,019,931,000.00	0.00	0.00	1,019,931,000.00	0.00	1,019,931,000.00	0.00	0.00	0.00	0.00	0.00	0.00
3-01-002-02-02-07-0004-00	Apoyo alimentario	1,019,931,000.00	0.00	0.00	1,019,931,000.00	0.00	1,019,931,000.00	0.00	0.00	0.00	0.00	0.00	0.00
3-01-002-02-02-07-0005	Plan de Salud de pensionados	2,555,216,000.00	0.00	-550,000,000.00	2,005,216,000.00	0.00	2,005,216,000.00	0.00	34,153,978.00	1.70	0.00	34,153,978.00	1.70
3-01-002-02-02-07-0005-00	Plan de Salud de pensionados	2,555,216,000.00	0.00	-550,000,000.00	2,005,216,000.00	0.00	2,005,216,000.00	0.00	34,153,978.00	1.70	0.00	34,153,978.00	1.70
3-01-002-02-02-07-0006	Subsidio libros pensionados	273,121,000.00	0.00	0.00	273,121,000.00	0.00	273,121,000.00	0.00	195,673,552.00	71.64	0.00	195,673,552.00	71.64
3-01-002-02-02-07-0006-00	Subsidio libros pensionados	273,121,000.00	0.00	0.00	273,121,000.00	0.00	273,121,000.00	0.00	195,673,552.00	71.64	0.00	195,673,552.00	71.64
3-01-002-02-02-07-0007	Subsidio familiar pensionados	325,013,000.00	0.00	0.00	325,013,000.00	0.00	325,013,000.00	21,342,098.00	234,343,935.00	72.10	21,342,098.00	234,343,935.00	72.10
3-01-002-02-02-07-0007-00	Subsidio familiar pensionados	325,013,000.00	0.00	0.00	325,013,000.00	0.00	325,013,000.00	21,342,098.00	234,343,935.00	72.10	21,342,098.00	234,343,935.00	72.10
3-01-002-02-02-07-0008	Encuentro de estudiantes	25,000,000.00	0.00	25,000,000.00	50,000,000.00	0.00	50,000,000.00	0.00	19,994,216.00	39.99	0.00	19,994,216.00	39.99
3-01-002-02-02-07-0008-00	Encuentro de estudiantes	25,000,000.00	0.00	25,000,000.00	50,000,000.00	0.00	50,000,000.00	0.00	19,994,216.00	39.99	0.00	19,994,216.00	39.99
3-01-002-02-02-07-0009	Prácticas Académicas Facultad Artes - ASAB	0.00	64,711,854.00	459,240,797.00	459,240,797.00	0.00	459,240,797.00	1,367,050.00	338,653,540.00	73.74	68,667,050.00	269,703,540.00	58.73
3-01-002-02-02-07-0009-00	Prácticas Académicas Facultad Artes -	0.00	64,711,854.00	459,240,797.00	459,240,797.00	0.00	459,240,797.00	1,367,050.00	338,653,540.00	73.74	68,667,050.00	269,703,540.00	58.73
3-01-002-02-02-07-0010	Prácticas Académicas Facultad Ciencias y Educación	0.00	46,580,249.00	146,580,249.00	146,580,249.00	0.00	146,580,249.00	0.00	58,759,588.00	40.09	0.00	58,759,588.00	40.09
3-01-002-02-02-07-0010-00	Prácticas Académicas Facultad Cienci	0.00	46,580,249.00	146,580,249.00	146,580,249.00	0.00	146,580,249.00	0.00	58,759,588.00	40.09	0.00	58,759,588.00	40.09
3-01-002-02-02-07-0011	Prácticas Académicas Facultad Ingeniería	0.00	135,673,045.00	339,880,609.00	339,880,609.00	0.00	339,880,609.00	0.00	31,183,592.00	9.17	0.00	29,610,443.00	8.71
3-01-002-02-02-07-0011-00	Prácticas Académicas Facultad Ingeni	0.00	135,673,045.00	339,880,609.00	339,880,609.00	0.00	339,880,609.00	0.00	31,183,592.00	9.17	0.00	29,610,443.00	8.71
3-01-002-02-02-07-0012	Prácticas Académicas Decanatura Facultad Medio Ambiente y Recursos Naturales	0.00	133,513,758.00	947,507,463.00	947,507,463.00	0.00	947,507,463.00	0.00	367,033,763.00	38.74	-33,239,200.00	333,794,563.00	35.23
3-01-002-02-02-07-0012-00	Prácticas Académicas Decanatura Fac	0.00	133,513,758.00	947,507,463.00	947,507,463.00	0.00	947,507,463.00	0.00	367,033,763.00	38.74	-33,239,200.00	333,794,563.00	35.23

Al

[Handwritten signature]

[Handwritten mark]

SISTEMA DE PRESUPUESTO
EJECUCION PRESUPUESTO
INFORME DE EJECUCION DEL PRESUPUESTO DE GASTOS E INVERSIONES

02-12-2019
03:32

ENTIDAD: 230 - UNIVERSIDAD DISTRITAL FRANCISCO JOSE DE CALDAS		MES: NOVIEMBRE											
UNIDAD EJECUTORA: 01 - RECTOR		VIGENCIA FISCAL: 2019											
RUBRO PRESUPUESTAL		APROPIACION						TOTAL COMPROMISOS		EJECUC. PRESUP.	AUTORIZACION DE GIRO		EJEC. AUT. GIRO %
CODIGO 1	NOMBRE 2	INICIAL 3	MODIFICACIONES		VIGENTE 6=(3+5)	SUSPENSION 7	DISPONIBLE 8=(6-7)	MES 9	ACUMULADO 10	(11=10/8)	AUTORIZACION DE GIRO		(14=13/8)
			MES 4	ACUMULADO 5							MES 12	ACUMULADO 13	
3-01-002-02-02-07-0013	Prácticas Académicas Facultad Tecnológica	0.00	25,444,680.00	107,832,121.00	107,832,121.00	0.00	107,832,121.00	0.00	37,607,905.00	34.88	0.00	37,607,905.00	34.88
3-01-002-02-02-07-0013-00	Prácticas Académicas Facultad Tecnológica	0.00	25,444,680.00	107,832,121.00	107,832,121.00	0.00	107,832,121.00	0.00	37,607,905.00	34.88	0.00	37,607,905.00	34.88
3-01-002-02-02-07-0014	Bienestar Universitario	0.00	-18,430,289.00	121,569,711.00	121,569,711.00	0.00	121,569,711.00	0.00	41,569,711.00	34.19	19,956,971.00	19,956,971.00	16.42
3-01-002-02-02-07-0014-00	Bienestar Universitario	0.00	-18,430,289.00	121,569,711.00	121,569,711.00	0.00	121,569,711.00	0.00	41,569,711.00	34.19	19,956,971.00	19,956,971.00	16.42
3-01-002-02-02-08	Salud Ocupacional	41,572,000.00	0.00	-41,572,000.00	0.00	0.00	0.00	0.00	0.00	0.00	0.00	0.00	0.00
3-01-002-02-02-08-0000	Salud Ocupacional	41,572,000.00	0.00	-41,572,000.00	0.00	0.00	0.00	0.00	0.00	0.00	0.00	0.00	0.00
3-01-002-02-02-08-0000-00	Salud Ocupacional	41,572,000.00	0.00	-41,572,000.00	0.00	0.00	0.00	0.00	0.00	0.00	0.00	0.00	0.00
3-01-003	GASTOS DIVERSOS	561,205,000.00	50,000,000.00	-3,233,517.00	557,971,483.00	0.00	557,971,483.00	0.00	458,752,725.00	82.22	0.00	458,752,725.00	82.22
3-01-003-01	Impuestos	561,205,000.00	0.00	-103,233,517.00	457,971,483.00	0.00	457,971,483.00	0.00	457,971,483.00	100.00	0.00	457,971,483.00	100.00
3-01-003-01-01	Impuesto predial	561,205,000.00	0.00	-104,536,517.00	456,668,483.00	0.00	456,668,483.00	0.00	456,668,483.00	100.00	0.00	456,668,483.00	100.00
3-01-003-01-01-00	Impuesto predial	561,205,000.00	0.00	-104,536,517.00	456,668,483.00	0.00	456,668,483.00	0.00	456,668,483.00	100.00	0.00	456,668,483.00	100.00
3-01-003-01-01-00-0000	Impuesto predial	561,205,000.00	0.00	-104,536,517.00	456,668,483.00	0.00	456,668,483.00	0.00	456,668,483.00	100.00	0.00	456,668,483.00	100.00
3-01-003-01-01-00-0000-00	Impuesto predial	561,205,000.00	0.00	-104,536,517.00	456,668,483.00	0.00	456,668,483.00	0.00	456,668,483.00	100.00	0.00	456,668,483.00	100.00
3-01-003-01-03	Impuesto de vehiculos	0.00	0.00	1,303,000.00	1,303,000.00	0.00	1,303,000.00	0.00	1,303,000.00	100.00	0.00	1,303,000.00	100.00
3-01-003-01-03-00	Impuesto de vehiculos	0.00	0.00	1,303,000.00	1,303,000.00	0.00	1,303,000.00	0.00	1,303,000.00	100.00	0.00	1,303,000.00	100.00
3-01-003-01-03-00-0000	Impuesto de vehiculos	0.00	0.00	1,303,000.00	1,303,000.00	0.00	1,303,000.00	0.00	1,303,000.00	100.00	0.00	1,303,000.00	100.00
3-01-003-01-03-00-0000-00	Impuesto de vehiculos	0.00	0.00	1,303,000.00	1,303,000.00	0.00	1,303,000.00	0.00	1,303,000.00	100.00	0.00	1,303,000.00	100.00
3-01-003-02	Tasas y derechos administrativos	0.00	0.00	30,000,000.00	30,000,000.00	0.00	30,000,000.00	0.00	0.00	0.00	0.00	0.00	0.00
3-01-003-02-00	Tasas y derechos administrativos	0.00	0.00	30,000,000.00	30,000,000.00	0.00	30,000,000.00	0.00	0.00	0.00	0.00	0.00	0.00
3-01-003-02-00-00	Tasas y derechos administrativos	0.00	0.00	30,000,000.00	30,000,000.00	0.00	30,000,000.00	0.00	0.00	0.00	0.00	0.00	0.00
3-01-003-02-00-00-0000	Tasas y derechos administrativos	0.00	0.00	30,000,000.00	30,000,000.00	0.00	30,000,000.00	0.00	0.00	0.00	0.00	0.00	0.00
3-01-003-02-00-00-0000-00	Tasas y derechos administrativos	0.00	0.00	30,000,000.00	30,000,000.00	0.00	30,000,000.00	0.00	0.00	0.00	0.00	0.00	0.00
3-01-003-04	Multas y sanciones	0.00	50,000,000.00	70,000,000.00	70,000,000.00	0.00	70,000,000.00	0.00	781,242.00	1.12	0.00	781,242.00	1.12
3-01-003-04-00	Multas y sanciones	0.00	50,000,000.00	70,000,000.00	70,000,000.00	0.00	70,000,000.00	0.00	781,242.00	1.12	0.00	781,242.00	1.12
3-01-003-04-00-00	Multas y sanciones	0.00	50,000,000.00	70,000,000.00	70,000,000.00	0.00	70,000,000.00	0.00	781,242.00	1.12	0.00	781,242.00	1.12
3-01-003-04-00-00-0000	Multas y sanciones	0.00	50,000,000.00	70,000,000.00	70,000,000.00	0.00	70,000,000.00	0.00	781,242.00	1.12	0.00	781,242.00	1.12
3-01-003-04-00-00-0000-00	Multas y sanciones	0.00	50,000,000.00	70,000,000.00	70,000,000.00	0.00	70,000,000.00	0.00	781,242.00	1.12	0.00	781,242.00	1.12
3-01-004	DISMINUCIÓN DE PASIVOS	57,922,093,000.00	800,000,000.00	5,845,785,948.00	63,767,878,948.00	0.00	63,767,878,948.00	5,196,810,576.00	57,852,544,805.00	90.72	5,277,255,599.00	57,849,544,805.00	90.72
		0.00	800,000,000.00	1,650,000,000.00	1,650,000,000.00	0.00	1,650,000,000.00	97,417,433.00	765,505,748.00	46.39	97,417,433.00	765,505,748.00	46.39

cu:


SISTEMA DE PRESUPUESTO
EJECUCION PRESUPUESTO
INFORME DE EJECUCION DEL PRESUPUESTO DE GASTOS E INVERSIONES

02-12-2019
03:32

ENTIDAD: 230 - UNIVERSIDAD DISTRITAL FRANCISCO JOSE DE CALDAS		MES: NOVIEMBRE											
UNIDAD EJECUTORA: 01 - RECTOR		VIGENCIA FISCAL: 2019											
RUBRO PRESUPUESTAL		APROPIACION						TOTAL COMPROMISOS		EJECUC. PRESUP.	AUTORIZACION DE GIRO		EJEC. AUT. GIRO %
CODIGO 1	NOMBRE 2	INICIAL 3	MODIFICACIONES		VIGENTE 6=(3+5)	SUSPENSION 7	DISPONIBLE 8=(6-7)	MES 9	ACUMULADO 10	(11=10/8)	AUTORIZACION DE GIRO		(14=13/8)
			MES 4	ACUMULADO 5							MES 12	ACUMULADO 13	
3-01-004-01	Pago de Cesantías	0.00	800,000,000.00	1,650,000,000.00	1,650,000,000.00	0.00	1,650,000,000.00	97,417,433.00	765,505,748.00	46.39	97,417,433.00	765,505,748.00	46.39
3-01-004-01-00	Pago de Cesantías	0.00	800,000,000.00	1,650,000,000.00	1,650,000,000.00	0.00	1,650,000,000.00	97,417,433.00	765,505,748.00	46.39	97,417,433.00	765,505,748.00	46.39
3-01-004-01-00-00-0000	Pago de Cesantías	0.00	800,000,000.00	1,650,000,000.00	1,650,000,000.00	0.00	1,650,000,000.00	97,417,433.00	765,505,748.00	46.39	97,417,433.00	765,505,748.00	46.39
3-01-004-01-00-00-0000-00	Pago de Cesantías	0.00	800,000,000.00	1,650,000,000.00	1,650,000,000.00	0.00	1,650,000,000.00	97,417,433.00	765,505,748.00	46.39	97,417,433.00	765,505,748.00	46.39
3-01-004-02	Pago pensiones	55,009,930,000.00	0.00	4,195,785,948.00	59,205,715,948.00	0.00	59,205,715,948.00	4,532,534,143.00	54,653,268,057.00	92.31	4,612,979,166.00	54,650,268,057.00	92.31
3-01-004-02-00	Pago pensiones	55,009,930,000.00	0.00	4,195,785,948.00	59,205,715,948.00	0.00	59,205,715,948.00	4,532,534,143.00	54,653,268,057.00	92.31	4,612,979,166.00	54,650,268,057.00	92.31
3-01-004-02-00-00	Pago pensiones	55,009,930,000.00	0.00	4,195,785,948.00	59,205,715,948.00	0.00	59,205,715,948.00	4,532,534,143.00	54,653,268,057.00	92.31	4,612,979,166.00	54,650,268,057.00	92.31
3-01-004-02-00-00-0000	Pago pensiones	55,009,930,000.00	0.00	4,195,785,948.00	59,205,715,948.00	0.00	59,205,715,948.00	4,532,534,143.00	54,653,268,057.00	92.31	4,612,979,166.00	54,650,268,057.00	92.31
3-01-004-02-00-00-0000-00	Pago pensiones	55,009,930,000.00	0.00	4,195,785,948.00	59,205,715,948.00	0.00	59,205,715,948.00	4,532,534,143.00	54,653,268,057.00	92.31	4,612,979,166.00	54,650,268,057.00	92.31
3-01-004-03	Bonos pensionales	2,912,163,000.00	0.00	0.00	2,912,163,000.00	0.00	2,912,163,000.00	566,859,000.00	2,433,771,000.00	83.57	566,859,000.00	2,433,771,000.00	83.57
3-01-004-03-00	Bonos pensionales	2,912,163,000.00	0.00	0.00	2,912,163,000.00	0.00	2,912,163,000.00	566,859,000.00	2,433,771,000.00	83.57	566,859,000.00	2,433,771,000.00	83.57
3-01-004-03-00-00	Bonos pensionales	2,912,163,000.00	0.00	0.00	2,912,163,000.00	0.00	2,912,163,000.00	566,859,000.00	2,433,771,000.00	83.57	566,859,000.00	2,433,771,000.00	83.57
3-01-004-03-00-00-0000	Bonos pensionales	2,912,163,000.00	0.00	0.00	2,912,163,000.00	0.00	2,912,163,000.00	566,859,000.00	2,433,771,000.00	83.57	566,859,000.00	2,433,771,000.00	83.57
3-01-004-03-00-00-0000-00	Bonos pensionales	2,912,163,000.00	0.00	0.00	2,912,163,000.00	0.00	2,912,163,000.00	566,859,000.00	2,433,771,000.00	83.57	566,859,000.00	2,433,771,000.00	83.57
3-01-005	TRANSFERENCIAS CORRIENTES DE FUNCIONAMIENTO	2,625,110,000.00	0.00	-755,090,197.00	1,870,019,803.00	0.00	1,870,019,803.00	10,147,432.00	631,151,878.00	33.75	31,770,166.00	631,151,878.00	33.75
3-01-005-01	DISTRITAL	2,625,110,000.00	0.00	-1,255,090,197.00	1,370,019,803.00	0.00	1,370,019,803.00	10,147,432.00	583,352,931.00	42.58	31,770,166.00	583,352,931.00	42.58
3-01-005-01-01	ESTABLECIMIENTOS PÚBLICOS	2,625,110,000.00	0.00	-1,255,090,197.00	1,370,019,803.00	0.00	1,370,019,803.00	10,147,432.00	583,352,931.00	42.58	31,770,166.00	583,352,931.00	42.58
3-01-005-01-01-17	Fondo de Prestaciones Económicas, Cesantías y Pensiones - FONCEP	2,625,110,000.00	0.00	-1,255,090,197.00	1,370,019,803.00	0.00	1,370,019,803.00	10,147,432.00	583,352,931.00	42.58	31,770,166.00	583,352,931.00	42.58
3-01-005-01-01-17-0004	Cuotas Partes Pensionales	2,625,110,000.00	0.00	-1,255,090,197.00	1,370,019,803.00	0.00	1,370,019,803.00	10,147,432.00	583,352,931.00	42.58	31,770,166.00	583,352,931.00	42.58
3-01-005-01-01-17-0004-00	Cuotas Partes Pensionales	2,625,110,000.00	0.00	-1,255,090,197.00	1,370,019,803.00	0.00	1,370,019,803.00	10,147,432.00	583,352,931.00	42.58	31,770,166.00	583,352,931.00	42.58
3-01-005-03	Sentencias y conciliaciones	0.00	0.00	500,000,000.00	500,000,000.00	0.00	500,000,000.00	0.00	47,798,947.00	9.56	0.00	47,798,947.00	9.56
3-01-005-03-01	Sentencias	0.00	0.00	500,000,000.00	500,000,000.00	0.00	500,000,000.00	0.00	47,798,947.00	9.56	0.00	47,798,947.00	9.56
3-01-005-03-01-00	Sentencias	0.00	0.00	500,000,000.00	500,000,000.00	0.00	500,000,000.00	0.00	47,798,947.00	9.56	0.00	47,798,947.00	9.56
3-01-005-03-01-00-0000	Sentencias	0.00	0.00	500,000,000.00	500,000,000.00	0.00	500,000,000.00	0.00	47,798,947.00	9.56	0.00	47,798,947.00	9.56
3-01-005-03-01-00-0000-00	Sentencias	0.00	0.00	500,000,000.00	500,000,000.00	0.00	500,000,000.00	0.00	47,798,947.00	9.56	0.00	47,798,947.00	9.56
3-03	INVERSIÓN	40,216,326,000.00	0.00	17,738,142,289.00	57,954,468,289.00	0.00	57,954,468,289.00	513,810,113.00	9,335,447,537.00	16.11	1,146,270,488.00	6,813,399,957.00	11.76
3-03-001	DIRECTA	40,067,181,000.00	0.00	17,104,889,009.00	57,172,070,009.00	0.00	57,172,070,009.00	489,310,113.00	9,276,388,537.00	16.23	1,134,020,488.00	6,766,590,957.00	11.84

ca
[Handwritten signature]

SISTEMA DE PRESUPUESTO
EJECUCION PRESUPUESTO
INFORME DE EJECUCION DEL PRESUPUESTO DE GASTOS E INVERSIONES

02-12-2019
03:32

ENTIDAD: 230 - UNIVERSIDAD DISTRITAL FRANCISCO JOSE DE CALDAS		MES: NOVIEMBRE											
UNIDAD EJECUTORA: 01 - RECTOR		VIGENCIA FISCAL: 2019											
RUBRO PRESUPUESTAL		APROPIACION						TOTAL COMPROMISOS		EJECUC. PRESUP.	AUTORIZACION DE GIRO		EJEC. AUT. GIRO %
CODIGO	NOMBRE	INICIAL	MODIFICACIONES		VIGENTE	SUSPENSION	DISPONIBLE	MES	ACUMULADO	(11=10/8)	MES	ACUMULADO	(14=13/8)
			MES	ACUMULADO									
1	2	3	4	5	6=(3+6)	7	8=(6-7)	9	10		12	13	
3-03-001-15	BOGOTÁ MEJOR PARA TODOS	40,067,181,000.00	0.00	17,104,889,009.00	57,172,070,009.00	0.00	57,172,070,009.00	489,310,113.00	9,276,388,537.00	16.23	1,134,020,488.00	6,766,590,957.00	11.84
3-03-001-15-01	PILAR IGUALDAD DE CALIDAD DE VIDA	40,067,181,000.00	0.00	17,104,889,009.00	57,172,070,009.00	0.00	57,172,070,009.00	489,310,113.00	9,276,388,537.00	16.23	1,134,020,488.00	6,766,590,957.00	11.84
3-03-001-15-01-08	ACCESO CON CALIDAD A LA EDUCACIÓN SUPERIOR	34,592,181,000.00	0.00	13,595,197,785.00	48,187,378,785.00	0.00	48,187,378,785.00	339,310,113.00	7,652,527,666.00	15.88	674,268,933.00	5,614,796,173.00	11.65
3-03-001-15-01-08-0119	ACCESO CON CALIDAD A LA EDUCACIÓN SUPERIOR	34,592,181,000.00	0.00	13,595,197,785.00	48,187,378,785.00	0.00	48,187,378,785.00	339,310,113.00	7,652,527,666.00	15.88	674,268,933.00	5,614,796,173.00	11.65
3-03-001-15-01-08-0119-37	Promoción de la investigación y desar	4,500,000,000.00	0.00	1,467,874,563.00	5,967,874,563.00	0.00	5,967,874,563.00	94,535,659.00	3,559,160,858.00	59.64	427,282,306.00	2,837,592,964.00	47.55
3-03-001-15-01-08-0119-37	Construcción nueva sede universitaria	4,586,224,000.00	0.00	1,896,286,259.00	6,482,510,259.00	0.00	6,482,510,259.00	0.00	32,600.00	0.00	0.00	32,600.00	0.00
3-03-001-15-01-08-0119-38	Mejoramiento y ampliación de la infrae	16,000,000,000.00	0.00	5,567,964,075.00	21,567,964,075.00	0.00	21,567,964,075.00	989,980.00	604,550,672.00	2.80	989,980.00	384,550,672.00	1.78
3-03-001-15-01-08-0119-38	Desarrollo y fortalecimiento doctorado	1,500,000,000.00	0.00	637,386,726.00	2,137,386,726.00	0.00	2,137,386,726.00	86,184,559.00	1,415,504,431.00	66.23	211,148,111.00	1,235,004,447.00	57.78
3-03-001-15-01-08-0119-41	Dotación de laboratorios Universidad [6,000,000,000.00	0.00	2,075,129,409.00	8,075,129,409.00	0.00	8,075,129,409.00	56,864,085.00	769,692,560.00	9.53	19,611,200.00	218,079,155.00	2.70
3-03-001-15-01-08-0119-41	Dotación y actualización biblioteca	1,500,000,000.00	0.00	1,844,145,169.00	3,344,145,169.00	0.00	3,344,145,169.00	100,735,830.00	837,100,895.00	25.03	0.00	599,870,470.00	17.94
3-03-001-15-01-08-0119-75	Atención y promoción para la excelenc	280,957,000.00	0.00	0.00	280,957,000.00	0.00	280,957,000.00	0.00	193,613,520.00	68.91	0.00	123,063,564.00	43.80
3-03-001-15-01-08-0119-75	Fomento y desarrollo de entornos virtu	225,000,000.00	0.00	106,411,584.00	331,411,584.00	0.00	331,411,584.00	0.00	272,872,030.00	82.34	15,237,336.00	216,602,301.00	65.36
3-03-001-15-01-43	MODERNIZACION INSTITUCIONAL	5,475,000,000.00	0.00	3,509,691,224.00	8,984,691,224.00	0.00	8,984,691,224.00	150,000,000.00	1,623,860,871.00	18.07	459,751,555.00	1,151,794,784.00	12.82
3-03-001-15-01-43-0189	MODERNIZACION ADMINISTRATIVA	5,475,000,000.00	0.00	3,509,691,224.00	8,984,691,224.00	0.00	8,984,691,224.00	150,000,000.00	1,623,860,871.00	18.07	459,751,555.00	1,151,794,784.00	12.82
3-03-001-15-01-43-0189-38	Modernización y Fortalecimiento Instit	5,475,000,000.00	0.00	3,509,691,224.00	8,984,691,224.00	0.00	8,984,691,224.00	150,000,000.00	1,623,860,871.00	18.07	459,751,555.00	1,151,794,784.00	12.82
3-03-002	TRANSFERENCIA INVERSION	149,145,000.00	0.00	633,253,280.00	782,398,280.00	0.00	782,398,280.00	24,500,000.00	59,059,000.00	7.55	12,250,000.00	46,809,000.00	5.98
3-03-002-26	FONDO PRESTAMOS A EMPLEADOS	0.00	0.00	50,000,000.00	50,000,000.00	0.00	50,000,000.00	0.00	8,750,000.00	17.50	0.00	8,750,000.00	17.50
3-03-002-26-03	Préstamos Administrativos	0.00	0.00	50,000,000.00	50,000,000.00	0.00	50,000,000.00	0.00	8,750,000.00	17.50	0.00	8,750,000.00	17.50
3-03-002-26-03-00	Préstamos Administrativos	0.00	0.00	50,000,000.00	50,000,000.00	0.00	50,000,000.00	0.00	8,750,000.00	17.50	0.00	8,750,000.00	17.50
3-03-002-26-03-00-0000	Préstamos Administrativos	0.00	0.00	50,000,000.00	50,000,000.00	0.00	50,000,000.00	0.00	8,750,000.00	17.50	0.00	8,750,000.00	17.50
3-03-002-26-03-00-0000-00	Préstamos Administrativos	0.00	0.00	50,000,000.00	50,000,000.00	0.00	50,000,000.00	0.00	8,750,000.00	17.50	0.00	8,750,000.00	17.50
3-03-002-27	PRÉSTAMOS DE VIVIENDA	149,145,000.00	0.00	583,253,280.00	732,398,280.00	0.00	732,398,280.00	24,500,000.00	50,309,000.00	6.87	12,250,000.00	38,059,000.00	5.20
3-03-002-27-02	Administrativos	149,145,000.00	0.00	583,253,280.00	732,398,280.00	0.00	732,398,280.00	24,500,000.00	50,309,000.00	6.87	12,250,000.00	38,059,000.00	5.20
3-03-002-27-02-00	Administrativos	149,145,000.00	0.00	583,253,280.00	732,398,280.00	0.00	732,398,280.00	24,500,000.00	50,309,000.00	6.87	12,250,000.00	38,059,000.00	5.20
3-03-002-27-02-00-0000	Administrativos	149,145,000.00	0.00	583,253,280.00	732,398,280.00	0.00	732,398,280.00	24,500,000.00	50,309,000.00	6.87	12,250,000.00	38,059,000.00	5.20
3-03-002-27-02-00-0000-00	Administrativos	149,145,000.00	0.00	583,253,280.00	732,398,280.00	0.00	732,398,280.00	24,500,000.00	50,309,000.00	6.87	12,250,000.00	38,059,000.00	5.20


Di.
5


X

SISTEMA DE PRESUPUESTO
EJECUCION PRESUPUESTO
INFORME DE EJECUCION DEL PRESUPUESTO DE GASTOS E INVERSIONES

02-12-2019
03:32

ENTIDAD: 230 - UNIVERSIDAD DISTRITAL FRANCISCO JOSE DE CALDAS							MES: NOVIEMBRE						
UNIDAD EJECUTORA: 01 - RECTOR							VIGENCIA FISCAL: 2019						
RUBRO PRESUPUESTAL		APROPIACION						TOTAL COMPROMISOS		EJECUC. PRESUP.	AUTORIZACION DE GIRO		EJEC. AUT. GIRO %
CODIGO 1	NOMBRE 2	INICIAL 3	MODIFICACIONES		VIGENTE 8=(3+5)	SUSPENSION 7	DISPONIBLE 9=(6-7)	MES 9	ACUMULADO 10	(11=10/8)	AUTORIZACION DE GIRO		(14=13/8)
			MES 4	ACUMULADO 5							MES 12	ACUMULADO 13	


RESPONSABLE DEL PRESUPUESTO


ORDENADOR DEL GASTO

