

SISTEMA DE PRESUPUESTO  
EJECUCIÓN PRESUPUESTO  
INFORME DE EJECUCION DEL PRESUPUESTO DE GASTOS E INVERSIONES

29-07-2022  
07:19


ENTIDAD: 230 - UNIVERSIDAD DISTRITAL FRANCISCO JOSE DE CALDAS		MES: JULIO											
UNIDAD EJECUTORA: 01 - RECTOR		VIGENCIA FISCAL: 2022											
RUBRO PRESUPUESTAL		APROPIACION						TOTAL COMPROMISOS		EJEC. PRESUP.	AUTORIZACION DE GIRO		EJEC. AUT. GIRO %
CODIGO	NOMBRE	INICIAL	MODIFICACIONES		VIGENTE	SUSPENSION	DISPONIBLE	MES	ACUMULADO	(11=10/8)	MES	ACUMULADO	(14=13/8)
1	2	3	MES	ACUMULADO	6=(3+5)	7	8=(6-7)	9	10		12	13	14=(13/8)
3	GASTOS	357,700,498,000.00	0.00	49,833,242,249.00	407,533,740,249.00	0.00	407,533,740,249.00	28,484,011,213.00	236,135,074,275.00	57.94	36,826,082,331.00	183,890,654,210.00	45.12
3-01	Funcionamiento	333,399,365,000.00	0.00	36,886,296,895.00	370,285,661,895.00	0.00	370,285,661,895.00	19,402,461,248.00	224,172,117,782.00	60.54	27,703,107,974.00	173,079,792,095.00	46.74
3-01-001	Gastos de personal	216,626,473,000.00	0.00	0.00	216,626,473,000.00	0.00	216,626,473,000.00	10,747,209,858.00	124,577,245,099.00	57.51	15,603,074,749.00	105,659,047,350.00	48.77
3-01-001-01	Planta de personal permanente	161,789,882,000.00	0.00	0.00	161,789,882,000.00	0.00	161,789,882,000.00	9,649,804,716.00	80,896,705,645.00	50.00	9,687,294,889.00	79,406,681,616.00	49.08
3-01-001-01-01	Factores constitutivos de salario	121,464,271,000.00	0.00	0.00	121,464,271,000.00	0.00	121,464,271,000.00	7,134,963,590.00	58,217,890,001.00	47.93	7,169,484,835.00	56,727,865,972.00	46.70
3-01-001-01-01-11	Sueldo básico	86,876,140,000.00	0.00	0.00	86,876,140,000.00	0.00	86,876,140,000.00	6,474,194,658.00	45,303,014,801.00	52.15	6,487,866,878.00	45,302,255,639.00	52.15
3-01-001-01-01-11-0001	Sueldo Básico Administrativos	11,587,051,000.00	0.00	0.00	11,587,051,000.00	0.00	11,587,051,000.00	799,831,801.00	5,378,958,336.00	46.42	813,504,021.00	5,378,958,336.00	46.42
3-01-001-01-01-11-0001-00	Sueldo Básico Administrativos	11,587,051,000.00	0.00	0.00	11,587,051,000.00	0.00	11,587,051,000.00	799,831,801.00	5,378,958,336.00	46.42	813,504,021.00	5,378,958,336.00	46.42
3-01-001-01-01-11-0002	Sueldo Básico Docentes	73,831,801,000.00	0.00	0.00	73,831,801,000.00	0.00	73,831,801,000.00	5,573,587,160.00	39,179,895,397.00	53.07	5,573,587,160.00	39,179,136,235.00	53.07
3-01-001-01-01-11-0002-00	Sueldo Básico Docentes	73,831,801,000.00	0.00	0.00	73,831,801,000.00	0.00	73,831,801,000.00	5,573,587,160.00	39,179,895,397.00	53.07	5,573,587,160.00	39,179,136,235.00	53.07
3-01-001-01-01-11-0003	Sueldo Trabajadores Oficiales	1,457,288,000.00	0.00	0.00	1,457,288,000.00	0.00	1,457,288,000.00	100,775,697.00	744,161,068.00	51.06	100,775,697.00	744,161,068.00	51.06
3-01-001-01-01-11-0003-00	Sueldo Trabajadores Oficiales	1,457,288,000.00	0.00	0.00	1,457,288,000.00	0.00	1,457,288,000.00	100,775,697.00	744,161,068.00	51.06	100,775,697.00	744,161,068.00	51.06
3-01-001-01-01-12	Horas extras, dominicales, festivos y recargos	215,041,000.00	0.00	0.00	215,041,000.00	0.00	215,041,000.00	15,346,657.00	93,472,689.00	43.47	15,346,657.00	93,472,689.00	43.47
3-01-001-01-01-12-0001	Horas Extras, Dominicales, Festivos, Administrativos	215,041,000.00	0.00	0.00	215,041,000.00	0.00	215,041,000.00	15,346,657.00	93,472,689.00	43.47	15,346,657.00	93,472,689.00	43.47
3-01-001-01-01-12-0001-00	Horas Extras, Dominicales, Festivos, Administrativos	215,041,000.00	0.00	0.00	215,041,000.00	0.00	215,041,000.00	15,346,657.00	93,472,689.00	43.47	15,346,657.00	93,472,689.00	43.47
3-01-001-01-01-13	Gastos de representación	558,266,000.00	0.00	0.00	558,266,000.00	0.00	558,266,000.00	31,145,672.00	206,295,688.00	36.95	31,145,672.00	206,295,688.00	36.95
3-01-001-01-01-13-0001	Gastos de Representación Administrativos	558,266,000.00	0.00	0.00	558,266,000.00	0.00	558,266,000.00	31,145,672.00	206,295,688.00	36.95	31,145,672.00	206,295,688.00	36.95
3-01-001-01-01-13-0001-00	Gastos de Representación Administrativos	558,266,000.00	0.00	0.00	558,266,000.00	0.00	558,266,000.00	31,145,672.00	206,295,688.00	36.95	31,145,672.00	206,295,688.00	36.95
3-01-001-01-01-14	Subsidio de alimentación	89,859,000.00	0.00	0.00	89,859,000.00	0.00	89,859,000.00	5,798,730.00	42,137,439.00	46.89	5,798,730.00	42,137,439.00	46.89
3-01-001-01-01-14-0000	Subsidio de alimentación	89,859,000.00	0.00	0.00	89,859,000.00	0.00	89,859,000.00	5,798,730.00	42,137,439.00	46.89	5,798,730.00	42,137,439.00	46.89
3-01-001-01-01-14-0000-00	Subsidio de alimentación	89,859,000.00	0.00	0.00	89,859,000.00	0.00	89,859,000.00	5,798,730.00	42,137,439.00	46.89	5,798,730.00	42,137,439.00	46.89
3-01-001-01-01-15	Auxilio de transporte	96,323,000.00	0.00	0.00	96,323,000.00	0.00	96,323,000.00	5,964,630.00	43,342,978.00	45.00	5,964,630.00	43,342,978.00	45.00
3-01-001-01-01-15-0000	Auxilio de transporte	96,323,000.00	0.00	0.00	96,323,000.00	0.00	96,323,000.00	5,964,630.00	43,342,978.00	45.00	5,964,630.00	43,342,978.00	45.00
3-01-001-01-01-15-0000-00	Auxilio de transporte	96,323,000.00	0.00	0.00	96,323,000.00	0.00	96,323,000.00	5,964,630.00	43,342,978.00	45.00	5,964,630.00	43,342,978.00	45.00
3-01-001-01-01-17	Bonificación por servicios prestados	2,514,668,000.00	0.00	0.00	2,514,668,000.00	0.00	2,514,668,000.00	160,272,609.00	1,173,857,738.00	46.68	161,375,270.00	1,173,708,780.00	46.67
3-01-001-01-01-17-0001	Bonificación por Servicios Prestados Administrativos	371,465,000.00	0.00	0.00	371,465,000.00	0.00	371,465,000.00	37,186,113.00	184,976,410.00	49.80	38,288,774.00	184,976,410.00	49.80
3-01-001-01-01-17-0001-00	Bonificación por Servicios Prestados Administrativos	371,465,000.00	0.00	0.00	371,465,000.00	0.00	371,465,000.00	37,186,113.00	184,976,410.00	49.80	38,288,774.00	184,976,410.00	49.80

  
**SISTEMA DE PRESUPUESTO**  
**EJECUCIÓN PRESUPUESTO**  
**INFORME DE EJECUCION DEL PRESUPUESTO DE GASTOS E INVERSIONES**

29-07-2022  
07:19


ENTIDAD: 230 - UNIVERSIDAD DISTRITAL FRANCISCO JOSE DE CALDAS		MES: JULIO											
UNIDAD EJECUTORA: 01 - RECTOR		VIGENCIA FISCAL: 2022											
RUBRO PRESUPUESTAL		APROPIACION						TOTAL COMPROMISOS		EJECUC. PRESUP. (11=10/8)	AUTORIZACION DE GIRO		EJEC. AUT. GIRO % (14=13/8)
CODIGO 1	NOMBRE 2	INICIAL 3	MODIFICACIONES 4		VIGENTE 6=(3+5)	SUSPENSION 7	DISPONIBLE 8=(6-7)	MES 9	ACUMULADO 10		MES 12	ACUMULADO 13	
			MES 4	ACUMULADO 5									
3-01-001-01-01-17-0002	Bonificación por Servicios Prestados Docentes	2,143,203,000.00	0.00	0.00	2,143,203,000.00	0.00	2,143,203,000.00	123,086,496.00	988,881,328.00	46.14	123,086,496.00	988,732,370.00	46.13
3-01-001-01-01-17-0002-00	Bonificación por Servicios Prestados C	2,143,203,000.00	0.00	0.00	2,143,203,000.00	0.00	2,143,203,000.00	123,086,496.00	988,881,328.00	46.14	123,086,496.00	988,732,370.00	46.13
3-01-001-01-01-18	Prestaciones sociales	14,838,542,000.00	0.00	0.00	14,838,542,000.00	0.00	14,838,542,000.00	54,871,073.00	168,391,607.00	1.13	69,989,298.00	182,689,575.00	1.10
3-01-001-01-01-18-0001	Prima de navidad	9,117,800,000.00	0.00	0.00	9,117,800,000.00	0.00	9,117,800,000.00	26,722,990.00	57,677,680.00	0.63	33,044,467.00	52,574,348.00	0.58
3-01-001-01-01-18-0001-01	Prima de Navidad Administrativos	1,499,473,000.00	0.00	0.00	1,499,473,000.00	0.00	1,499,473,000.00	26,722,990.00	40,488,669.00	2.70	33,044,467.00	40,488,669.00	2.70
3-01-001-01-01-18-0001-02	Prima de Navidad Docentes	7,310,832,000.00	0.00	0.00	7,310,832,000.00	0.00	7,310,832,000.00	0.00	17,189,011.00	0.24	0.00	12,085,679.00	0.17
3-01-001-01-01-18-0001-03	Prima de Navidad Trabajadores Oficial	307,495,000.00	0.00	0.00	307,495,000.00	0.00	307,495,000.00	0.00	0.00	0.00	0.00	0.00	0.00
3-01-001-01-01-18-0002	Prima de vacaciones	5,720,742,000.00	0.00	0.00	5,720,742,000.00	0.00	5,720,742,000.00	28,148,083.00	110,713,927.00	1.94	36,944,831.00	110,115,227.00	1.92
3-01-001-01-01-18-0002-01	Prima de Vacaciones Administrativos	719,747,000.00	0.00	0.00	719,747,000.00	0.00	719,747,000.00	22,590,864.00	64,547,039.00	8.97	31,387,612.00	64,547,039.00	8.97
3-01-001-01-01-18-0002-02	Prima de Vacaciones Docentes	4,755,016,000.00	0.00	0.00	4,755,016,000.00	0.00	4,755,016,000.00	0.00	1,990,947.00	0.04	0.00	1,392,247.00	0.03
3-01-001-01-01-18-0002-03	Prima de Vacaciones Trabajadores Of	245,979,000.00	0.00	0.00	245,979,000.00	0.00	245,979,000.00	5,557,219.00	44,175,941.00	17.96	5,557,219.00	44,175,941.00	17.96
3-01-001-01-01-19	Prima técnica salarial	2,341,585,000.00	0.00	0.00	2,341,585,000.00	0.00	2,341,585,000.00	166,293,332.00	1,124,687,804.00	48.03	166,293,332.00	1,124,687,804.00	48.03
3-01-001-01-01-19-0001	Prima Técnica Administrativos	2,341,585,000.00	0.00	0.00	2,341,585,000.00	0.00	2,341,585,000.00	166,293,332.00	1,124,687,804.00	48.03	166,293,332.00	1,124,687,804.00	48.03
3-01-001-01-01-19-0001-00	Prima Técnica Administrativos	2,341,585,000.00	0.00	0.00	2,341,585,000.00	0.00	2,341,585,000.00	166,293,332.00	1,124,687,804.00	48.03	166,293,332.00	1,124,687,804.00	48.03
3-01-001-01-01-22	Factores salariales especiales	726,429,000.00	0.00	0.00	726,429,000.00	0.00	726,429,000.00	59,227,453.00	421,837,908.00	58.07	59,227,453.00	421,837,908.00	58.07
3-01-001-01-01-22-0012	Prima de antigüedad	726,429,000.00	0.00	0.00	726,429,000.00	0.00	726,429,000.00	59,227,453.00	421,837,908.00	58.07	59,227,453.00	421,837,908.00	58.07
3-01-001-01-01-22-0012-01	Prima de Antigüedad Administrativos	590,611,000.00	0.00	0.00	590,611,000.00	0.00	590,611,000.00	45,014,634.00	324,505,230.00	54.94	45,014,634.00	324,505,230.00	54.94
3-01-001-01-01-22-0012-02	Prima de Antigüedad Trabajadores Ofi	135,818,000.00	0.00	0.00	135,818,000.00	0.00	135,818,000.00	14,212,819.00	97,332,678.00	71.66	14,212,819.00	97,332,678.00	71.66
3-01-001-01-01-24	Prima semestral	7,425,901,000.00	0.00	0.00	7,425,901,000.00	0.00	7,425,901,000.00	26,960,663.00	7,019,430,390.00	94.53	27,046,172.00	7,017,678,359.00	94.50
3-01-001-01-01-24-0001	Prima Semestral Administrativos	7,425,901,000.00	0.00	0.00	7,425,901,000.00	0.00	7,425,901,000.00	26,960,663.00	7,019,430,390.00	94.53	27,046,172.00	7,017,678,359.00	94.50
3-01-001-01-01-24-0001-01	Prima Semestral Administrativos	1,609,913,000.00	0.00	0.00	1,609,913,000.00	0.00	1,609,913,000.00	20,228,542.00	1,251,669,240.00	77.75	20,314,051.00	1,251,669,240.00	77.75
3-01-001-01-01-24-0001-02	Prima Semetral Docentes	5,593,100,000.00	0.00	0.00	5,593,100,000.00	0.00	5,593,100,000.00	0.00	5,561,810,895.00	99.44	0.00	5,560,058,864.00	99.41
3-01-001-01-01-24-0001-03	Prima Semestral Trabajadores Oficial	222,888,000.00	0.00	0.00	222,888,000.00	0.00	222,888,000.00	6,732,121.00	205,950,255.00	92.40	6,732,121.00	205,950,255.00	92.40
3-01-001-01-01-25	Beneficios convencionales	5,781,517,000.00	0.00	0.00	5,781,517,000.00	0.00	5,781,517,000.00	134,888,113.00	2,621,420,959.00	45.34	139,430,743.00	1,139,759,113.00	19.71



  
**SISTEMA DE PRESUPUESTO**  
**EJECUCIÓN PRESUPUESTO**  
**INFORME DE EJECUCION DEL PRESUPUESTO DE GASTOS E INVERSIONES**

29-07-2022  
07:19

ENTIDAD: 230 - UNIVERSIDAD DISTRITAL FRANCISCO JOSE DE CALDAS		MES: JULIO											
UNIDAD EJECUTORA: 01 - RECTOR		VIGENCIA FISCAL: 2022											
RUBRO PRESUPUESTAL		APROPIACION						TOTAL COMPROMISOS		EJEC. PRESUP.	AUTORIZACION DE GIRO		EJEC. AUT.GIRO %
CODIGO	NOMBRE	INICIAL	MODIFICACIONES		VIGENTE	SUSPENSION	DISPONIBLE	MES	ACUMULADO	(11=10/8)	MES	ACUMULADO	(14=13/8)
1	2	3	MES	ACUMULADO	6=(3+5)	7	8=(6-7)	9	10		12	13	
3-01-001-01-01-25-0099	Beneficios convencionales	5,781,517,000.00	0.00	0.00	5,781,517,000.00	0.00	5,781,517,000.00	134,888,113.00	2,621,420,959.00	45.34	139,430,743.00	1,139,759,113.00	19.71
3-01-001-01-01-25-0099-01	Quinquenios	290,000,000.00	0.00	0.00	290,000,000.00	0.00	290,000,000.00	0.00	266,661,373.00	91.95	0.00	266,661,373.00	91.95
3-01-001-01-01-25-0099-02	Aportes Convención Colectiva de Trab	80,043,000.00	0.00	0.00	80,043,000.00	0.00	80,043,000.00	80,043,000.00	80,043,000.00	100.00	80,043,000.00	80,043,000.00	100.00
3-01-001-01-01-25-0099-03	Aportes Organizaciones Sindicales - A	376,130,000.00	0.00	0.00	376,130,000.00	0.00	376,130,000.00	0.00	188,605,000.00	50.14	0.00	188,605,000.00	50.14
3-01-001-01-01-25-0099-04	Subsidio Familiar	308,850,000.00	0.00	0.00	308,850,000.00	0.00	308,850,000.00	23,193,332.00	173,255,633.00	56.10	23,193,332.00	173,255,633.00	56.10
3-01-001-01-01-25-0099-05	Plan de Salud Trabajadores Oficiales	54,590,000.00	0.00	0.00	54,590,000.00	0.00	54,590,000.00	0.00	14,939,442.00	27.37	0.00	0.00	0.00
3-01-001-01-01-25-0099-06	Plan de Salud de Pensionados	3,713,150,000.00	0.00	0.00	3,713,150,000.00	0.00	3,713,150,000.00	0.00	1,466,722,404.00	39.50	0.00	0.00	0.00
3-01-001-01-01-25-0099-07	Subsidio libros pensionados	310,036,000.00	0.00	0.00	310,036,000.00	0.00	310,036,000.00	6,144,016.00	156,672,408.00	50.53	6,144,016.00	156,672,408.00	50.53
3-01-001-01-01-25-0099-08	Subsidio familiar pensionados	370,734,000.00	0.00	0.00	370,734,000.00	0.00	370,734,000.00	19,363,749.00	138,418,574.00	37.34	19,363,749.00	138,418,574.00	37.34
3-01-001-01-01-25-0099-09	Educación Libros Convención Colectiv	152,279,000.00	0.00	0.00	152,279,000.00	0.00	152,279,000.00	6,144,016.00	92,160,240.00	60.52	6,144,016.00	92,160,240.00	60.52
3-01-001-01-01-25-0099-10	Defunción y Matrimonio Personal adm	50,000,000.00	0.00	0.00	50,000,000.00	0.00	50,000,000.00	0.00	43,942,885.00	87.89	4,542,630.00	43,942,885.00	87.89
3-01-001-01-01-25-0099-11	Convención Colectiva y Mesas de Diál	75,705,000.00	0.00	0.00	75,705,000.00	0.00	75,705,000.00	0.00	0.00	0.00	0.00	0.00	0.00
3-01-001-01-02	Contribuciones inherentes a la nómina	39,730,406,000.00	0.00	0.00	39,730,406,000.00	0.00	39,730,406,000.00	2,500,317,946.00	22,577,959,037.00	56.83	2,502,607,521.00	22,577,959,037.00	56.83
3-01-001-01-02-01	Aportes a la seguridad social en pensiones	11,812,442,000.00	0.00	0.00	11,812,442,000.00	0.00	11,812,442,000.00	859,850,372.00	5,770,315,863.00	48.85	860,024,547.00	5,770,315,863.00	48.85
3-01-001-01-02-01-0001	Aportes a la seguridad social en pensiones públicas	8,242,400,000.00	0.00	0.00	8,242,400,000.00	0.00	8,242,400,000.00	691,125,675.00	4,607,573,507.00	55.90	691,299,850.00	4,607,573,507.00	55.90
3-01-001-01-02-01-0001-01	Pensiones Públicas Administrativos	1,503,746,000.00	0.00	0.00	1,503,746,000.00	0.00	1,503,746,000.00	106,614,375.00	736,922,407.00	49.01	106,788,550.00	736,922,407.00	49.01
3-01-001-01-02-01-0001-02	Pensiones Públicas Docentes	6,474,750,000.00	0.00	0.00	6,474,750,000.00	0.00	6,474,750,000.00	573,188,400.00	3,791,104,900.00	58.55	573,188,400.00	3,791,104,900.00	58.55
3-01-001-01-02-01-0001-03	Pensiones Públicas Trabajadores Ofic	263,904,000.00	0.00	0.00	263,904,000.00	0.00	263,904,000.00	11,322,900.00	79,546,200.00	30.14	11,322,900.00	79,546,200.00	30.14
3-01-001-01-02-01-0002	Aportes a la seguridad social en pensiones privadas	3,570,042,000.00	0.00	0.00	3,570,042,000.00	0.00	3,570,042,000.00	188,724,697.00	1,162,742,356.00	32.57	168,724,697.00	1,162,742,356.00	32.57
3-01-001-01-02-01-0002-01	Pensiones Privadas Administrativos	375,937,000.00	0.00	0.00	375,937,000.00	0.00	375,937,000.00	22,231,397.00	144,528,781.00	38.44	22,231,397.00	144,528,781.00	38.44
3-01-001-01-02-01-0002-02	Pensiones Privadas Docentes	3,126,803,000.00	0.00	0.00	3,126,803,000.00	0.00	3,126,803,000.00	143,715,900.00	998,583,300.00	31.94	143,715,900.00	998,583,300.00	31.94
3-01-001-01-02-01-0002-03	Pensiones Privadas Trabajadores Ofic	67,302,000.00	0.00	0.00	67,302,000.00	0.00	67,302,000.00	2,777,400.00	19,630,275.00	29.17	2,777,400.00	19,630,275.00	29.17
3-01-001-01-02-02	Aportes a la seguridad social en salud	8,326,263,000.00	0.00	0.00	8,326,263,000.00	0.00	8,326,263,000.00	609,475,674.00	4,090,320,581.00	49.13	609,599,174.00	4,090,320,581.00	49.13
3-01-001-01-02-02-0002	Aportes a la seguridad social en salud privada	8,326,263,000.00	0.00	0.00	8,326,263,000.00	0.00	8,326,263,000.00	609,475,674.00	4,090,320,581.00	49.13	609,599,174.00	4,090,320,581.00	49.13
3-01-001-01-02-02-0002-01	Salud Privada Administrativos	1,253,121,000.00	0.00	0.00	1,253,121,000.00	0.00	1,253,121,000.00	91,235,530.00	624,247,329.00	49.82	91,359,030.00	624,247,329.00	49.82
3-01-001-01-02-02-0002-02	Salud Privada Docentes	6,823,490,000.00	0.00	0.00	6,823,490,000.00	0.00	6,823,490,000.00	507,812,100.00	3,392,740,752.00	49.72	507,812,100.00	3,392,740,752.00	49.72
3-01-001-01-02-02-0002-03	Salud Privada Trabajadores Oficiales	249,652,000.00	0.00	0.00	249,652,000.00	0.00	249,652,000.00	10,428,044.00	73,332,500.00	29.37	10,428,044.00	73,332,500.00	29.37
3-01-001-01-02-03	Aportes de cesantías	9,956,780,000.00	0.00	0.00	9,956,780,000.00	0.00	9,956,780,000.00	0.00	8,186,675,193.00	82.22	0.00	8,186,675,193.00	82.22

  
**SISTEMA DE PRESUPUESTO**  
**EJECUCIÓN PRESUPUESTO**  
**INFORME DE EJECUCION DEL PRESUPUESTO DE GASTOS E INVERSIONES**

29-07-2022  
07:19

ENTIDAD: 230 - UNIVERSIDAD DISTRITAL FRANCISCO JOSE DE CALDAS		MES: JULIO											
UNIDAD EJECUTORA: 01 - RECTOR		VIGENCIA FISCAL: 2022											
RUBRO PRESUPUESTAL		APROPIACION						TOTAL COMPROMISOS		EJECUC. PRESUP.	AUTORIZACION DE GIRO		EJEC. AUT. GIRO %
CODIGO	NOMBRE	INICIAL	MODIFICACIONES		VIGENTE	SUSPENSION	DISPONIBLE	MES	ACUMULADO	(11=10/8)	MES	ACUMULADO	(14=13/8)
1	2	3	MES	ACUMULADO	6=(3+5)	7	8=(6-7)	9	10		12	13	
3-01-001-01-02-03-0001	Aportes de cesantías a fondos públicos	4,911,792,000.00	0.00	0.00	4,911,792,000.00	0.00	4,911,792,000.00	0.00	4,546,210,407.00	92.56	0.00	4,546,210,407.00	92.56
3-01-001-01-02-03-0001-01	Cesantías Fondos Públicos Administrativos	860,948,000.00	0.00	0.00	860,948,000.00	0.00	860,948,000.00	0.00	530,339,820.00	61.60	0.00	530,339,820.00	61.60
3-01-001-01-02-03-0001-02	Cesantías Fondos Públicos Docentes	3,951,963,000.00	0.00	0.00	3,951,963,000.00	0.00	3,951,963,000.00	0.00	3,950,258,957.00	99.96	0.00	3,950,258,957.00	99.96
3-01-001-01-02-03-0001-03	Cesantías Fondos Públicos Trabajadores	98,881,000.00	0.00	0.00	98,881,000.00	0.00	98,881,000.00	0.00	85,611,630.00	66.35	0.00	85,611,630.00	66.35
3-01-001-01-02-03-0002	Aportes de cesantías a fondos privados	5,044,988,000.00	0.00	0.00	5,044,988,000.00	0.00	5,044,988,000.00	0.00	3,640,664,786.00	72.16	0.00	3,640,664,786.00	72.16
3-01-001-01-02-03-0002-01	Cesantías Fondos Privados Administrativos	763,482,000.00	0.00	0.00	763,482,000.00	0.00	763,482,000.00	0.00	432,233,346.00	56.61	0.00	432,233,346.00	56.61
3-01-001-01-02-03-0002-02	Cesantías Fondos Privados Docentes	4,077,191,000.00	0.00	0.00	4,077,191,000.00	0.00	4,077,191,000.00	0.00	3,099,193,715.00	76.01	0.00	3,099,193,715.00	76.01
3-01-001-01-02-03-0002-03	Cesantías Fondos Privados Trabajadores	204,315,000.00	0.00	0.00	204,315,000.00	0.00	204,315,000.00	0.00	109,237,725.00	53.47	0.00	109,237,725.00	53.47
3-01-001-01-02-04	Aportes a cajas de compensación familiar	5,252,634,000.00	0.00	0.00	5,252,634,000.00	0.00	5,252,634,000.00	567,841,400.00	2,458,024,600.00	46.80	568,975,300.00	2,458,024,600.00	46.80
3-01-001-01-02-04-0001	Compensar	5,252,634,000.00	0.00	0.00	5,252,634,000.00	0.00	5,252,634,000.00	567,841,400.00	2,458,024,600.00	46.80	568,975,300.00	2,458,024,600.00	46.80
3-01-001-01-02-04-0001-01	Caja de Compensación Administrativo	657,926,000.00	0.00	0.00	657,926,000.00	0.00	657,926,000.00	92,791,800.00	366,947,700.00	55.77	93,925,700.00	366,947,700.00	55.77
3-01-001-01-02-04-0001-02	Caja de Compensación Docentes	4,437,339,000.00	0.00	0.00	4,437,339,000.00	0.00	4,437,339,000.00	456,387,300.00	2,029,344,900.00	45.73	456,387,300.00	2,029,344,900.00	45.73
3-01-001-01-02-04-0001-03	Caja de Compensación Trabajadores	157,369,000.00	0.00	0.00	157,369,000.00	0.00	157,369,000.00	18,662,300.00	61,732,000.00	39.23	18,662,300.00	61,732,000.00	39.23
3-01-001-01-02-05	Aportes generales al sistema de riesgos laborales	500,893,000.00	0.00	0.00	500,893,000.00	0.00	500,893,000.00	37,201,500.00	228,758,300.00	45.67	37,209,000.00	228,758,300.00	45.67
3-01-001-01-02-05-0001	Aportes generales al sistema de riesgos laborales públicos	500,893,000.00	0.00	0.00	500,893,000.00	0.00	500,893,000.00	37,201,500.00	228,758,300.00	45.67	37,209,000.00	228,758,300.00	45.67
3-01-001-01-02-05-0001-01	Riesgos Laborales Administrativos	85,859,000.00	0.00	0.00	85,859,000.00	0.00	85,859,000.00	5,494,600.00	34,995,200.00	40.76	5,502,100.00	34,995,200.00	40.76
3-01-001-01-02-05-0001-02	Riesgos Laborales Docentes	400,802,000.00	0.00	0.00	400,802,000.00	0.00	400,802,000.00	31,094,700.00	190,154,900.00	47.44	31,094,700.00	190,154,900.00	47.44
3-01-001-01-02-05-0001-03	Riesgos Laborales Trabajadores Oficiales	14,232,000.00	0.00	0.00	14,232,000.00	0.00	14,232,000.00	612,200.00	3,608,200.00	25.35	612,200.00	3,608,200.00	25.35
3-01-001-01-02-06	Aportes al ICBF	3,881,394,000.00	0.00	0.00	3,881,394,000.00	0.00	3,881,394,000.00	425,949,000.00	1,843,664,500.00	47.50	426,799,500.00	1,843,664,500.00	47.50
3-01-001-01-02-06-0001	ICBF Administrativos	493,444,000.00	0.00	0.00	493,444,000.00	0.00	493,444,000.00	69,596,100.00	275,224,600.00	55.78	70,446,600.00	275,224,600.00	55.78
3-01-001-01-02-06-0001-00	ICBF Administrativos	493,444,000.00	0.00	0.00	493,444,000.00	0.00	493,444,000.00	69,596,100.00	275,224,600.00	55.78	70,446,600.00	275,224,600.00	55.78
3-01-001-01-02-06-0002	ICBF Docentes	3,269,914,000.00	0.00	0.00	3,269,914,000.00	0.00	3,269,914,000.00	342,355,600.00	1,522,138,300.00	46.55	342,355,600.00	1,522,138,300.00	46.55
3-01-001-01-02-06-0002-00	ICBF Docentes	3,269,914,000.00	0.00	0.00	3,269,914,000.00	0.00	3,269,914,000.00	342,355,600.00	1,522,138,300.00	46.55	342,355,600.00	1,522,138,300.00	46.55
3-01-001-01-02-06-0003	ICBF Trabajadores Oficiales	118,036,000.00	0.00	0.00	118,036,000.00	0.00	118,036,000.00	13,997,300.00	46,301,600.00	39.23	13,997,300.00	46,301,600.00	39.23
3-01-001-01-02-06-0003-00	ICBF Trabajadores Oficiales	118,036,000.00	0.00	0.00	118,036,000.00	0.00	118,036,000.00	13,997,300.00	46,301,600.00	39.23	13,997,300.00	46,301,600.00	39.23
3-01-001-01-03	Remuneraciones no constitutivas de factor salarial	595,205,000.00	0.00	0.00	595,205,000.00	0.00	595,205,000.00	14,523,180.00	100,856,607.00	16.94	15,202,533.00	100,856,607.00	16.94
3-01-001-01-03-01	Prestaciones sociales	64,373,000.00	0.00	0.00	64,373,000.00	0.00	64,373,000.00	1,414,644.00	4,750,753.00	7.38	2,093,997.00	4,750,753.00	7.38



  
**SISTEMA DE PRESUPUESTO**  
**EJECUCIÓN PRESUPUESTO**  
**INFORME DE EJECUCION DEL PRESUPUESTO DE GASTOS E INVERSIONES**

29-07-2022  
07:19

ENTIDAD: 230 - UNIVERSIDAD DISTRITAL FRANCISCO JOSE DE CALDAS		MES: JULIO											
UNIDAD EJECUTORA: 01 - RECTOR		VIGENCIA FISCAL: 2022											
RUBRO PRESUPUESTAL		APROPACION						TOTAL COMPROMISOS		EJECUC. PRESUP.	AUTORIZACION DE GIRO		EJEC. AUT. GIRO %
CODIGO 1	NOMBRE 2	INICIAL 3	MODIFICACIONES		VIGENTE 6=(3+5)	SUSPENSION 7	DISPONIBLE 8=(6-7)	MES 9	ACUMULADO 10	(11=10/8)	MES 12	ACUMULADO 13	(14=13/8)
			MES 4	ACUMULADO 5									
3-01-001-01-03-01-0003	Bonificación especial de recreación	64,373,000.00		0.00	64,373,000.00	0.00	64,373,000.00	1,414,644.00	4,750,753.00	7.38	2,093,997.00	4,750,753.00	7.38
3-01-001-01-03-01-0003-00	Bonificación especial de recreación	64,373,000.00		0.00	64,373,000.00	0.00	64,373,000.00	1,414,644.00	4,750,753.00	7.38	2,093,997.00	4,750,753.00	7.38
3-01-001-01-03-05	Reconocimiento por permanencia en el servicio público - Bogotá D.C.	272,349,000.00		0.00	272,349,000.00	0.00	272,349,000.00	0.00	0.00	0.00	0.00	0.00	0.00
3-01-001-01-03-05-0000	Reconocimiento por permanencia en el servicio público - Bogotá D.C.	272,349,000.00		0.00	272,349,000.00	0.00	272,349,000.00	0.00	0.00	0.00	0.00	0.00	0.00
3-01-001-01-03-05-0000-00	Reconocimiento por permanencia en el servicio público - Bogotá D.C.	272,349,000.00		0.00	272,349,000.00	0.00	272,349,000.00	0.00	0.00	0.00	0.00	0.00	0.00
3-01-001-01-03-68	Prima secretarial	258,483,000.00		0.00	258,483,000.00	0.00	258,483,000.00	13,108,536.00	96,105,854.00	37.18	13,108,536.00	96,105,854.00	37.18
3-01-001-01-03-68-0000	Prima secretarial	258,483,000.00		0.00	258,483,000.00	0.00	258,483,000.00	13,108,536.00	96,105,854.00	37.18	13,108,536.00	96,105,854.00	37.18
3-01-001-01-03-68-0000-00	Prima secretarial	258,483,000.00		0.00	258,483,000.00	0.00	258,483,000.00	13,108,536.00	96,105,854.00	37.18	13,108,536.00	96,105,854.00	37.18
3-01-001-02	Personal supernumerario y planta temporal - DOCENTES VINCULACIÓN ESPECIAL Y HORA CÁTEDRA	54,836,591,000.00		0.00	54,836,591,000.00	0.00	54,836,591,000.00	1,097,405,142.00	43,680,539,454.00	79.66	5,915,779,860.00	26,252,365,734.00	47.87
3-01-001-02-01	Factores constitutivos de salario	42,633,779,000.00		0.00	42,633,779,000.00	0.00	42,633,779,000.00	20,084,133.00	36,773,396,078.00	86.25	4,733,935,635.00	21,076,822,967.00	49.44
3-01-001-02-01-11	Factores salariales comunes	38,214,187,000.00		0.00	38,214,187,000.00	0.00	38,214,187,000.00	19,460,032.00	33,112,036,168.00	86.65	4,603,130,008.00	20,075,486,150.00	52.53
3-01-001-02-01-11-0001	Sueldo básico	38,214,187,000.00		0.00	38,214,187,000.00	0.00	38,214,187,000.00	19,460,032.00	33,112,036,168.00	86.65	4,603,130,008.00	20,075,486,150.00	52.53
3-01-001-02-01-11-0001-01	Sueldo Básico Facultad de Ingeniería	7,943,910,000.00		0.00	7,943,910,000.00	0.00	7,943,910,000.00	2,205,443.00	5,383,999,556.00	67.78	794,385,356.00	3,590,628,205.00	45.20
3-01-001-02-01-11-0001-02	Sueldo Básico Facultad de Ciencias y	11,174,283,000.00		0.00	11,174,283,000.00	0.00	11,174,283,000.00	27,431,422.00	10,080,243,685.00	90.21	1,423,293,039.00	6,354,090,940.00	56.86
3-01-001-02-01-11-0001-03	Sueldo Básico Facultad de Medio amb	4,618,814,000.00		0.00	4,618,814,000.00	0.00	4,618,814,000.00	-7,493,195.00	4,168,600,493.00	90.25	531,443,081.00	2,458,375,768.00	53.23
3-01-001-02-01-11-0001-04	Sueldo Básico Facultad Tecnológica	6,766,523,000.00		0.00	6,766,523,000.00	0.00	6,766,523,000.00	-2,683,638.00	6,401,460,281.00	94.60	884,065,936.00	3,605,570,066.00	53.29
3-01-001-02-01-11-0001-05	Sueldo Básico Facultad Artes ASAB	6,340,437,000.00		0.00	6,340,437,000.00	0.00	6,340,437,000.00	0.00	6,043,641,653.00	95.32	833,458,863.00	3,490,811,750.00	55.06
3-01-001-02-01-11-0001-06	Sueldo Básico Ilud	1,370,220,000.00		0.00	1,370,220,000.00	0.00	1,370,220,000.00	0.00	1,034,090,500.00	75.47	136,483,733.00	576,009,421.00	42.04
3-01-001-02-01-16	Prima de servicio	934,088,000.00		0.00	934,088,000.00	0.00	934,088,000.00	-771,814.00	516,136,407.00	55.26	0.00	0.00	0.00
3-01-001-02-01-16-0001	Prima de Servicios Facultad de Ingeniería	41,622,000.00		0.00	41,622,000.00	0.00	41,622,000.00	0.00	40,857,418.00	98.16	0.00	0.00	0.00
3-01-001-02-01-16-0001-00	Prima de Servicios Facultad de Ingeni	41,622,000.00		0.00	41,622,000.00	0.00	41,622,000.00	0.00	40,857,418.00	98.16	0.00	0.00	0.00
3-01-001-02-01-16-0002	Prima de Servicios Facultad de Ciencias y Educación	173,052,000.00		0.00	173,052,000.00	0.00	173,052,000.00	0.00	125,819,352.00	72.71	0.00	0.00	0.00
3-01-001-02-01-16-0002-00	Prima de Servicios Facultad de Cienci	173,052,000.00		0.00	173,052,000.00	0.00	173,052,000.00	0.00	125,819,352.00	72.71	0.00	0.00	0.00
3-01-001-02-01-16-0003	Prima de Servicios Facultad de Medio ambiente y recursos naturales	68,990,000.00		0.00	68,990,000.00	0.00	68,990,000.00	-771,814.00	55,637,576.00	80.65	0.00	0.00	0.00
3-01-001-02-01-16-0003-00	Prima de Servicios Facultad de Medio	68,990,000.00		0.00	68,990,000.00	0.00	68,990,000.00	-771,814.00	55,637,576.00	80.65	0.00	0.00	0.00

  
**SISTEMA DE PRESUPUESTO**  
**EJECUCION PRESUPUESTO**  
**INFORME DE EJECUCION DEL PRESUPUESTO DE GASTOS E INVERSIONES**

29-07-2022  
07:19

ENTIDAD:		230 - UNIVERSIDAD DISTRITAL FRANCISCO JOSE DE CALDAS							MES:		JULIO			
UNIDAD EJECUTORA:		01 - RECTOR							VIGENCIA FISCAL:		2022			
RUBRO PRESUPUESTAL		APROPIACION						TOTAL COMPROMISOS		EJECUC. PRESUP.	AUTORIZACION DE GIRO		EJEC. AUT. GIRO %	
CODIGO 1	NOMBRE 2	INICIAL 3	MODIFICACIONES		VIGENTE 6=(3+5)	SUSPENSION 7	DISPONIBLE 8=(6-7)	MES 9	ACUMULADO 10	(11=10/8)	MES 12	ACUMULADO 13	(14=13/8)	
			MES 4	ACUMULADO 5										
3-01-001-02-01-16-0004	Prima de Servicios Facultad Tecnológica	442,013,000.00	0.00	0.00	442,013,000.00	0.00	442,013,000.00	0.00	130,455,410.00	29.51	0.00	0.00	0.00	
3-01-001-02-01-16-0004-00	Prima de Servicios Facultad Tecnológica	442,013,000.00	0.00	0.00	442,013,000.00	0.00	442,013,000.00	0.00	130,455,410.00	29.51	0.00	0.00	0.00	
3-01-001-02-01-16-0005	Prima de Servicios Facultad Artes ASAB	180,474,000.00	0.00	0.00	180,474,000.00	0.00	180,474,000.00	0.00	157,199,447.00	87.10	0.00	0.00	0.00	
3-01-001-02-01-16-0005-00	Prima de Servicios Facultad Artes ASAB	180,474,000.00	0.00	0.00	180,474,000.00	0.00	180,474,000.00	0.00	157,199,447.00	87.10	0.00	0.00	0.00	
3-01-001-02-01-16-0006	Prima de Servicios Ilud	27,937,000.00	0.00	0.00	27,937,000.00	0.00	27,937,000.00	0.00	6,167,204.00	22.08	0.00	0.00	0.00	
3-01-001-02-01-16-0006-00	Prima de Servicios Ilud	27,937,000.00	0.00	0.00	27,937,000.00	0.00	27,937,000.00	0.00	6,167,204.00	22.08	0.00	0.00	0.00	
3-01-001-02-01-18	Prestaciones sociales	3,485,504,000.00	0.00	0.00	3,485,504,000.00	0.00	3,485,504,000.00	1,395,915.00	3,145,223,503.00	90.24	130,805,627.00	1,001,336,817.00	28.73	
3-01-001-02-01-18-0001	Prima de navidad	2,234,297,000.00	0.00	0.00	2,234,297,000.00	0.00	2,234,297,000.00	894,816.00	2,016,169,183.00	90.24	83,849,771.00	641,882,665.00	28.73	
3-01-001-02-01-18-0001-01	Prima de Navidad Facultad de Ingenieria	369,938,000.00	0.00	0.00	369,938,000.00	0.00	369,938,000.00	156,859.00	285,503,315.00	77.18	21,046,126.00	97,603,161.00	26.38	
3-01-001-02-01-18-0001-02	Prima de Navidad Facultad de Ciencia	646,897,000.00	0.00	0.00	646,897,000.00	0.00	646,897,000.00	2,042,703.00	586,468,183.00	90.66	48,890,220.00	199,186,068.00	30.79	
3-01-001-02-01-18-0001-03	Prima de Navidad Facultad de Medio Ambiente	278,043,000.00	0.00	0.00	278,043,000.00	0.00	278,043,000.00	-834,168.00	254,886,721.00	91.60	2,309,782.00	79,021,042.00	28.42	
3-01-001-02-01-18-0001-04	Prima de Navidad Facultad Tecnológica	442,013,000.00	0.00	0.00	442,013,000.00	0.00	442,013,000.00	-470,578.00	420,591,855.00	95.15	1,596,619.00	120,993,458.00	27.37	
3-01-001-02-01-18-0001-05	Prima de Navidad Facultad Artes ASA	418,300,000.00	0.00	0.00	418,300,000.00	0.00	418,300,000.00	0.00	405,156,046.00	96.86	10,007,024.00	124,543,722.00	29.77	
3-01-001-02-01-18-0001-06	Prima de Navidad Ilud	79,106,000.00	0.00	0.00	79,106,000.00	0.00	79,106,000.00	0.00	63,763,071.00	80.60	0.00	20,535,214.00	25.96	
3-01-001-02-01-18-0002	Prima de vacaciones	1,251,207,000.00	0.00	0.00	1,251,207,000.00	0.00	1,251,207,000.00	501,098.00	1,129,054,310.00	90.24	46,955,856.00	359,454,152.00	28.73	
3-01-001-02-01-18-0002-01	Prima de Vacaciones Facultad de Ingeniería	207,165,000.00	0.00	0.00	207,165,000.00	0.00	207,165,000.00	87,842.00	159,881,802.00	77.18	11,785,827.00	54,657,753.00	26.38	
3-01-001-02-01-18-0002-02	Prima de Vacaciones Facultad de Ciencias	362,263,000.00	0.00	0.00	362,263,000.00	0.00	362,263,000.00	1,143,915.00	328,422,073.00	90.66	27,378,517.00	111,544,172.00	30.79	
3-01-001-02-01-18-0002-03	Prima de Vacaciones Facultad de Mecánica	155,704,000.00	0.00	0.00	155,704,000.00	0.00	155,704,000.00	-467,134.00	142,624,499.00	91.60	1,293,476.00	44,251,757.00	28.42	
3-01-001-02-01-18-0002-04	Prima de Vacaciones Facultad Tecnológica	247,528,000.00	0.00	0.00	247,528,000.00	0.00	247,528,000.00	-263,524.00	235,531,337.00	95.15	894,104.00	67,756,303.00	27.37	
3-01-001-02-01-18-0002-05	Prima de Vacaciones Facultad Artes ASAB	234,248,000.00	0.00	0.00	234,248,000.00	0.00	234,248,000.00	0.00	226,887,302.00	96.86	5,603,932.00	69,744,456.00	29.77	
3-01-001-02-01-18-0002-06	Prima de Vacaciones Ilud	44,299,000.00	0.00	0.00	44,299,000.00	0.00	44,299,000.00	0.00	35,707,297.00	80.61	0.00	11,499,711.00	25.96	
3-01-001-02-02	Contribuciones inherentes a la nómina	12,202,812,000.00	0.00	0.00	12,202,812,000.00	0.00	12,202,812,000.00	1,077,321,009.00	6,907,143,376.00	56.60	1,181,844,225.00	5,175,542,767.00	42.41	
3-01-001-02-02-01	Aportes a la seguridad social en pensiones	3,843,604,000.00	0.00	0.00	3,843,604,000.00	0.00	3,843,604,000.00	455,872,693.00	1,827,555,278.00	47.55	455,872,693.00	1,827,555,278.00	47.55	



**SISTEMA DE PRESUPUESTO**  
**EJECUCIÓN PRESUPUESTO**  
**INFORME DE EJECUCION DEL PRESUPUESTO DE GASTOS E INVERSIONES**

29-07-2022  
07:19


ENTIDAD: 230 - UNIVERSIDAD DISTRITAL FRANCISCO JOSE DE CALDAS		MES: JULIO								VIGENCIA FISCAL: 2022				
UNIDAD EJECUTORA: 01 - RECTOR		MES: JULIO								VIGENCIA FISCAL: 2022				
RUBRO PRESUPUESTAL		APROPIACION						TOTAL COMPROMISOS		EJECUC. PRESUP.	AUTORIZACION DE GIRO		EJEC. AUT. GIRO %	
CODIGO	NOMBRE	INICIAL	MODIFICACIONES		VIGENTE	SUSPENSION	DISPONIBLE	MES	ACUMULADO	(11=10/8)	MES	ACUMULADO	(14=13/8)	
1	2	3	MES 4	ACUMULADO 5	6=(3+5)	7	8=(6-7)	9	10		12	13	14=13/8	
3-01-001-02-02-01-0001	Aportes a la seguridad social en pensiones públicas	3,843,604,000.00	0.00	0.00	3,843,604,000.00	0.00	3,843,604,000.00	455,872,693.00	1,827,555,278.00	47.55	455,872,693.00	1,827,555,278.00	47.55	
3-01-001-02-02-01-0001-01	Pensiones Públicas Facultad de Ingen	655,134,000.00	0.00	0.00	655,134,000.00	0.00	655,134,000.00	85,996,154.00	254,306,969.00	38.82	85,996,154.00	254,306,969.00	38.82	
3-01-001-02-02-01-0001-02	Pensiones Públicas Facultad de Cienc	1,051,148,000.00	0.00	0.00	1,051,148,000.00	0.00	1,051,148,000.00	137,190,026.00	551,818,730.00	52.50	137,190,026.00	551,818,730.00	52.50	
3-01-001-02-02-01-0001-03	Pensiones Públicas Facultad de Medic	487,963,000.00	0.00	0.00	487,963,000.00	0.00	487,963,000.00	53,174,716.00	228,711,036.00	46.46	53,174,716.00	228,711,036.00	46.46	
3-01-001-02-02-01-0001-04	Pensiones Públicas Facultad Tecnol	776,411,000.00	0.00	0.00	776,411,000.00	0.00	776,411,000.00	95,095,047.00	374,005,056.00	48.17	95,095,047.00	374,005,056.00	48.17	
3-01-001-02-02-01-0001-05	Pensiones Públicas Facultad Artes AS	734,117,000.00	0.00	0.00	734,117,000.00	0.00	734,117,000.00	92,341,709.00	365,974,473.00	49.85	92,341,709.00	365,974,473.00	49.85	
3-01-001-02-02-01-0001-06	Pensiones Públicas Ilud	138,831,000.00	0.00	0.00	138,831,000.00	0.00	138,831,000.00	12,075,041.00	54,739,014.00	39.43	12,075,041.00	54,739,014.00	39.43	
3-01-001-02-02-02	Aportes a la seguridad social en salud	2,782,644,000.00	0.00	0.00	2,782,644,000.00	0.00	2,782,644,000.00	326,676,044.00	1,317,624,157.00	47.35	326,676,044.00	1,317,624,157.00	47.35	
3-01-001-02-02-02-0002	Aportes a la seguridad social en salud privada	2,782,644,000.00	0.00	0.00	2,782,644,000.00	0.00	2,782,644,000.00	326,676,044.00	1,317,624,157.00	47.35	326,676,044.00	1,317,624,157.00	47.35	
3-01-001-02-02-02-0002-01	Salud Privada Facultad de Ingeniería	464,483,000.00	0.00	0.00	464,483,000.00	0.00	464,483,000.00	47,574,024.00	184,259,429.00	39.67	47,574,024.00	184,259,429.00	39.67	
3-01-001-02-02-02-0002-02	Salud Privada Facultad de Ciencias y	804,174,000.00	0.00	0.00	804,174,000.00	0.00	804,174,000.00	98,232,488.00	396,679,443.00	49.33	98,232,488.00	396,679,443.00	49.33	
3-01-001-02-02-02-0002-03	Salud Privada Facultad de Medio amb	345,641,000.00	0.00	0.00	345,641,000.00	0.00	345,641,000.00	38,048,715.00	162,717,877.00	47.08	38,048,715.00	162,717,877.00	47.08	
3-01-001-02-02-02-0002-04	Salud Privada Facultad Tecnológica	550,008,000.00	0.00	0.00	550,008,000.00	0.00	550,008,000.00	67,557,961.00	266,469,569.00	48.45	67,557,961.00	266,469,569.00	48.45	
3-01-001-02-02-02-0002-05	Salud Privada Facultad Artes ASAB	519,999,000.00	0.00	0.00	519,999,000.00	0.00	519,999,000.00	66,709,615.00	268,756,925.00	51.68	66,709,615.00	268,756,925.00	51.68	
3-01-001-02-02-02-0002-06	Salud Privada Ilud	98,339,000.00	0.00	0.00	98,339,000.00	0.00	98,339,000.00	8,553,241.00	38,740,914.00	39.40	8,553,241.00	38,740,914.00	39.40	
3-01-001-02-02-03	Aportes de cesantías	3,049,814,000.00	0.00	0.00	3,049,814,000.00	0.00	3,049,814,000.00	1,127,472.00	2,540,372,641.00	83.30	105,650,688.00	808,772,032.00	26.52	
3-01-001-02-02-03-0001	Aportes de cesantías a fondos públicos	2,446,466,000.00	0.00	0.00	2,446,466,000.00	0.00	2,446,466,000.00	1,720,400.00	2,010,427,069.00	82.18	103,838,948.00	656,320,342.00	26.83	
3-01-001-02-02-03-0001-01	Cesantías Fondos Públicos Facultad d	504,965,000.00	0.00	0.00	504,965,000.00	0.00	504,965,000.00	197,642.00	359,734,133.00	71.24	26,518,115.00	122,979,980.00	24.35	
3-01-001-02-02-03-0001-02	Cesantías Fondos Públicos Facultad d	883,015,000.00	0.00	0.00	883,015,000.00	0.00	883,015,000.00	2,573,809.00	738,949,760.00	83.68	61,601,663.00	250,974,412.00	28.42	
3-01-001-02-02-03-0001-03	Cesantías Fondos Públicos Facultad d	379,528,000.00	0.00	0.00	379,528,000.00	0.00	379,528,000.00	-1,051,051.00	320,905,223.00	84.55	2,910,323.00	99,566,520.00	26.23	
3-01-001-02-02-03-0001-05	Cesantías Fondos Públicos Facultad A	570,978,000.00	0.00	0.00	570,978,000.00	0.00	570,978,000.00	0.00	510,496,511.00	89.41	12,608,847.00	156,925,067.00	27.48	
3-01-001-02-02-03-0001-06	Cesantías Fondos Públicos Ilud	107,980,000.00	0.00	0.00	107,980,000.00	0.00	107,980,000.00	0.00	80,341,442.00	74.40	0.00	25,874,363.00	23.96	
3-01-001-02-02-03-0002	Aportes de cesantías a fondos privados	603,348,000.00	0.00	0.00	603,348,000.00	0.00	603,348,000.00	-592,928.00	529,945,572.00	87.83	2,011,740.00	152,451,690.00	25.27	
3-01-001-02-02-03-0002-04	Cesantías Fondos Privados Facultad T	603,348,000.00	0.00	0.00	603,348,000.00	0.00	603,348,000.00	-592,928.00	529,945,572.00	87.83	2,011,740.00	152,451,690.00	25.27	
3-01-001-02-02-04	Aportes a cajas de compensación familiar	1,347,229,000.00	0.00	0.00	1,347,229,000.00	0.00	1,347,229,000.00	156,299,500.00	651,430,400.00	48.35	156,299,500.00	651,430,400.00	48.35	

  
**SISTEMA DE PRESUPUESTO**  
**EJECUCION PRESUPUESTO**  
**INFORME DE EJECUCION DEL PRESUPUESTO DE GASTOS E INVERSIONES**

29-07-2022  
07:19

ENTIDAD:		230 - UNIVERSIDAD DISTRITAL FRANCISCO JOSE DE CALDAS							MES:		JULIO			
UNIDAD EJECUTORA:		01 - RECTOR							VIGENCIA FISCAL:		2022			
RUBRO PRESUPUESTAL		APROPICIACION							TOTAL COMPROMISOS		EJEC. PRESUP.	AUTORIZACION DE GIRO		EJEC. AUT. GIRO %
CODIGO	NOMBRE	INICIAL	MODIFICACIONES		VIGENTE	SUSPENSION	DISPONIBLE	MES	ACUMULADO	MES		ACUMULADO		
1	2	3	MES	ACUMULADO	6=(3+5)	7	8=(6-7)	9	10	11=(10/8)	12	13	14=(13/8)	
3-01-001-02-02-04-0001	Compensar	1,347,229,000.00	0.00	0.00	1,347,229,000.00	0.00	1,347,229,000.00	156,299,500.00	651,430,400.00	48.35	156,299,500.00	651,430,400.00	48.35	
3-01-001-02-02-04-0001-01	Caja de Compensación Facultad de In	226,864,000.00	0.00	0.00	226,864,000.00	0.00	226,864,000.00	22,347,100.00	91,433,900.00	40.30	22,347,100.00	91,433,900.00	40.30	
3-01-001-02-02-04-0001-02	Caja de Compensación Facultad de Ci	378,435,000.00	0.00	0.00	378,435,000.00	0.00	378,435,000.00	48,109,300.00	196,886,100.00	52.03	48,109,300.00	196,886,100.00	52.03	
3-01-001-02-02-04-0001-03	Caja de Compensación Facultad de M	169,402,000.00	0.00	0.00	169,402,000.00	0.00	169,402,000.00	17,916,200.00	80,280,600.00	47.39	17,916,200.00	80,280,600.00	47.39	
3-01-001-02-02-04-0001-04	Caja de Compensación Facultad Tecn	269,474,000.00	0.00	0.00	269,474,000.00	0.00	269,474,000.00	32,125,500.00	131,312,500.00	48.73	32,125,500.00	131,312,500.00	48.73	
3-01-001-02-02-04-0001-05	Caja de Compensación Facultad Artes	254,857,000.00	0.00	0.00	254,857,000.00	0.00	254,857,000.00	31,883,200.00	132,422,900.00	51.96	31,883,200.00	132,422,900.00	51.96	
3-01-001-02-02-04-0001-06	Caja de Compensación Ilud	48,197,000.00	0.00	0.00	48,197,000.00	0.00	48,197,000.00	3,918,200.00	19,094,400.00	39.62	3,918,200.00	19,094,400.00	39.62	
3-01-001-02-02-05	Aportes generales al sistema de riesgos laborales	170,790,000.00	0.00	0.00	170,790,000.00	0.00	170,790,000.00	20,114,600.00	81,506,600.00	47.72	20,114,600.00	81,506,600.00	47.72	
3-01-001-02-02-05-0001	Aportes generales al sistema de riesgos laborales públicos	170,790,000.00	0.00	0.00	170,790,000.00	0.00	170,790,000.00	20,114,600.00	81,506,600.00	47.72	20,114,600.00	81,506,600.00	47.72	
3-01-001-02-02-05-0001-01	ARL Facultad de Ingeniería	28,435,000.00	0.00	0.00	28,435,000.00	0.00	28,435,000.00	2,930,400.00	11,513,500.00	40.49	2,930,400.00	11,513,500.00	40.49	
3-01-001-02-02-05-0001-02	ARL Facultad de Ciencias y Educación	49,386,000.00	0.00	0.00	49,386,000.00	0.00	49,386,000.00	6,048,900.00	24,500,800.00	49.61	6,048,900.00	24,500,800.00	49.61	
3-01-001-02-02-05-0001-03	ARL Facultad de Medio Ambiente y Re	21,227,000.00	0.00	0.00	21,227,000.00	0.00	21,227,000.00	2,343,700.00	10,078,200.00	47.48	2,343,700.00	10,078,200.00	47.48	
3-01-001-02-02-05-0001-04	ARL Facultad Tecnológica	33,767,000.00	0.00	0.00	33,767,000.00	0.00	33,767,000.00	4,158,700.00	16,457,700.00	48.74	4,158,700.00	16,457,700.00	48.74	
3-01-001-02-02-05-0001-05	ARL Facultad Artes ASAB	31,935,000.00	0.00	0.00	31,935,000.00	0.00	31,935,000.00	4,105,700.00	16,558,500.00	51.85	4,105,700.00	16,558,500.00	51.85	
3-01-001-02-02-05-0001-06	ARL Ilud	6,040,000.00	0.00	0.00	6,040,000.00	0.00	6,040,000.00	527,200.00	2,397,900.00	39.70	527,200.00	2,397,900.00	39.70	
3-01-001-02-02-06	Aportes al ICBF	1,008,731,000.00	0.00	0.00	1,008,731,000.00	0.00	1,008,731,000.00	117,230,700.00	488,654,300.00	48.44	117,230,700.00	488,654,300.00	48.44	
3-01-001-02-02-06-0001	ICBF Facultad Ingeniería	169,977,000.00	0.00	0.00	169,977,000.00	0.00	169,977,000.00	16,761,000.00	68,586,500.00	40.35	16,761,000.00	68,586,500.00	40.35	
3-01-001-02-02-06-0001-00	ICBF Facultad Ingeniería	169,977,000.00	0.00	0.00	169,977,000.00	0.00	169,977,000.00	16,761,000.00	68,586,500.00	40.35	16,761,000.00	68,586,500.00	40.35	
3-01-001-02-02-06-0002	ICBF Facultad Ciencias y Educación	283,827,000.00	0.00	0.00	283,827,000.00	0.00	283,827,000.00	36,082,900.00	147,685,100.00	52.03	36,082,900.00	147,685,100.00	52.03	
3-01-001-02-02-06-0002-00	ICBF Facultad Ciencias y Educación	283,827,000.00	0.00	0.00	283,827,000.00	0.00	283,827,000.00	36,082,900.00	147,685,100.00	52.03	36,082,900.00	147,685,100.00	52.03	
3-01-001-02-02-06-0003	ICBF Facultad Medio Ambiente y Recursos Naturales	127,052,000.00	0.00	0.00	127,052,000.00	0.00	127,052,000.00	13,437,600.00	60,221,100.00	47.40	13,437,600.00	60,221,100.00	47.40	
3-01-001-02-02-06-0003-00	ICBF Facultad Medio Ambiente y Rect	127,052,000.00	0.00	0.00	127,052,000.00	0.00	127,052,000.00	13,437,600.00	60,221,100.00	47.40	13,437,600.00	60,221,100.00	47.40	
3-01-001-02-02-06-0004	ICBF Facultad Tecnológica	202,025,000.00	0.00	0.00	202,025,000.00	0.00	202,025,000.00	24,095,300.00	98,500,700.00	48.76	24,095,300.00	98,500,700.00	48.76	
3-01-001-02-02-06-0004-00	ICBF Facultad Tecnológica	202,025,000.00	0.00	0.00	202,025,000.00	0.00	202,025,000.00	24,095,300.00	98,500,700.00	48.76	24,095,300.00	98,500,700.00	48.76	
3-01-001-02-02-06-0005	ICBF Facultad Artes ASAB	191,142,000.00	0.00	0.00	191,142,000.00	0.00	191,142,000.00	23,914,000.00	99,336,800.00	51.97	23,914,000.00	99,336,800.00	51.97	
3-01-001-02-02-06-0005-00	ICBF Facultad Artes ASAB	191,142,000.00	0.00	0.00	191,142,000.00	0.00	191,142,000.00	23,914,000.00	99,336,800.00	51.97	23,914,000.00	99,336,800.00	51.97	
3-01-001-02-02-06-0006	ICBF Ilud	34,708,000.00	0.00	0.00	34,708,000.00	0.00	34,708,000.00	2,939,900.00	14,324,100.00	41.27	2,939,900.00	14,324,100.00	41.27	
3-01-001-02-02-06-0006-00	ICBF Ilud	34,708,000.00	0.00	0.00	34,708,000.00	0.00	34,708,000.00	2,939,900.00	14,324,100.00	41.27	2,939,900.00	14,324,100.00	41.27	
3-01-002	Adquisición de bienes y servicios	73,591,183,000.00	0.00	3,441,562,528.00	77,032,745,528.00	0.00	77,032,745,528.00	2,792,596,536.00	57,065,658,469.00	74.08	6,445,483,477.00	25,156,407,334.00	32.66	



  
**SISTEMA DE PRESUPUESTO**  
**EJECUCIÓN PRESUPUESTO**  
**INFORME DE EJECUCIÓN DEL PRESUPUESTO DE GASTOS E INVERSIONES**

29-07-2022  
07:19

ENTIDAD: 230 - UNIVERSIDAD DISTRITAL FRANCISCO JOSE DE CALDAS		MES: JULIO											
UNIDAD EJECUTORA: 01 - RECTOR		VIGENCIA FISCAL: 2022											
RUBRO PRESUPUESTAL		APROPIACION						TOTAL COMPROMISOS		EJECUC. PRESUP.	AUTORIZACION DE GIRO		EJEC. AUT. GIRO %
CODIGO 1	NOMBRE 2	INICIAL 3	MODIFICACIONES		VIGENTE 6=(3+5)	SUSPENSION 7	DISPONIBLE 8=(6-7)	MES 9	ACUMULADO 10	(11=10/8)	AUTORIZACION DE GIRO		EJEC. AUT. GIRO % (14=13/8)
			MES 4	ACUMULADO 5							MES 12	ACUMULADO 13	
3-01-002-01	Adquisición de activos no financieros	631,989,000.00	0.00	0.00	631,989,000.00	0.00	631,989,000.00	0.00	410,562,073.00	64.96	0.00	185,782,000.00	29.40
3-01-002-01-01	Activos fijos	631,989,000.00	0.00	0.00	631,989,000.00	0.00	631,989,000.00	0.00	410,562,073.00	64.96	0.00	185,782,000.00	29.40
3-01-002-01-01-05	Otros activos fijos	631,989,000.00	0.00	0.00	631,989,000.00	0.00	631,989,000.00	0.00	410,562,073.00	64.96	0.00	185,782,000.00	29.40
3-01-002-01-01-05-0002	Productos de la propiedad intelectual	631,989,000.00	0.00	0.00	631,989,000.00	0.00	631,989,000.00	0.00	410,562,073.00	64.96	0.00	185,782,000.00	29.40
3-01-002-01-01-05-0002-03	Paquetes de software	631,989,000.00	0.00	0.00	631,989,000.00	0.00	631,989,000.00	0.00	410,562,073.00	64.96	0.00	185,782,000.00	29.40
3-01-002-02	Adquisiciones diferentes de activos	72,959,194,000.00	0.00	3,441,562,528.00	76,400,756,528.00	0.00	76,400,756,528.00	2,792,596,536.00	56,855,096,396.00	74.16	6,445,483,477.00	24,970,625,334.00	32.68
3-01-002-02-01	Materiales y suministros	1,042,701,000.00	0.00	117,494,883.00	1,160,195,883.00	0.00	1,160,195,883.00	157,989,902.00	474,696,965.00	40.92	0.00	16,707,063.00	1.44
3-01-002-02-01-02	Productos alimenticios, bebidas y tabaco; textiles, prendas de vestir y productos de cuero	85,000,000.00	0.00	0.00	85,000,000.00	0.00	85,000,000.00	0.00	0.00	0.00	0.00	0.00	0.00
3-01-002-02-01-02-0008	Tejido de punto o ganchillo; prendas de vestir	85,000,000.00	0.00	0.00	85,000,000.00	0.00	85,000,000.00	0.00	0.00	0.00	0.00	0.00	0.00
3-01-002-02-01-02-0008-02	Uniformes de trabajo (DOTACIÓN)	85,000,000.00	0.00	0.00	85,000,000.00	0.00	85,000,000.00	0.00	0.00	0.00	0.00	0.00	0.00
3-01-002-02-01-03	Otros bienes transportables (excepto productos metálicos, maquinaria y equipo)	592,701,000.00	0.00	37,119,008.00	629,820,008.00	0.00	629,820,008.00	157,989,902.00	174,696,965.00	27.74	0.00	16,707,063.00	2.65
3-01-002-02-01-03-0002	Pasta o pulpa, papel y productos de papel, impresos y artículos similares	374,393,000.00	0.00	0.00	374,393,000.00	0.00	374,393,000.00	157,989,902.00	157,989,902.00	42.20	0.00	0.00	0.00
3-01-002-02-01-03-0002-01	Pastas o pulpas de otras fibras n.c.p. r	369,393,000.00	0.00	0.00	369,393,000.00	0.00	369,393,000.00	157,989,902.00	157,989,902.00	42.77	0.00	0.00	0.00
3-01-002-02-01-03-0002-08	Planchas de impresión fotográficas y	5,000,000.00	0.00	0.00	5,000,000.00	0.00	5,000,000.00	0.00	0.00	0.00	0.00	0.00	0.00
3-01-002-02-01-03-0003	Productos de hornos de coque; productos de refinación de petróleo y combustible nuclear	46,700,000.00	0.00	37,119,008.00	83,819,008.00	0.00	83,819,008.00	0.00	16,707,063.00	19.93	0.00	16,707,063.00	19.93
3-01-002-02-01-03-0003-31	Gasolina motor corriente	35,000,000.00	0.00	37,119,008.00	72,119,008.00	0.00	72,119,008.00	0.00	16,707,063.00	23.17	0.00	16,707,063.00	23.17
3-01-002-02-01-03-0003-36	Diésel oil ACPM (fuel gas gasoil marín	11,700,000.00	0.00	0.00	11,700,000.00	0.00	11,700,000.00	0.00	0.00	0.00	0.00	0.00	0.00
3-01-002-02-01-03-0005	Otros productos químicos; fibras artificiales (o fibras industriales hechas por el hombre)	71,608,000.00	0.00	0.00	71,608,000.00	0.00	71,608,000.00	0.00	0.00	0.00	0.00	0.00	0.00
3-01-002-02-01-03-0005-02	Otros medicamentos n.c.p. para uso h	71,608,000.00	0.00	0.00	71,608,000.00	0.00	71,608,000.00	0.00	0.00	0.00	0.00	0.00	0.00
3-01-002-02-01-03-0006	Productos de caucho y plástico	100,000,000.00	0.00	0.00	100,000,000.00	0.00	100,000,000.00	0.00	0.00	0.00	0.00	0.00	0.00
3-01-002-02-01-03-0006-09	Cartuchos plásticos para impresora de	100,000,000.00	0.00	0.00	100,000,000.00	0.00	100,000,000.00	0.00	0.00	0.00	0.00	0.00	0.00
3-01-002-02-01-04	Productos metálicos y paquetes de software	365,000,000.00	0.00	80,375,875.00	445,375,875.00	0.00	445,375,875.00	0.00	300,000,000.00	67.36	0.00	0.00	0.00

SISTEMA DE PRESUPUESTO  
EJECUCIÓN PRESUPUESTO  
INFORME DE EJECUCION DEL PRESUPUESTO DE GASTOS E INVERSIONES

29-07-2022  
07:19

ENTIDAD:		230 - UNIVERSIDAD DISTRITAL FRANCISCO JOSE DE CALDAS							MES:		JULIO			
UNIDAD EJECUTORA:		01 - RECTOR							VIGENCIA FISCAL:		2022			
RUBRO PRESUPUESTAL		APROPIACION							TOTAL COMPROMISOS		EJEC. PRESUP. (11=10/8)	AUTORIZACION DE GIRO		EJEC. AUT. GIRO % (14=13/8)
CODIGO	NOMBRE	INICIAL	MODIFICACIONES		VIGENTE	SUSPENSION	DISPONIBLE	MES	ACUMULADO	MES		ACUMULADO	MES	
1	2	3	MES 4	ACUMULADO 5	6=(3+5)	7	8=(6-7)	9	10	11	12	13	14	
3-01-002-02-01-04-0002	Productos metálicos elaborados (excepto maquinaria y equipo)	365,000,000.00	0.00	80,375,875.00	445,375,875.00	0.00	445,375,875.00	0.00	300,000,000.00	67.36	0.00	0.00	0.00	
3-01-002-02-01-04-0002-09	Artículos n.c.p. de ferretería y cerrajería	365,000,000.00	0.00	80,375,875.00	445,375,875.00	0.00	445,375,875.00	0.00	300,000,000.00	67.36	0.00	0.00	0.00	
3-01-002-02-02	Adquisición de servicios	71,916,493,000.00	0.00	3,324,067,645.00	75,240,560,645.00	0.00	75,240,560,645.00	2,634,606,634.00	56,180,389,431.00	74.67	6,445,483,477.00	24,953,918,271.00	33.17	
3-01-002-02-02-06	Servicios de alojamiento, servicios de suministro de comidas y bebidas, servicios de transporte, y servicios de distribución de electricidad, gas y agua	6,329,373,000.00	0.00	440,000,000.00	6,769,373,000.00	0.00	6,769,373,000.00	17,621,100.00	5,473,543,410.00	80.86	17,743,763.00	56,141,421.00	0.83	
3-01-002-02-02-06-0003	Alojamiento, servicios de suministros de comidas y bebidas	4,184,011,000.00	0.00	40,000,000.00	4,224,011,000.00	0.00	4,224,011,000.00	0.00	3,699,238,400.00	87.58	0.00	0.00	0.00	
3-01-002-02-02-06-0003-02	Alojamiento, servicios de suministros de comidas y bebidas	483,838,000.00	0.00	40,000,000.00	523,838,000.00	0.00	523,838,000.00	0.00	0.00	0.00	0.00	0.00	0.00	
3-01-002-02-02-06-0003-03	Apoyo alimentario	3,700,173,000.00	0.00	0.00	3,700,173,000.00	0.00	3,700,173,000.00	0.00	3,699,238,400.00	99.97	0.00	0.00	0.00	
3-01-002-02-02-06-0004	Servicios de transporte de pasajeros	2,145,362,000.00	0.00	400,000,000.00	2,545,362,000.00	0.00	2,545,362,000.00	17,621,100.00	1,774,305,010.00	69.71	17,743,763.00	56,141,421.00	2.21	
3-01-002-02-02-06-0004-02	Servicios de transporte terrestre de pasajeros	1,500,000,000.00	0.00	0.00	1,500,000,000.00	0.00	1,500,000,000.00	9,070,000.00	1,198,530,316.00	79.90	8,570,000.00	8,570,000.00	0.57	
3-01-002-02-02-06-0004-04	Servicios de transporte aéreo de pasajeros	583,748,000.00	0.00	400,000,000.00	983,748,000.00	0.00	983,748,000.00	8,551,100.00	571,373,090.00	58.06	8,551,100.00	46,519,925.00	4.73	
3-01-002-02-02-06-0004-08	Servicios locales de mensajería nacional	61,614,000.00	0.00	0.00	61,614,000.00	0.00	61,614,000.00	0.00	4,401,604.00	7.14	622,663.00	1,051,496.00	1.71	
3-01-002-02-02-07	Servicios financieros y servicios conexos, servicios inmobiliarios y servicios de leasing	6,238,822,000.00	0.00	1,669,651,106.00	7,908,473,106.00	0.00	7,908,473,106.00	10,029,300.00	5,463,210,985.00	69.08	10,029,300.00	1,314,671,354.00	16.62	
3-01-002-02-02-07-0001	Servicios financieros y servicios conexos	3,665,573,000.00	0.00	1,421,651,106.00	5,087,224,106.00	0.00	5,087,224,106.00	10,029,300.00	4,203,793,677.00	82.63	10,029,300.00	975,206,765.00	19.17	
3-01-002-02-02-07-0001-01	Afiliación ARL Estudiantes en pasantía	257,500,000.00	0.00	0.00	257,500,000.00	0.00	257,500,000.00	10,029,300.00	47,334,500.00	18.38	10,029,300.00	47,334,500.00	18.38	
3-01-002-02-02-07-0001-02	Servicios de planes complementarios de salud	483,100,000.00	0.00	125,831,637.00	588,931,637.00	0.00	588,931,637.00	0.00	0.00	0.00	0.00	0.00	0.00	
3-01-002-02-02-07-0001-03	Servicio de seguro obligatorio de accidentes	12,000,000.00	0.00	0.00	12,000,000.00	0.00	12,000,000.00	0.00	0.00	0.00	0.00	0.00	0.00	
3-01-002-02-02-07-0001-04	Servicios de seguros de vehículos automotores	16,536,000.00	0.00	6,743,105.00	23,279,105.00	0.00	23,279,105.00	0.00	23,194,615.00	99.64	0.00	5,240,490.00	22.51	
3-01-002-02-02-07-0001-05	Servicios de seguros contra incendio, robo y hurto	1,733,819,000.00	0.00	845,874,104.00	2,579,693,104.00	0.00	2,579,693,104.00	0.00	2,556,984,265.00	99.12	0.00	560,980,017.00	21.75	
3-01-002-02-02-07-0001-06	Servicios de seguros generales de responsabilidad	1,133,142,000.00	0.00	443,202,260.00	1,576,344,260.00	0.00	1,576,344,260.00	0.00	1,576,280,297.00	100.00	0.00	361,651,758.00	22.94	
3-01-002-02-02-07-0001-07	Servicios actuariales	49,476,000.00	0.00	0.00	49,476,000.00	0.00	49,476,000.00	0.00	0.00	0.00	0.00	0.00	0.00	
3-01-002-02-02-07-0001-09	SERVICIOS DE SEGUROS GENERALES	0.00	0.00	0.00	0.00	0.00	0.00	0.00	0.00	0.00	0.00	0.00	0.00	
3-01-002-02-02-07-0002	Servicios inmobiliarios	2,543,249,000.00	0.00	248,000,000.00	2,791,249,000.00	0.00	2,791,249,000.00	0.00	1,259,417,308.00	45.12	0.00	339,464,589.00	12.16	
3-01-002-02-02-07-0002-01	Servicios de alquiler o arrendamiento de inmuebles	2,543,249,000.00	0.00	248,000,000.00	2,791,249,000.00	0.00	2,791,249,000.00	0.00	1,259,417,308.00	45.12	0.00	339,464,589.00	12.16	



SISTEMA DE PRESUPUESTO  
EJECUCIÓN PRESUPUESTO

INFORME DE EJECUCION DEL PRESUPUESTO DE GASTOS E INVERSIONES

29-07-2022  
07:19

ENTIDAD:		230 - UNIVERSIDAD DISTRITAL FRANCISCO JOSE DE CALDAS							MES:		JULIO			
UNIDAD EJECUTORA:		01 - RECTOR							VIGENCIA FISCAL:		2022			
RUBRO PRESUPUESTAL		APROPIACION						TOTAL COMPROMISOS		EJECUC. PRESUP. (11=10/8)	AUTORIZACION DE GIRO		EJEC. AUT. GIRO % (14=13/8)	
CODIGO 1	NOMBRE 2	INICIAL 3	MODIFICACIONES 4		VIGENTE 6=(3+5)	SUSPENSION 7	DISPONIBLE 8=(6-7)	MES 9	ACUMULADO 10		MES 12	ACUMULADO 13		
3-01-002-02-02-07-0003	Servicios de arrendamiento o alquiler sin operario	30,000,000.00	0.00	0.00	30,000,000.00	0.00	30,000,000.00	0.00	0.00	0.00	0.00	0.00	0.00	
3-01-002-02-02-07-0003-02	Servicios de arrendamiento o alquiler	30,000,000.00	0.00	0.00	30,000,000.00	0.00	30,000,000.00	0.00	0.00	0.00	0.00	0.00	0.00	
3-01-002-02-02-08	Servicios prestados a las empresas y servicios de producción	55,108,738,000.00	0.00	894,416,539.00	56,003,154,539.00	0.00	56,003,154,539.00	1,768,645,509.00	43,630,063,595.00	77.91	5,599,796,176.00	22,013,182,682.00	39.31	
3-01-002-02-02-08-0000	Servicios de sistemas de seguridad	49,900,000.00	0.00	0.00	49,900,000.00	0.00	49,900,000.00	0.00	0.00	0.00	0.00	0.00	0.00	
3-01-002-02-02-08-0000-00	Servicios de sistemas de seguridad	49,900,000.00	0.00	0.00	49,900,000.00	0.00	49,900,000.00	0.00	0.00	0.00	0.00	0.00	0.00	
3-01-002-02-02-08-0001	Servicios de investigación y desarrollo	261,450,000.00	0.00	0.00	261,450,000.00	0.00	261,450,000.00	0.00	37,626,564.00	14.39	10,679,729.00	32,666,148.00	12.49	
3-01-002-02-02-08-0001-03	Servicios interdisciplinarios de investigación	261,450,000.00	0.00	0.00	261,450,000.00	0.00	261,450,000.00	0.00	37,626,564.00	14.39	10,679,729.00	32,666,148.00	12.49	
3-01-002-02-02-08-0002	Servicios jurídicos y contables	974,982,000.00	0.00	283,500,000.00	1,258,482,000.00	0.00	1,258,482,000.00	114,595,015.00	1,020,675,668.00	81.10	100,432,392.00	649,436,361.00	51.60	
3-01-002-02-02-08-0002-02	Servicios de documentación y certificación	8,400,000.00	0.00	0.00	8,400,000.00	0.00	8,400,000.00	595,015.00	964,372.00	11.48	595,015.00	964,372.00	11.48	
3-01-002-02-02-08-0002-03	Servicios de arbitraje y conciliación	0.00	0.00	283,500,000.00	283,500,000.00	0.00	283,500,000.00	0.00	89,477,025.00	31.56	0.00	79,638,417.00	28.09	
3-01-002-02-02-08-0002-04	Otros servicios jurídicos n.c.p.	966,582,000.00	0.00	0.00	966,582,000.00	0.00	966,582,000.00	114,000,000.00	930,234,261.00	96.24	99,837,377.00	568,833,572.00	58.85	
3-01-002-02-02-08-0003	Servicios profesionales, científicos y técnicos (excepto los servicios de investigación, urbanismo, jurid y de contab)	30,890,951,000.00	0.00	94,133,409.00	30,985,084,409.00	0.00	30,985,084,409.00	1,092,224,090.00	26,089,822,652.00	84.20	3,239,764,526.00	17,553,201,048.00	56.65	
3-01-002-02-02-08-0003-51	Servicios de consultoría en gestión administrativa	1,859,282,000.00	0.00	0.00	1,859,282,000.00	0.00	1,859,282,000.00	178,000,000.00	178,000,000.00	9.57	0.00	0.00	0.00	
3-01-002-02-02-08-0003-52	Servicios de consultoría en gestión administrativa	442,328,000.00	0.00	0.00	442,328,000.00	0.00	442,328,000.00	0.00	442,146,210.00	99.96	58,371,375.00	364,257,966.00	82.35	
3-01-002-02-02-08-0003-53	Servicios de consultoría en gestión administrativa	400,778,000.00	0.00	0.00	400,778,000.00	0.00	400,778,000.00	0.00	359,956,190.00	89.81	32,723,290.00	207,429,301.00	51.76	
3-01-002-02-02-08-0003-54	Servicios de consultoría en gestión administrativa	583,217,000.00	0.00	0.00	583,217,000.00	0.00	583,217,000.00	275,181,691.00	277,641,691.00	47.61	275,181,691.00	277,641,691.00	47.61	
3-01-002-02-02-08-0003-55	Servicios de consultoría en gestión administrativa	2,313,259,000.00	0.00	0.00	2,313,259,000.00	0.00	2,313,259,000.00	81,464,494.00	1,957,612,137.00	84.63	241,604,579.00	1,422,068,260.00	61.47	
3-01-002-02-02-08-0003-56	Servicios de consultoría en gestión administrativa	2,689,126,000.00	0.00	91,500,000.00	2,780,626,000.00	0.00	2,780,626,000.00	113,403,122.00	2,651,714,771.00	95.36	268,830,423.00	1,713,037,941.00	61.61	
3-01-002-02-02-08-0003-57	Servicios de consultoría en gestión administrativa	1,405,199,000.00	0.00	0.00	1,405,199,000.00	0.00	1,405,199,000.00	26,673,874.00	1,288,495,303.00	91.69	135,876,888.00	713,038,658.00	50.74	
3-01-002-02-02-08-0003-58	Servicios de consultoría en gestión administrativa	2,033,811,000.00	0.00	0.00	2,033,811,000.00	0.00	2,033,811,000.00	49,837,197.00	1,998,240,002.00	98.25	208,390,566.00	1,343,492,925.00	68.06	
3-01-002-02-02-08-0003-59	Servicios de consultoría en gestión administrativa	2,222,702,000.00	0.00	0.00	2,222,702,000.00	0.00	2,222,702,000.00	84,917,574.00	2,158,179,239.00	97.14	227,981,657.00	1,413,686,886.00	63.60	
3-01-002-02-02-08-0003-60	Servicios de consultoría en gestión administrativa	8,605,219,000.00	0.00	0.00	8,605,219,000.00	0.00	8,605,219,000.00	176,326,487.00	7,837,391,340.00	91.08	965,355,915.00	5,031,146,567.00	58.47	
3-01-002-02-02-08-0003-61	Servicios de consultoría en gestión administrativa	5,997,836,000.00	0.00	0.00	5,997,836,000.00	0.00	5,997,836,000.00	106,419,651.00	5,202,131,861.00	86.73	615,248,017.00	3,782,765,399.00	63.07	
3-01-002-02-02-08-0003-62	Servicios de consultoría en gestión administrativa	41,200,000.00	0.00	0.00	41,200,000.00	0.00	41,200,000.00	0.00	0.00	0.00	0.00	0.00	0.00	
3-01-002-02-02-08-0003-63	Servicios de soporte en tecnologías de información	2,219,464,000.00	0.00	2,633,409.00	2,222,097,409.00	0.00	2,222,097,409.00	0.00	1,729,626,508.00	77.84	210,200,125.00	1,276,948,054.00	57.47	
3-01-002-02-02-08-0003-64	Otros servicios de publicidad	25,000,000.00	0.00	0.00	25,000,000.00	0.00	25,000,000.00	0.00	7,687,400.00	30.75	0.00	7,687,400.00	30.75	
3-01-002-02-02-08-0003-65	Otros servicios de venta de espacio o	52,530,000.00	0.00	0.00	52,530,000.00	0.00	52,530,000.00	0.00	0.00	0.00	0.00	0.00	0.00	

**SISTEMA DE PRESUPUESTO**  
**EJECUCIÓN PRESUPUESTO**  
**INFORME DE EJECUCION DEL PRESUPUESTO DE GASTOS E INVERSIONES**

29-07-2022  
07:19

ENTIDAD: 230 - UNIVERSIDAD DISTRITAL FRANCISCO JOSE DE CALDAS		MES: JULIO											
UNIDAD EJECUTORA: 01 - RECTOR		VIGENCIA FISCAL: 2022											
RUBRO PRESUPUESTAL		APROPIACION						TOTAL COMPROMISOS		EJECUC. PRESUP.	AUTORIZACION DE GIRO		EJEC. AUT. GIRO %
CODIGO	NOMBRE	INICIAL	MODIFICACIONES		VIGENTE	SUSPENSION	DISPONIBLE	MES	ACUMULADO	(11+10/8)	MES	ACUMULADO	(14+13/8)
1	2	3	MES	ACUMULADO	6=(3+5)	7	8=(6-7)	9	10	(11+10/8)	12	13	(14+13/8)
3-01-002-02-02-08-0004	Servicios de telecomunicaciones, transmisión y suministro de información	1,479,698,000.00	0.00	0.00	1,479,698,000.00	0.00	1,479,698,000.00	25,943,281.00	190,359,471.00	12.86	25,943,281.00	190,359,471.00	12.86
3-01-002-02-02-08-0004-11	Servicios de operadoras (conexión)	24,000,000.00	0.00	0.00	24,000,000.00	0.00	24,000,000.00	1,640,580.00	13,168,089.00	54.87	1,640,580.00	13,168,089.00	54.87
3-01-002-02-02-08-0004-12	Servicios de telefonía fija (acceso)	200,000,000.00	0.00	0.00	200,000,000.00	0.00	200,000,000.00	21,302,701.00	141,865,270.00	70.93	21,302,701.00	141,865,270.00	70.93
3-01-002-02-02-08-0004-22	Servicios de acceso a Internet	1,200,000,000.00	0.00	0.00	1,200,000,000.00	0.00	1,200,000,000.00	0.00	0.00	0.00	0.00	0.00	0.00
3-01-002-02-02-08-0004-61	Servicios de transmisión de programas	50,898,000.00	0.00	0.00	50,898,000.00	0.00	50,898,000.00	3,000,000.00	35,326,112.00	69.41	3,000,000.00	35,326,112.00	69.41
3-01-002-02-02-08-0004-63	Servicios de distribución de programas	4,800,000.00	0.00	0.00	4,800,000.00	0.00	4,800,000.00	0.00	0.00	0.00	0.00	0.00	0.00
3-01-002-02-02-08-0005	Servicios de soporte	16,225,800,000.00	0.00	392,690,403.00	16,618,490,403.00	0.00	16,618,490,403.00	154,221,749.00	14,700,591,211.00	88.46	2,005,907,974.00	2,192,019,620.00	13.19
3-01-002-02-02-08-0005-25	Servicios de protección (guardas de seguridad)	10,128,170,000.00	0.00	0.00	10,128,170,000.00	0.00	10,128,170,000.00	0.00	9,999,028,533.00	98.72	1,459,713,769.00	1,465,015,248.00	14.46
3-01-002-02-02-08-0005-31	Servicios de desinfección y exterminación	51,000,000.00	0.00	0.00	51,000,000.00	0.00	51,000,000.00	0.00	0.00	0.00	0.00	0.00	0.00
3-01-002-02-02-08-0005-33	Servicios de limpieza general	4,412,095,000.00	0.00	0.00	4,412,095,000.00	0.00	4,412,095,000.00	0.00	4,348,948,544.00	98.57	496,474,221.00	496,474,221.00	11.25
3-01-002-02-02-08-0005-34	Servicios especializados de limpieza	70,000,000.00	0.00	0.00	70,000,000.00	0.00	70,000,000.00	0.00	0.00	0.00	0.00	0.00	0.00
3-01-002-02-02-08-0005-51	Servicios de copia y reproducción	5,000,000.00	0.00	0.00	5,000,000.00	0.00	5,000,000.00	0.00	0.00	0.00	0.00	0.00	0.00
3-01-002-02-02-08-0005-54	Servicios de preparación de documentos	329,600,000.00	0.00	266,690,403.00	596,290,403.00	0.00	596,290,403.00	69,579,014.00	69,579,014.00	11.67	0.00	0.00	0.00
3-01-002-02-02-08-0005-61	Servicios de organización y asistencia	818,265,000.00	0.00	120,000,000.00	938,265,000.00	0.00	938,265,000.00	75,937,735.00	220,401,974.00	23.49	46,387,735.00	177,662,284.00	18.94
3-01-002-02-02-08-0005-62	Membresías	361,670,000.00	0.00	6,000,000.00	367,670,000.00	0.00	367,670,000.00	8,705,000.00	62,633,146.00	17.04	3,332,249.00	52,867,867.00	14.38
3-01-002-02-02-08-0005-97	Servicios de mantenimiento y cuidado	50,000,000.00	0.00	0.00	50,000,000.00	0.00	50,000,000.00	0.00	0.00	0.00	0.00	0.00	0.00
3-01-002-02-02-08-0006	Servicios de apoyo y de operación para la distribución de electricidad, gas y agua	2,216,118,000.00	0.00	14,000,000.00	2,230,118,000.00	0.00	2,230,118,000.00	217,068,274.00	1,265,925,261.00	56.76	217,068,274.00	1,265,925,261.00	56.76
3-01-002-02-02-08-0006-31	Servicios de distribución de electricidad	1,800,000,000.00	0.00	0.00	1,800,000,000.00	0.00	1,800,000,000.00	194,890,970.00	1,115,755,460.00	61.99	194,890,970.00	1,115,755,460.00	61.99
3-01-002-02-02-08-0006-32	Servicios de distribución de gas por tubería	999,000.00	0.00	14,000,000.00	14,999,000.00	0.00	14,999,000.00	17,360.00	228,080.00	1.52	17,360.00	228,080.00	1.52
3-01-002-02-02-08-0006-33	Servicios de distribución de agua por tubería	415,119,000.00	0.00	0.00	415,119,000.00	0.00	415,119,000.00	22,159,944.00	149,941,721.00	36.12	22,159,944.00	149,941,721.00	36.12



SISTEMA DE PRESUPUESTO  
EJECUCIÓN PRESUPUESTO  
INFORME DE EJECUCION DEL PRESUPUESTO DE GASTOS E INVERSIONES

29-07-2022  
07:19

ENTIDAD:		230 - UNIVERSIDAD DISTRITAL FRANCISCO JOSE DE CALDAS							MES:		JULIO			
UNIDAD EJECUTORA:		01 - RECTOR							VIGENCIA FISCAL:		2022			
RUBRO PRESUPUESTAL		APROPIACION						TOTAL COMPROMISOS		EJECUC. PRESUP. (11=10/8)	AUTORIZACION DE GIRO		EJEC. AUT. GIRO % (14=13/8)	
CODIGO	NOMBRE	INICIAL	MES	MODIFICACIONES ACUMULADO	VIGENTE	SUSPENSION	DISPONIBLE	MES	ACUMULADO		MES	ACUMULADO		
1	2	3	4	5	6=(3+5)	7	8=(6-7)	9	10	12	13	14		
3-01-002-02-02-08-0007	Servicios de mantenimiento, reparación e instalación (excepto servicios de construcción)	2,583,392,000.00	0.00	110,092,727.00	2,693,484,727.00	0.00	2,693,484,727.00	0.00	108,212,678.00	4.02	0.00	98,212,677.00	3.65	
3-01-002-02-02-08-0007-00	Servicio de mantenimiento y reparació	38,392,000.00	0.00	0.00	38,392,000.00	0.00	38,392,000.00	0.00	0.00	0.00	0.00	0.00	0.00	
3-01-002-02-02-08-0007-11	Servicio de mantenimiento y reparació	100,000,000.00	0.00	0.00	100,000,000.00	0.00	100,000,000.00	0.00	0.00	0.00	0.00	0.00	0.00	
3-01-002-02-02-08-0007-12	Servicio de mantenimiento y reparació	190,000,000.00	0.00	33,356,392.00	223,356,392.00	0.00	223,356,392.00	0.00	0.00	0.00	0.00	0.00	0.00	
3-01-002-02-02-08-0007-13	Servicios de mantenimiento y reparaci	970,000,000.00	0.00	54,212,678.00	1,024,212,678.00	0.00	1,024,212,678.00	0.00	54,212,678.00	5.29	0.00	54,212,678.00	5.29	
3-01-002-02-02-08-0007-14	Servicio de mantenimiento y reparació	40,000,000.00	0.00	0.00	40,000,000.00	0.00	40,000,000.00	0.00	10,000,000.00	25.00	0.00	0.00	0.00	
3-01-002-02-02-08-0007-15	Servicios de mantenimiento y reparaci	10,000,000.00	0.00	0.00	10,000,000.00	0.00	10,000,000.00	0.00	0.00	0.00	0.00	0.00	0.00	
3-01-002-02-02-08-0007-16	Servicio de mantenimiento y reparació	50,000,000.00	0.00	0.00	50,000,000.00	0.00	50,000,000.00	0.00	0.00	0.00	0.00	0.00	0.00	
3-01-002-02-02-08-0007-18	Otros servicios de mantenimiento y re	110,000,000.00	0.00	0.00	110,000,000.00	0.00	110,000,000.00	0.00	0.00	0.00	0.00	0.00	0.00	
3-01-002-02-02-08-0007-19	Servicios de mantenimiento y reparaci	525,000,000.00	0.00	0.00	525,000,000.00	0.00	525,000,000.00	0.00	0.00	0.00	0.00	0.00	0.00	
3-01-002-02-02-08-0007-20	Servicio de mantenimiento y reparació	50,000,000.00	0.00	0.00	50,000,000.00	0.00	50,000,000.00	0.00	0.00	0.00	0.00	0.00	0.00	
3-01-002-02-02-08-0007-21	Servicio de mantenimiento y reparació	120,000,000.00	0.00	16,689,750.00	136,689,750.00	0.00	136,689,750.00	0.00	44,000,000.00	32.19	0.00	43,999,999.00	32.19	
3-01-002-02-02-08-0007-22	Servicio de mantenimiento y reparació	30,000,000.00	0.00	0.00	30,000,000.00	0.00	30,000,000.00	0.00	0.00	0.00	0.00	0.00	0.00	
3-01-002-02-02-08-0007-23	Servicios de mantenimiento y reparaci	50,000,000.00	0.00	5,833,907.00	55,833,907.00	0.00	55,833,907.00	0.00	0.00	0.00	0.00	0.00	0.00	
3-01-002-02-02-08-0007-24	Servicios de mantenimiento y reparació	300,000,000.00	0.00	0.00	300,000,000.00	0.00	300,000,000.00	0.00	0.00	0.00	0.00	0.00	0.00	
3-01-002-02-02-08-0009	Otros servicios de fabricación; servicios de edición, impresión y reproducción; servicios de recuperación de materiales	426,447,000.00	0.00	0.00	426,447,000.00	0.00	426,447,000.00	164,593,100.00	216,850,100.00	50.85	0.00	31,362,096.00	7.35	
3-01-002-02-02-08-0009-01	Servicios de impresión	204,328,000.00	0.00	0.00	204,328,000.00	0.00	204,328,000.00	0.00	0.00	0.00	0.00	0.00	0.00	
3-01-002-02-02-08-0009-02	Servicios relacionados con la impresió	222,119,000.00	0.00	0.00	222,119,000.00	0.00	222,119,000.00	164,593,100.00	216,850,100.00	97.63	0.00	31,362,096.00	14.12	
3-01-002-02-02-09	Servicios para la comunidad, sociales y personales	3,516,167,000.00	0.00	0.00	3,516,167,000.00	0.00	3,516,167,000.00	808,139,305.00	1,474,190,639.00	41.93	778,940,480.00	1,434,991,814.00	40.81	
3-01-002-02-02-09-0001	Otros servicios de la administración pública n.c.p. - Consejo Superior Universitario	159,422,000.00	0.00	0.00	159,422,000.00	0.00	159,422,000.00	35,000,000.00	109,889,884.00	68.93	35,000,000.00	109,889,884.00	68.93	
3-01-002-02-02-09-0001-00	Otros servicios de la administración pú	159,422,000.00	0.00	0.00	159,422,000.00	0.00	159,422,000.00	35,000,000.00	109,889,884.00	68.93	35,000,000.00	109,889,884.00	68.93	

**SISTEMA DE PRESUPUESTO**  
**EJECUCION PRESUPUESTO**  
**INFORME DE EJECUCION DEL PRESUPUESTO DE GASTOS E INVERSIONES**

29-07-2022  
 07:19

ENTIDAD: 230 - UNIVERSIDAD DISTRITAL FRANCISCO JOSE DE CALDAS										MES: JULIO			
UNIDAD EJECUTORA: 01 - RECTOR										VIGENCIA FISCAL: 2022			
RUBRO PRESUPUESTAL		APROPIACION						TOTAL COMPROMSOS		EJECUC. PRESUP.	AUTORIZACION DE GIRO		EJEC. AUT. GIRO %
CODIGO	NOMBRE	INICIAL	MODIFICACIONES		VIGENTE	SUSPENSION	DISPONIBLE	MES	ACUMULADO	(11=10/8)	MES	ACUMULADO	(14=13/8)
1	2	3	MES	ACUMULADO	6=(3+5)	7	8=(6-7)	9	10	11	12	13	14
3-01-002-02-02-09-0002	Servicios de educación	2,858,784,000.00	0.00	0.00	2,858,784,000.00	0.00	2,858,784,000.00	745,604,653.00	1,167,419,209.00	40.84	716,405,828.00	1,138,220,384.00	39.81
3-01-002-02-02-09-0002-01	Capacitación Administrativos	275,628,000.00	0.00	0.00	275,628,000.00	0.00	275,628,000.00	0.00	0.00	0.00	0.00	0.00	0.00
3-01-002-02-02-09-0002-02	Capacitación Docentes	42,848,000.00	0.00	0.00	42,848,000.00	0.00	42,848,000.00	0.00	0.00	0.00	0.00	0.00	0.00
3-01-002-02-02-09-0002-21	Estímulos académicos	774,201,000.00	0.00	0.00	774,201,000.00	0.00	774,201,000.00	53,359,248.00	441,287,804.00	57.00	53,359,248.00	441,287,804.00	57.00
3-01-002-02-02-09-0002-22	Encuentro de estudiantes	30,000,000.00	0.00	0.00	30,000,000.00	0.00	30,000,000.00	0.00	0.00	0.00	0.00	0.00	0.00
3-01-002-02-02-09-0002-23	Prácticas Académicas Facultad Artes	368,698,000.00	0.00	0.00	368,698,000.00	0.00	368,698,000.00	18,246,616.00	52,132,616.00	14.14	12,446,616.00	46,332,616.00	12.57
3-01-002-02-02-09-0002-24	Prácticas Académicas Facultad Cienci	117,700,000.00	0.00	0.00	117,700,000.00	0.00	117,700,000.00	56,619,630.00	56,619,630.00	48.11	56,619,630.00	56,619,630.00	48.11
3-01-002-02-02-09-0002-25	Prácticas Académicas Facultad Ingeni	231,368,000.00	0.00	0.00	231,368,000.00	0.00	231,368,000.00	161,619,984.00	161,619,984.00	69.85	161,619,984.00	161,619,984.00	69.85
3-01-002-02-02-09-0002-26	Prácticas Académicas Facultad Medio	928,071,000.00	0.00	0.00	928,071,000.00	0.00	928,071,000.00	455,759,175.00	455,759,175.00	49.11	432,360,350.00	432,360,350.00	46.59
3-01-002-02-02-09-0002-27	Prácticas Académicas Facultad Tecno	90,270,000.00	0.00	0.00	90,270,000.00	0.00	90,270,000.00	0.00	0.00	0.00	0.00	0.00	0.00
3-01-002-02-02-09-0003	Servicios para el cuidado de la salud humana y servicios sociales	98,834,000.00	0.00	0.00	98,834,000.00	0.00	98,834,000.00	0.00	0.00	0.00	0.00	0.00	0.00
3-01-002-02-02-09-0003-01	Sistema General de Seguridad y Salud	98,834,000.00	0.00	0.00	98,834,000.00	0.00	98,834,000.00	0.00	0.00	0.00	0.00	0.00	0.00
3-01-002-02-02-09-0004	Servicios de alcantarillado, recolección, tratamiento y disposición de desechos y otros servicios de saneamiento ambient	383,127,000.00	0.00	0.00	383,127,000.00	0.00	383,127,000.00	27,534,652.00	196,881,546.00	51.39	27,534,652.00	186,881,546.00	48.78
3-01-002-02-02-09-0004-01	Servicios de alcantarillado y tratamient	177,908,000.00	0.00	0.00	177,908,000.00	0.00	177,908,000.00	24,199,022.00	128,705,608.00	72.34	24,199,022.00	128,705,608.00	72.34
3-01-002-02-02-09-0004-02	Servicios de limpieza y vaciado de tan	43,000,000.00	0.00	0.00	43,000,000.00	0.00	43,000,000.00	0.00	0.00	0.00	0.00	0.00	0.00
3-01-002-02-02-09-0004-03	Servicios de recolección de otros dese	10,000,000.00	0.00	0.00	10,000,000.00	0.00	10,000,000.00	0.00	10,000,000.00	100.00	0.00	0.00	0.00
3-01-002-02-02-09-0004-04	Servicios generales de recolección de	152,219,000.00	0.00	0.00	152,219,000.00	0.00	152,219,000.00	3,335,630.00	58,175,938.00	38.22	3,335,630.00	58,175,938.00	38.22
3-01-002-02-02-09-0006	SERVICIOS RECREATIVOS, CULTURALES Y DEPORTIVOS	16,000,000.00	0.00	0.00	16,000,000.00	0.00	16,000,000.00	0.00	0.00	0.00	0.00	0.00	0.00
3-01-002-02-02-09-0006-01	Servicios de producciones originales d	16,000,000.00	0.00	0.00	16,000,000.00	0.00	16,000,000.00	0.00	0.00	0.00	0.00	0.00	0.00
3-01-002-02-02-10	Viáticos de los funcionarios en comisión	723,393,000.00	0.00	320,000,000.00	1,043,393,000.00	0.00	1,043,393,000.00	30,171,420.00	139,390,802.00	13.36	38,973,758.00	134,931,000.00	12.93
3-01-002-02-02-10-0002	Viáticos y gastos de viaje - UAA	712,784,000.00	0.00	320,000,000.00	1,032,784,000.00	0.00	1,032,784,000.00	30,171,420.00	137,463,716.00	13.31	38,973,758.00	133,003,914.00	12.88
3-01-002-02-02-10-0002-01	VIÁTICOS Y GASTOS DE VIAJE - UA	712,784,000.00	0.00	320,000,000.00	1,032,784,000.00	0.00	1,032,784,000.00	30,171,420.00	137,463,716.00	13.31	38,973,758.00	133,003,914.00	12.88
3-01-002-02-02-10-0003	Viáticos y gastos de viaje - Organizaciones Sindicales	10,609,000.00	0.00	0.00	10,609,000.00	0.00	10,609,000.00	0.00	1,927,086.00	18.16	0.00	1,927,086.00	18.16
3-01-002-02-02-10-0003-00	Viáticos y gastos de viaje - Organizaci	10,609,000.00	0.00	0.00	10,609,000.00	0.00	10,609,000.00	0.00	1,927,086.00	18.16	0.00	1,927,086.00	18.16
3-01-003	Transferencias corrientes	41,390,189,000.00	0.00	33,444,734,367.00	74,834,923,367.00	0.00	74,834,923,367.00	5,449,756,097.00	41,098,665,553.00	54.92	5,197,869,931.00	40,833,788,750.00	54.57
3-01-003-07	Prestaciones para cubrir riesgos sociales	41,290,189,000.00	0.00	33,444,734,367.00	74,734,923,367.00	0.00	74,734,923,367.00	5,449,756,097.00	41,098,665,553.00	54.99	5,197,869,931.00	40,833,788,750.00	54.64



**SISTEMA DE PRESUPUESTO**  
**EJECUCION PRESUPUESTO**  
**INFORME DE EJECUCION DEL PRESUPUESTO DE GASTOS E INVERSIONES**

29-07-2022

07:19

ENTIDAD: 230 - UNIVERSIDAD DISTRITAL FRANCISCO JOSE DE CALDAS		MES: JULIO								VIGENCIA FISCAL: 2022				
UNIDAD EJECUTORA: 01 - RECTOR														
RUBRO PRESUPUESTAL		APROPIACION						TOTAL COMPROMISOS		EJEC. PRESUP.	AUTORIZACION DE GIRO		EJEC. AUT. GIRO %	
CODIGO	NOMBRE	INICIAL	MODIFICACIONES		VIGENTE	SUSPENSION	DISPONIBLE	MES	ACUMULADO	(11=10/8)	MES	ACUMULADO	(14=13/8)	
			MES	ACUMULADO										12
1	2	3	4	5	6=(3+5)	7	8=(6-7)	9	10		12	13	14=(13/8)	
3-01-003-07-02	Prestaciones sociales relacionadas con el empleo	41,290,189,000.00	0.00	33,444,734,367.00	74,734,923,367.00	0.00	74,734,923,367.00	5,449,756,097.00	41,098,665,553.00	54.99	5,197,869,931.00	40,833,788,750.00	54.84	
3-01-003-07-02-02	Cuotas partes pensionales (de pensiones)	1,000,000,000.00	0.00	0.00	1,000,000,000.00	0.00	1,000,000,000.00	181,245,005.00	460,543,383.00	46.05	181,245,005.00	460,543,383.00	46.05	
3-01-003-07-02-02-0002	Cuotas partes pensionales a cargo de la entidad (de pensiones)	1,000,000,000.00	0.00	0.00	1,000,000,000.00	0.00	1,000,000,000.00	181,245,005.00	460,543,383.00	46.05	181,245,005.00	460,543,383.00	46.05	
3-01-003-07-02-02-0002-00	Cuotas partes pensionales a cargo de	1,000,000,000.00	0.00	0.00	1,000,000,000.00	0.00	1,000,000,000.00	181,245,005.00	460,543,383.00	46.05	181,245,005.00	460,543,383.00	46.05	
3-01-003-07-02-03	Bonos pensionales (de pensiones)	3,000,000,000.00	0.00	0.00	3,000,000,000.00	0.00	3,000,000,000.00	0.00	715,840,648.00	23.86	0.00	715,840,648.00	23.86	
3-01-003-07-02-03-0002	Bonos pensionales a cargo de la entidad (de pensiones)	3,000,000,000.00	0.00	0.00	3,000,000,000.00	0.00	3,000,000,000.00	0.00	715,840,648.00	23.86	0.00	715,840,648.00	23.86	
3-01-003-07-02-03-0002-04	Reserva pensional	3,000,000,000.00	0.00	0.00	3,000,000,000.00	0.00	3,000,000,000.00	0.00	715,840,648.00	23.86	0.00	715,840,648.00	23.86	
3-01-003-07-02-12	Mesadas pensionales a cargo de la entidad (de pensiones)	37,290,189,000.00	0.00	33,444,734,367.00	70,734,923,367.00	0.00	70,734,923,367.00	5,268,511,092.00	39,922,281,522.00	56.44	5,016,624,926.00	39,657,404,719.00	56.06	
3-01-003-07-02-12-0000	Mesadas pensionales a cargo de la entidad (de pensiones)	37,290,189,000.00	0.00	33,444,734,367.00	70,734,923,367.00	0.00	70,734,923,367.00	5,268,511,092.00	39,922,281,522.00	56.44	5,016,624,926.00	39,657,404,719.00	56.06	
3-01-003-07-02-12-0000-00	Mesadas pensionales a cargo de la en	37,290,189,000.00	0.00	33,444,734,367.00	70,734,923,367.00	0.00	70,734,923,367.00	5,268,511,092.00	39,922,281,522.00	56.44	5,016,624,926.00	39,657,404,719.00	56.06	
3-01-003-13	Sentencias y conciliaciones	100,000,000.00	0.00	0.00	100,000,000.00	0.00	100,000,000.00	0.00	0.00	0.00	0.00	0.00	0.00	
3-01-003-13-01	Fallos Nacionales	100,000,000.00	0.00	0.00	100,000,000.00	0.00	100,000,000.00	0.00	0.00	0.00	0.00	0.00	0.00	
3-01-003-13-01-01	Sentencias	100,000,000.00	0.00	0.00	100,000,000.00	0.00	100,000,000.00	0.00	0.00	0.00	0.00	0.00	0.00	
3-01-003-13-01-01-0001	Sentencias y conciliaciones	100,000,000.00	0.00	0.00	100,000,000.00	0.00	100,000,000.00	0.00	0.00	0.00	0.00	0.00	0.00	
3-01-003-13-01-01-0001-01	Sentencias y conciliaciones	100,000,000.00	0.00	0.00	100,000,000.00	0.00	100,000,000.00	0.00	0.00	0.00	0.00	0.00	0.00	
3-01-007	Disminución de pasivos	1,247,209,000.00	0.00	0.00	1,247,209,000.00	0.00	1,247,209,000.00	411,742,757.00	966,141,818.00	77.46	455,523,817.00	966,141,818.00	77.46	
3-01-007-01	Cesantías	1,247,209,000.00	0.00	0.00	1,247,209,000.00	0.00	1,247,209,000.00	411,742,757.00	966,141,818.00	77.46	455,523,817.00	966,141,818.00	77.46	
3-01-007-01-01	Cesantías definitivas	747,209,000.00	0.00	0.00	747,209,000.00	0.00	747,209,000.00	411,742,757.00	675,189,144.00	90.36	411,742,757.00	675,189,144.00	90.36	
3-01-007-01-01-00	Cesantías definitivas	747,209,000.00	0.00	0.00	747,209,000.00	0.00	747,209,000.00	411,742,757.00	675,189,144.00	90.36	411,742,757.00	675,189,144.00	90.36	
3-01-007-01-01-00-0000	Cesantías definitivas	747,209,000.00	0.00	0.00	747,209,000.00	0.00	747,209,000.00	411,742,757.00	675,189,144.00	90.36	411,742,757.00	675,189,144.00	90.36	
3-01-007-01-01-00-0000-00	Cesantías definitivas	747,209,000.00	0.00	0.00	747,209,000.00	0.00	747,209,000.00	411,742,757.00	675,189,144.00	90.36	411,742,757.00	675,189,144.00	90.36	
3-01-007-01-02	Cesantías parciales	500,000,000.00	0.00	0.00	500,000,000.00	0.00	500,000,000.00	0.00	290,952,674.00	58.19	43,781,060.00	290,952,674.00	58.19	
3-01-007-01-02-00	Cesantías parciales	500,000,000.00	0.00	0.00	500,000,000.00	0.00	500,000,000.00	0.00	290,952,674.00	58.19	43,781,060.00	290,952,674.00	58.19	
3-01-007-01-02-00-0000	Cesantías parciales	500,000,000.00	0.00	0.00	500,000,000.00	0.00	500,000,000.00	0.00	290,952,674.00	58.19	43,781,060.00	290,952,674.00	58.19	
3-01-007-01-02-00-0000-00	Cesantías parciales	500,000,000.00	0.00	0.00	500,000,000.00	0.00	500,000,000.00	0.00	290,952,674.00	58.19	43,781,060.00	290,952,674.00	58.19	
		544,311,000.00	0.00	0.00	544,311,000.00	0.00	544,311,000.00	1,156,000.00	484,408,843.00	85.32	1,156,000.00	484,408,843.00	85.32	

**SISTEMA DE PRESUPUESTO**  
**EJECUCIÓN PRESUPUESTO**  
**INFORME DE EJECUCION DEL PRESUPUESTO DE GASTOS E INVERSIONES**

29-07-2022  
07:19

ENTIDAD:		230 - UNIVERSIDAD DISTRITAL FRANCISCO JOSE DE CALDAS							MES:		JULIO			
UNIDAD EJECUTORA:		01 - RECTOR							VIGENCIA FISCAL:		2022			
RUBRO PRESUPUESTAL		APROPACION						TOTAL COMPROMSOS		EJECUC. PRESUP. % (11=10/8)	AUTORIZACION DE GIRO		EJEC. AUT. GIRO % (14=13/8)	
CODIGO	NOMBRE	INICIAL	MODIFICACIONES		VIGENTE	SUSPENSION	DISPONIBLE	MES	ACUMULADO		MES	ACUMULADO		
1	2	3	MES	ACUMULADO	6=(3+5)	7	8=(6-7)	9	10	12	13	14=(13/8)		
4	5													
3-01-008	Gastos por tributos, tasas, contribuciones, multas, sanciones e intereses de mora													
3-01-008-01	Impuestos	544,311,000.00	0.00	0.00	544,311,000.00	0.00	544,311,000.00	1,156,000.00	464,406,843.00	85.32	1,156,000.00	464,406,843.00	85.32	
3-01-008-01-05	Impuesto al patrimonio	544,311,000.00	0.00	0.00	544,311,000.00	0.00	544,311,000.00	1,156,000.00	464,406,843.00	85.32	1,156,000.00	464,406,843.00	85.32	
3-01-008-01-05-01	Impuesto sobre vehiculos automotores	1,595,000.00	0.00	0.00	1,595,000.00	0.00	1,595,000.00	1,156,000.00	1,156,000.00	72.48	1,156,000.00	1,156,000.00	72.48	
3-01-008-01-05-01-0000	Impuesto sobre vehiculos automotores	1,595,000.00	0.00	0.00	1,595,000.00	0.00	1,595,000.00	1,156,000.00	1,156,000.00	72.48	1,156,000.00	1,156,000.00	72.48	
3-01-008-01-05-01-0000-00	Impuesto sobre vehiculos automotores	1,595,000.00	0.00	0.00	1,595,000.00	0.00	1,595,000.00	1,156,000.00	1,156,000.00	72.48	1,156,000.00	1,156,000.00	72.48	
3-01-008-01-05-02	Impuesto predial unificado	542,716,000.00	0.00	0.00	542,716,000.00	0.00	542,716,000.00	0.00	463,250,843.00	85.36	0.00	463,250,843.00	85.36	
3-01-008-01-05-02-0001	IMPUESTOS	542,716,000.00	0.00	0.00	542,716,000.00	0.00	542,716,000.00	0.00	463,250,843.00	85.36	0.00	463,250,843.00	85.36	
3-01-008-01-05-02-0001-01	Impuesto predial unificado IDEXUD	542,716,000.00	0.00	0.00	542,716,000.00	0.00	542,716,000.00	0.00	463,250,843.00	85.36	0.00	463,250,843.00	85.36	
3-03	INVERSION	24,301,133,000.00	0.00	12,946,945,354.00	37,248,078,354.00	0.00	37,248,078,354.00	9,081,549,965.00	11,962,956,493.00	32.12	9,122,974,357.00	10,810,862,115.00	29.02	
3-03-001	DIRECTA	24,090,500,000.00	0.00	12,946,945,354.00	37,037,445,354.00	0.00	37,037,445,354.00	9,081,549,965.00	11,961,056,493.00	32.29	9,122,974,357.00	10,808,962,115.00	29.18	
3-03-001-16	UN NUEVO CONTRATO SOCIAL Y AMBIENTAL PARA LA BOGOTÁ DEL SIGLO XXI	24,090,500,000.00	0.00	12,946,945,354.00	37,037,445,354.00	0.00	37,037,445,354.00	9,081,549,965.00	11,961,056,493.00	32.29	9,122,974,357.00	10,808,962,115.00	29.18	
3-03-001-16-01	Hacer un nuevo contrato social con igualdad de oportunidades para la inclusión social, productiva y Política	24,090,500,000.00	0.00	12,946,945,354.00	37,037,445,354.00	0.00	37,037,445,354.00	9,081,549,965.00	11,961,056,493.00	32.29	9,122,974,357.00	10,808,962,115.00	29.18	
3-03-001-16-01-17	*Programa 17. Jóvenes con capacidades: Proyecto de vida para la ciudadanía, la innovación y el	24,090,500,000.00	0.00	12,946,945,354.00	37,037,445,354.00	0.00	37,037,445,354.00	9,081,549,965.00	11,961,056,493.00	32.29	9,122,974,357.00	10,808,962,115.00	29.18	
3-03-001-16-01-17-7821	Fortalecimiento y Dotación de Laboratorios, Talleres, Centros y Aulas de la Universidad Distrital Francisco José de Cal	5,104,900,000.00	0.00	47,344,150.00	5,152,244,150.00	0.00	5,152,244,150.00	0.00	1,549,600.00	0.03	0.00	1,549,600.00	0.03	
3-03-001-16-01-17-7821-00	Fortalecimiento y Dotación de Laborat	5,104,900,000.00	0.00	47,344,150.00	5,152,244,150.00	0.00	5,152,244,150.00	0.00	1,549,600.00	0.03	0.00	1,549,600.00	0.03	
3-03-001-16-01-17-7866	Fortalecimiento a la Promoción para la Excelencia Académica.	1,000,000,000.00	0.00	0.00	1,000,000,000.00	0.00	1,000,000,000.00	0.00	0.00	0.00	0.00	0.00	0.00	
3-03-001-16-01-17-7866-00	Fortalecimiento a la Promoción para la	1,000,000,000.00	0.00	0.00	1,000,000,000.00	0.00	1,000,000,000.00	0.00	0.00	0.00	0.00	0.00	0.00	



SISTEMA DE PRESUPUESTO  
EJECUCIÓN PRESUPUESTO  
INFORME DE EJECUCION DEL PRESUPUESTO DE GASTOS E INVERSIONES

29-07-2022  
07:19

ENTIDAD:		230 - UNIVERSIDAD DISTRITAL FRANCISCO JOSE DE CALDAS							MES:		JULIO			
UNIDAD EJECUTORA:		01 - RECTOR							VIGENCIA FISCAL:		2022			
RUBRO PRESUPUESTAL		APROPIACION						TOTAL COMPROMISOS		EJECUC. PRESUP.	AUTORIZACION DE GIRO		EJEC. AUT. GIRO %	
CODIGO	NOMBRE	INICIAL	MODIFICACIONES		VIGENTE	SUSPENSION	DISPONIBLE	MES	ACUMULADO	(11=10/8)	MES	ACUMULADO	(14=13/8)	
1	2	3	MES	ACUMULADO	6=(3+5)	7	8=(6-7)	9	10	(11=10/8)	12	13	(14=13/8)	
3-03-001-16-01-17-7875	Fortalecimiento y promoción de la investigación y desarrollo científico de la Universidad Distrital	2,703,050,000.00	0.00	0.00	2,703,050,000.00	0.00	2,703,050,000.00	46,038,921.00	1,843,860,505.00	68.21	191,169,827.00	985,532,608.00	35.72	
3-03-001-16-01-17-7875-00	Fortalecimiento y promoción de la investigación y desarrollo científico de la Universidad Distrital	2,703,050,000.00	0.00	0.00	2,703,050,000.00	0.00	2,703,050,000.00	46,038,921.00	1,843,860,505.00	68.21	191,169,827.00	985,532,608.00	35.72	
3-03-001-16-01-17-7878	Fortalecimiento, fomento y desarrollo de entornos virtuales en la UD	843,226,000.00	0.00	16,967,807.00	860,193,807.00	0.00	860,193,807.00	16,967,807.00	169,235,584.00	19.67	16,967,807.00	155,862,080.00	18.12	
3-03-001-16-01-17-7878-00	Fortalecimiento, fomento y desarrollo de entornos virtuales en la UD	843,226,000.00	0.00	16,967,807.00	860,193,807.00	0.00	860,193,807.00	16,967,807.00	169,235,584.00	19.67	16,967,807.00	155,862,080.00	18.12	
3-03-001-16-01-17-7889	Consolidación del modelo de servicios Centro de Recursos para el Aprendizaje y la Investigación- CRAI de la Universidad	1,484,350,000.00	0.00	154,679,688.00	1,639,029,688.00	0.00	1,639,029,688.00	23,252,243.00	23,262,243.00	1.42	0.00	0.00	0.00	
3-03-001-16-01-17-7889-00	Consolidación del modelo de servicios Centro de Recursos para el Aprendizaje y la Investigación- CRAI de la Universidad	1,484,350,000.00	0.00	154,679,688.00	1,639,029,688.00	0.00	1,639,029,688.00	23,252,243.00	23,262,243.00	1.42	0.00	0.00	0.00	
3-03-001-16-01-17-7892	Desarrollo y Fortalecimiento de los Doctorados de la Universidad Distrital Francisco José de Caldas	1,371,351,000.00	0.00	0.00	1,371,351,000.00	0.00	1,371,351,000.00	116,800,244.00	532,719,247.00	38.85	36,145,973.00	350,314,455.00	25.55	
3-03-001-16-01-17-7892-00	Desarrollo y Fortalecimiento de los Doctorados de la Universidad Distrital Francisco José de Caldas	1,371,351,000.00	0.00	0.00	1,371,351,000.00	0.00	1,371,351,000.00	116,800,244.00	532,719,247.00	38.85	36,145,973.00	350,314,455.00	25.55	
3-03-001-16-01-17-7894	Dotación de los laboratorios del proyecto Enseno de la Universidad Distrital Francisco José de Caldas	0.00	0.00	265,483,050.00	265,483,050.00	0.00	265,483,050.00	265,483,050.00	265,483,050.00	100.00	265,483,050.00	265,483,050.00	100.00	
3-03-001-16-01-17-7894-00	Dotación de los laboratorios del proyecto Enseno de la Universidad Distrital Francisco José de Caldas	0.00	0.00	265,483,050.00	265,483,050.00	0.00	265,483,050.00	265,483,050.00	265,483,050.00	100.00	265,483,050.00	265,483,050.00	100.00	
3-03-001-16-01-17-7896	Fortalecimiento y Ampliación de la Infraestructura física de la Universidad Distrital Francisco José de Caldas	8,474,800,000.00	0.00	11,977,424,012.00	20,452,224,012.00	0.00	20,452,224,012.00	8,613,207,700.00	8,782,021,169.00	42.94	8,613,207,700.00	8,782,021,169.00	42.94	
3-03-001-16-01-17-7896-00	Fortalecimiento y Ampliación de la Infraestructura física de la Universidad Distrital Francisco José de Caldas	8,474,800,000.00	0.00	11,977,424,012.00	20,452,224,012.00	0.00	20,452,224,012.00	8,613,207,700.00	8,782,021,169.00	42.94	8,613,207,700.00	8,782,021,169.00	42.94	
3-03-001-16-01-17-7897	Fortalecimiento y Modernización de la Gestión Institucional de la Universidad Distrital Francisco José de Caldas	0.00	0.00	94,116,800.00	94,116,800.00	0.00	94,116,800.00	0.00	0.00	0.00	0.00	0.00	0.00	
3-03-001-16-01-17-7897-00	Fortalecimiento y Modernización de la Gestión Institucional de la Universidad Distrital Francisco José de Caldas	0.00	0.00	94,116,800.00	94,116,800.00	0.00	94,116,800.00	0.00	0.00	0.00	0.00	0.00	0.00	
3-03-001-16-01-17-7899	Fortalecimiento y Modernización de la Infraestructura tecnológica de la Universidad Distrital Francisco José de Caldas	2,284,022,000.00	0.00	390,929,847.00	2,674,951,847.00	0.00	2,674,951,847.00	0.00	0.00	0.00	0.00	0.00	0.00	
3-03-001-16-01-17-7899-00	Fortalecimiento y Modernización de la Infraestructura tecnológica de la Universidad Distrital Francisco José de Caldas	2,284,022,000.00	0.00	390,929,847.00	2,674,951,847.00	0.00	2,674,951,847.00	0.00	0.00	0.00	0.00	0.00	0.00	

**SISTEMA DE PRESUPUESTO**  
**EJECUCIÓN PRESUPUESTO**  
**INFORME DE EJECUCION DEL PRESUPUESTO DE GASTOS E INVERSIONES**

29-07-2022  
07:19

ENTIDAD: 230 - UNIVERSIDAD DISTRITAL FRANCISCO JOSE DE CALDAS		MES: JULIO											
UNIDAD EJECUTORA: 01 - RECTOR		VIGENCIA FISCAL: 2022											
RUBRO PRESUPUESTAL		APROPACION			TOTAL COMPROMISOS		EJECUC. PRESUP. (11+10B)	AUTORIZACION DE GIRO		EJEC. AUT. GIRO % (14+13B)			
CODIGO 1	NOMBRE 2	INICIAL 3	MODIFICACIONES 4	ACUMULADO 5	VIGENTE 6=(3+5)	SUSPENSION 7		DISPONIBLE 8=(6-7)	MES 9		ACUMULADO 10	MES 12	ACUMULADO 13
3-03-001-16-01-17-7900	Implementación y establecimiento de la gobernanza entre los diferentes servicios de Tecnología de la información	824,801,000.00	0.00	0.00	824,801,000.00	0.00	824,801,000.00	0.00	342,935,095.00	41.56	0.00	288,199,153.00	34.94
3-03-001-16-01-17-7900-00	Implementación y establecimiento de l	824,801,000.00	0.00	0.00	824,801,000.00	0.00	824,801,000.00	0.00	342,935,095.00	41.56	0.00	288,199,153.00	34.94
3-03-003	TRANSFERENCIAS CORRIENTES	210,633,000.00	0.00	0.00	210,633,000.00	0.00	210,633,000.00	0.00	1,900,000.00	0.90	0.00	1,900,000.00	0.90
3-03-003-05	A ENTIDADES DEL GOBIERNO	210,633,000.00	0.00	0.00	210,633,000.00	0.00	210,633,000.00	0.00	1,900,000.00	0.90	0.00	1,900,000.00	0.90
3-03-003-05-09	A OTRAS ENTIDADES DEL GOBIERNO GENERAL	210,633,000.00	0.00	0.00	210,633,000.00	0.00	210,633,000.00	0.00	1,900,000.00	0.90	0.00	1,900,000.00	0.90
3-03-003-05-09-54	A ESTABLECIMIENTOS PUBLICOS Y UNIDADES ADMINISTRATIVAS ESPECIALES	210,633,000.00	0.00	0.00	210,633,000.00	0.00	210,633,000.00	0.00	1,900,000.00	0.90	0.00	1,900,000.00	0.90
3-03-003-05-09-54-0022	OTROS ORGANISMOS	210,633,000.00	0.00	0.00	210,633,000.00	0.00	210,633,000.00	0.00	1,900,000.00	0.90	0.00	1,900,000.00	0.90
3-03-003-05-09-54-0022-01	Préstamos Ordinarios Administrativos	59,718,000.00	0.00	0.00	59,718,000.00	0.00	59,718,000.00	0.00	1,900,000.00	3.18	0.00	1,900,000.00	3.18
3-03-003-05-09-54-0022-02	Vivienda Administrativos	150,915,000.00	0.00	0.00	150,915,000.00	0.00	150,915,000.00	0.00	0.00	0.00	0.00	0.00	0.00

  
RESPONSABLE DEL PRESUPUESTO

Giovanni  
Mauricio  
Tarazona  
Bermúdez

Firmado digitalmente  
por Giovanni Mauricio  
Tarazona Bermúdez  
Fecha: 2022.08.22  
17:47:51 -05'00'

ORDENADOR DEL GASTO