  
**SISTEMA DE PRESUPUESTO**  
**EJECUCION PRESUPUESTO**  
**INFORME DE EJECUCION DEL PRESUPUESTO DE GASTOS E INVERSIONES**

30-08-2024

10:43

ENTIDAD: 230 - UNIVERSIDAD DISTRITAL FRANCISCO JOSE DE CALDAS		MES: AGOSTO											
UNIDAD EJECUTORA: 01 - RECTOR		VIGENCIA FISCAL: 2024											
RUBRO PRESUPUESTAL		APROPIACION						TOTAL COMPROMISOS		EJEC. PRESUP. (11=10/8)	AUTORIZACION DE GIRO		EJEC. AUT. GIRO % (14=13/8)
CODIGO 1	NOMBRE 2	INICIAL 3	MODIFICACIONES		VIGENTE 6=(3+5)	SUSPENSION 7	DISPONIBLE 8=(6-7)	MES 9	ACUMULADO 10		MES 12	ACUMULADO 13	
			MES 4	ACUMULADO 5									
3	GASTOS	483,905,202,000.00	0.00	11,971,849,907.00	495,877,051,907.00	0.00	495,877,051,907.00	43,664,282,422.00	340,605,424,148.00	68.69	34,609,226,509.00	273,109,006,317.00	55.08
3-01	Funcionamiento	448,839,560,000.00	0.00	5,993,473,082.00	454,833,033,082.00	0.00	454,833,033,082.00	42,795,582,672.00	327,501,374,480.00	72.00	33,612,179,660.00	267,424,456,686.00	58.80
3-01-001	Gastos de personal	276,307,327,000.00	-15,000,000.00	-1,807,762,211.00	274,499,564,789.00	0.00	274,499,564,789.00	30,066,987,786.00	181,408,506,968.00	66.09	13,791,905,903.00	149,722,630,897.00	54.54
3-01-001-01	Planta de personal permanente	203,513,596,000.00	0.00	-3,714,925,772.00	199,798,670,228.00	0.00	199,798,670,228.00	11,302,456,376.00	116,575,878,313.00	58.35	11,749,762,225.00	112,758,261,045.00	56.44
3-01-001-01-01	Factores constitutivos de salario	155,280,196,000.00	0.00	-2,253,161,268.00	153,027,034,732.00	0.00	153,027,034,732.00	8,910,804,481.00	86,032,993,307.00	56.22	9,358,110,330.00	82,215,376,039.00	53.73
3-01-001-01-01-11	Sueldo básico	109,837,565,000.00	0.00	-1,277,140,393.00	108,560,424,607.00	0.00	108,560,424,607.00	7,991,918,103.00	64,888,544,044.00	59.77	8,007,194,377.00	64,888,544,044.00	59.77
3-01-001-01-01-11-0001	Sueldo Básico Administrativos	15,431,300,000.00	0.00	-1,277,140,393.00	14,154,159,607.00	0.00	14,154,159,607.00	893,450,113.00	7,221,702,948.00	51.02	893,450,113.00	7,221,702,948.00	51.02
3-01-001-01-01-11-0001-00	Sueldo Básico Administrativos	15,431,300,000.00	0.00	-1,277,140,393.00	14,154,159,607.00	0.00	14,154,159,607.00	893,450,113.00	7,221,702,948.00	51.02	893,450,113.00	7,221,702,948.00	51.02
3-01-001-01-01-11-0002	Sueldo Básico Docentes	92,999,065,000.00	0.00	0.00	92,999,065,000.00	0.00	92,999,065,000.00	6,981,777,034.00	56,690,520,176.00	60.96	6,997,053,308.00	56,690,520,176.00	60.96
3-01-001-01-01-11-0002-00	Sueldo Básico Docentes	92,999,065,000.00	0.00	0.00	92,999,065,000.00	0.00	92,999,065,000.00	6,981,777,034.00	56,690,520,176.00	60.96	6,997,053,308.00	56,690,520,176.00	60.96
3-01-001-01-01-11-0003	Sueldo Trabajadores Oficiales	1,407,200,000.00	0.00	0.00	1,407,200,000.00	0.00	1,407,200,000.00	116,690,956.00	976,320,920.00	69.38	116,690,956.00	976,320,920.00	69.38
3-01-001-01-01-11-0003-00	Sueldo Trabajadores Oficiales	1,407,200,000.00	0.00	0.00	1,407,200,000.00	0.00	1,407,200,000.00	116,690,956.00	976,320,920.00	69.38	116,690,956.00	976,320,920.00	69.38
3-01-001-01-01-12	Horas extras, dominicales, festivos y recargos	199,200,000.00	0.00	0.00	199,200,000.00	0.00	199,200,000.00	16,603,349.00	122,712,095.00	61.60	16,603,349.00	122,712,095.00	61.60
3-01-001-01-01-12-0001	Horas Extras, Dominicales, Festivos, Administrativos	199,200,000.00	0.00	0.00	199,200,000.00	0.00	199,200,000.00	16,603,349.00	122,712,095.00	61.60	16,603,349.00	122,712,095.00	61.60
3-01-001-01-01-12-0001-00	Horas Extras, Dominicales, Festivos, Administrativos	199,200,000.00	0.00	0.00	199,200,000.00	0.00	199,200,000.00	16,603,349.00	122,712,095.00	61.60	16,603,349.00	122,712,095.00	61.60
3-01-001-01-01-13	Gastos de representación	746,900,000.00	0.00	0.00	746,900,000.00	0.00	746,900,000.00	49,980,857.00	436,879,601.00	58.49	49,980,857.00	436,879,601.00	58.49
3-01-001-01-01-13-0001	Gastos de Representación Administrativos	746,900,000.00	0.00	0.00	746,900,000.00	0.00	746,900,000.00	49,980,857.00	436,879,601.00	58.49	49,980,857.00	436,879,601.00	58.49
3-01-001-01-01-13-0001-00	Gastos de Representación Administrativos	746,900,000.00	0.00	0.00	746,900,000.00	0.00	746,900,000.00	49,980,857.00	436,879,601.00	58.49	49,980,857.00	436,879,601.00	58.49
3-01-001-01-01-14	Subsidio de alimentación	84,100,000.00	0.00	0.00	84,100,000.00	0.00	84,100,000.00	6,633,032.00	55,010,173.00	65.41	6,633,032.00	55,010,173.00	65.41
3-01-001-01-01-14-0000	Subsidio de alimentación	84,100,000.00	0.00	0.00	84,100,000.00	0.00	84,100,000.00	6,633,032.00	55,010,173.00	65.41	6,633,032.00	55,010,173.00	65.41
3-01-001-01-01-14-0000-00	Subsidio de alimentación	84,100,000.00	0.00	0.00	84,100,000.00	0.00	84,100,000.00	6,633,032.00	55,010,173.00	65.41	6,633,032.00	55,010,173.00	65.41
3-01-001-01-01-15	Auxilio de transporte	84,400,000.00	0.00	0.00	84,400,000.00	0.00	84,400,000.00	6,423,025.00	53,268,503.00	63.11	6,423,025.00	53,268,503.00	63.11
3-01-001-01-01-15-0000	Auxilio de transporte	84,400,000.00	0.00	0.00	84,400,000.00	0.00	84,400,000.00	6,423,025.00	53,268,503.00	63.11	6,423,025.00	53,268,503.00	63.11
3-01-001-01-01-15-0000-00	Auxilio de transporte	84,400,000.00	0.00	0.00	84,400,000.00	0.00	84,400,000.00	6,423,025.00	53,268,503.00	63.11	6,423,025.00	53,268,503.00	63.11
3-01-001-01-01-17	Bonificación por servicios prestados	3,206,500,000.00	0.00	0.00	3,206,500,000.00	0.00	3,206,500,000.00	460,589,208.00	1,961,748,237.00	61.18	461,873,730.00	1,961,748,237.00	61.18
3-01-001-01-01-17-0001	Bonificación por Servicios Prestados Administrativos	494,500,000.00	0.00	0.00	494,500,000.00	0.00	494,500,000.00	31,875,655.00	255,651,118.00	51.70	31,875,655.00	255,651,118.00	51.70
3-01-001-01-01-17-0001-00	Bonificación por Servicios Prestados Administrativos	494,500,000.00	0.00	0.00	494,500,000.00	0.00	494,500,000.00	31,875,655.00	255,651,118.00	51.70	31,875,655.00	255,651,118.00	51.70



**SISTEMA DE PRESUPUESTO**  
**EJECUCION PRESUPUESTO**  
**INFORME DE EJECUCION DEL PRESUPUESTO DE GASTOS E INVERSIONES**

30-08-2024

10:43

ENTIDAD: 230 - UNIVERSIDAD DISTRITAL FRANCISCO JOSE DE CALDAS		MES: AGOSTO											
UNIDAD EJECUTORA: 01 - RECTOR		VIGENCIA FISCAL: 2024											
RUBRO PRESUPUESTAL		APROPIACION						TOTAL COMPROMISOS		EJECUC. PRESUP.	AUTORIZACION DE GIRO		EJEC. AUT. GIRO %
CODIGO 1	NOMBRE 2	INICIAL 3	MODIFICACIONES		VIGENTE 6=(3+5)	SUSPENSION 7	DISPONIBLE 8=(6-7)	MES 9	ACUMULADO 10	(11=10/8)	MES 12	ACUMULADO 13	(14=13/8)
			MES 4	ACUMULADO 5									
3-01-001-01-01-17-0002	Bonificación por Servicios Prestados Docentes	2,712,000,000.00	0.00	0.00	2,712,000,000.00	0.00	2,712,000,000.00	428,713,553.00	1,706,097,119.00	62.91	429,998,075.00	1,706,097,119.00	62.91
3-01-001-01-01-17-0002-00	Bonificación por Servicios Prestados C	2,712,000,000.00	0.00	0.00	2,712,000,000.00	0.00	2,712,000,000.00	428,713,553.00	1,706,097,119.00	62.91	429,998,075.00	1,706,097,119.00	62.91
3-01-001-01-01-18	Prestaciones sociales	18,404,880,000.00	0.00	0.00	18,404,880,000.00	0.00	18,404,880,000.00	20,549,612.00	203,495,487.00	1.11	31,840,907.00	203,495,487.00	1.11
3-01-001-01-01-18-0001	Prima de navidad	11,390,080,000.00	0.00	0.00	11,390,080,000.00	0.00	11,390,080,000.00	7,219,782.00	55,434,468.00	0.49	12,236,893.00	55,434,468.00	0.49
3-01-001-01-01-18-0001-01	Prima de Navidad Administrativos	2,021,100,000.00	0.00	0.00	2,021,100,000.00	0.00	2,021,100,000.00	0.00	7,718,516.00	0.38	0.00	7,718,516.00	0.38
3-01-001-01-01-18-0001-02	Prima de Navidad Docentes	9,091,980,000.00	0.00	0.00	9,091,980,000.00	0.00	9,091,980,000.00	7,219,782.00	40,828,456.00	0.45	12,236,893.00	40,828,456.00	0.45
3-01-001-01-01-18-0001-03	Prima de Navidad Trabajadores Oficina	277,000,000.00	0.00	0.00	277,000,000.00	0.00	277,000,000.00	0.00	6,887,496.00	2.49	0.00	6,887,496.00	2.49
3-01-001-01-01-18-0002	Prima de vacaciones	7,014,800,000.00	0.00	0.00	7,014,800,000.00	0.00	7,014,800,000.00	13,329,830.00	148,061,019.00	2.11	19,604,014.00	148,061,019.00	2.11
3-01-001-01-01-18-0002-01	Prima de Vacaciones Administrativos	982,400,000.00	0.00	0.00	982,400,000.00	0.00	982,400,000.00	419,623.00	31,988,023.00	3.26	419,623.00	31,988,023.00	3.26
3-01-001-01-01-18-0002-02	Prima de Vacaciones Docentes	5,841,900,000.00	0.00	0.00	5,841,900,000.00	0.00	5,841,900,000.00	5,840,430.00	43,864,461.00	0.75	12,114,614.00	43,864,461.00	0.75
3-01-001-01-01-18-0002-03	Prima de Vacaciones Trabajadores Oficina	190,500,000.00	0.00	0.00	190,500,000.00	0.00	190,500,000.00	7,069,777.00	72,208,535.00	37.90	7,069,777.00	72,208,535.00	37.90
3-01-001-01-01-19	Prima técnica salarial	3,456,100,000.00	0.00	0.00	3,456,100,000.00	0.00	3,456,100,000.00	213,305,555.00	1,689,870,767.00	48.90	213,305,555.00	1,689,870,767.00	48.90
3-01-001-01-01-19-0001	Prima Técnica Administrativos	3,456,100,000.00	0.00	0.00	3,456,100,000.00	0.00	3,456,100,000.00	213,305,555.00	1,689,870,767.00	48.90	213,305,555.00	1,689,870,767.00	48.90
3-01-001-01-01-19-0001-00	Prima Técnica Administrativos	3,456,100,000.00	0.00	0.00	3,456,100,000.00	0.00	3,456,100,000.00	213,305,555.00	1,689,870,767.00	48.90	213,305,555.00	1,689,870,767.00	48.90
3-01-001-01-01-22	Factores salariales especiales	990,200,000.00	0.00	0.00	990,200,000.00	0.00	990,200,000.00	67,266,058.00	545,176,735.00	55.06	67,266,058.00	545,176,735.00	55.06
3-01-001-01-01-22-0012	Prima de antigüedad	990,200,000.00	0.00	0.00	990,200,000.00	0.00	990,200,000.00	67,266,058.00	545,176,735.00	55.06	67,266,058.00	545,176,735.00	55.06
3-01-001-01-01-22-0012-01	Prima de Antigüedad Administrativos	798,900,000.00	0.00	0.00	798,900,000.00	0.00	798,900,000.00	52,008,590.00	418,028,134.00	52.33	52,008,590.00	418,028,134.00	52.33
3-01-001-01-01-22-0012-02	Prima de Antigüedad Trabajadores Oficina	191,300,000.00	0.00	0.00	191,300,000.00	0.00	191,300,000.00	15,257,468.00	127,148,601.00	66.47	15,257,468.00	127,148,601.00	66.47
3-01-001-01-01-24	Prima semestral	10,139,690,000.00	0.00	-1,170,306,609.00	8,969,383,391.00	0.00	8,969,383,391.00	891,791.00	8,828,959,830.00	98.43	1,206,549.00	8,828,959,830.00	98.43
3-01-001-01-01-24-0001	Prima Semestral Administrativos	10,139,690,000.00	0.00	-1,170,306,609.00	8,969,383,391.00	0.00	8,969,383,391.00	891,791.00	8,828,959,830.00	98.43	1,206,549.00	8,828,959,830.00	98.43
3-01-001-01-01-24-0001-01	Prima Semestral Administrativos	2,168,800,000.00	0.00	-636,769,088.00	1,532,030,912.00	0.00	1,532,030,912.00	891,791.00	1,477,919,643.00	96.47	891,791.00	1,477,919,643.00	96.47
3-01-001-01-01-24-0001-02	Prima Semestral Docentes	7,766,490,000.00	0.00	-600,724,120.00	7,165,765,880.00	0.00	7,165,765,880.00	0.00	7,089,453,588.00	98.94	314,758.00	7,089,453,588.00	98.94
3-01-001-01-01-24-0001-03	Prima Semestral Trabajadores Oficina	204,400,000.00	0.00	67,186,599.00	271,586,599.00	0.00	271,586,599.00	0.00	261,586,599.00	96.32	0.00	261,586,599.00	96.32
3-01-001-01-01-25	Beneficios convencionales	8,130,661,000.00	0.00	194,285,734.00	8,324,946,734.00	0.00	8,324,946,734.00	76,643,891.00	7,247,327,835.00	87.06	495,782,891.00	3,429,710,567.00	41.20

**SISTEMA DE PRESUPUESTO**  
**EJECUCION PRESUPUESTO**  
**INFORME DE EJECUCION DEL PRESUPUESTO DE GASTOS E INVERSIONES**

30-08-2024

10:43

ENTIDAD: 230 - UNIVERSIDAD DISTRITAL FRANCISCO JOSE DE CALDAS		MES: AGOSTO											
UNIDAD EJECUTORA: 01 - RECTOR		VIGENCIA FISCAL: 2024											
RUBRO PRESUPUESTAL		APROPIACION						TOTAL COMPROMISOS		EJEC. PRESUP.	AUTORIZACION DE GIRO		EJEC. AUT. GIRO %
CODIGO	NOMBRE	INICIAL	MODIFICACIONES		VIGENTE	SUSPENSION	DISPONIBLE	MES	ACUMULADO		MES	ACUMULADO	
1	2	3	MES 4	ACUMULADO 5	6=(3+5)	7	8=(6-7)	9	10	11=(10/8)	12	13	14=(13/8)
3-01-001-01-01-25-0099	Beneficios convencionales	8,130,661,000.00	0.00	194,285,734.00	8,324,946,734.00	0.00	8,324,946,734.00	76,643,891.00	7,247,327,835.00	87.06	495,782,891.00	3,429,710,567.00	41.20
3-01-001-01-01-25-0099-01	Quinquenios	37,900,000.00	0.00	0.00	37,900,000.00	0.00	37,900,000.00	0.00	25,040,371.00	66.07	0.00	25,040,371.00	66.07
3-01-001-01-01-25-0099-02	Aportes Convención Colectiva de Trab	99,900,000.00	0.00	-952,815.00	98,947,185.00	0.00	98,947,185.00	0.00	98,947,185.00	100.00	0.00	98,947,185.00	100.00
3-01-001-01-01-25-0099-03	Aportes Organizaciones Sindicales - A	575,400,000.00	-10,900,000.00	-10,900,000.00	564,500,000.00	0.00	564,500,000.00	0.00	564,500,000.00	100.00	0.00	564,500,000.00	100.00
3-01-001-01-01-25-0099-04	Subsidio Familiar	200,500,000.00	150,920,301.00	150,920,301.00	351,420,301.00	0.00	351,420,301.00	38,278,847.00	230,799,148.00	65.68	38,278,847.00	230,799,148.00	65.68
3-01-001-01-01-25-0099-05	Plan de Salud Trabajadores Oficiales	83,800,000.00	0.00	0.00	83,800,000.00	0.00	83,800,000.00	0.00	42,940,982.00	51.24	2,919,840.00	12,149,596.00	14.50
3-01-001-01-01-25-0099-06	Plan de Salud de Pensionados	5,873,900,000.00	-140,020,301.00	55,218,248.00	5,929,118,248.00	0.00	5,929,118,248.00	0.00	5,716,005,435.00	96.41	416,219,160.00	1,929,179,553.00	32.54
3-01-001-01-01-25-0099-07	Subsidio libros pensionados	244,200,000.00	0.00	0.00	244,200,000.00	0.00	244,200,000.00	0.00	133,922,592.00	54.84	0.00	133,922,592.00	54.84
3-01-001-01-01-25-0099-08	Subsidio familiar pensionados	268,900,000.00	0.00	0.00	268,900,000.00	0.00	268,900,000.00	21,188,145.00	173,210,829.00	64.41	21,188,145.00	173,210,829.00	64.41
3-01-001-01-01-25-0099-09	Educación Libros Convención Colectiv	202,100,000.00	0.00	0.00	202,100,000.00	0.00	202,100,000.00	0.00	87,192,204.00	43.14	0.00	87,192,204.00	43.14
3-01-001-01-01-25-0099-10	Defunción y Matrimonio Personal adm	155,100,000.00	0.00	0.00	155,100,000.00	0.00	155,100,000.00	0.00	49,397,190.00	31.85	0.00	49,397,190.00	31.85
3-01-001-01-01-25-0099-11	Convención Colectiva y Mesas de Diál	206,493,000.00	0.00	0.00	206,493,000.00	0.00	206,493,000.00	0.00	108,195,000.00	52.40	0.00	108,195,000.00	52.40
3-01-001-01-01-25-0099-12	Mesas de Diálogo - Auxilios e Incentiv	182,468,000.00	0.00	0.00	182,468,000.00	0.00	182,468,000.00	17,176,899.00	17,176,899.00	9.41	17,176,899.00	17,176,899.00	9.41
3-01-001-01-02	Contribuciones inherentes a la nómina	47,612,100,000.00	0.00	-1,461,764,504.00	46,150,335,496.00	0.00	46,150,335,496.00	2,375,695,224.00	30,407,051,763.00	65.89	2,375,695,224.00	30,407,051,763.00	65.89
3-01-001-01-02-01	Aportes a la seguridad social en pensiones	14,504,500,000.00	0.00	0.00	14,504,500,000.00	0.00	14,504,500,000.00	1,012,584,800.00	8,107,276,525.00	55.89	1,012,584,800.00	8,107,276,525.00	55.89
3-01-001-01-02-01-0001	Aportes a la seguridad social en pensiones públicas	11,498,300,000.00	0.00	0.00	11,498,300,000.00	0.00	11,498,300,000.00	882,029,025.00	7,038,417,450.00	61.21	882,029,025.00	7,038,417,450.00	61.21
3-01-001-01-02-01-0001-01	Pensiones Públicas Administrativos	2,152,400,000.00	0.00	0.00	2,152,400,000.00	0.00	2,152,400,000.00	128,466,150.00	1,017,351,600.00	47.27	128,466,150.00	1,017,351,600.00	47.27
3-01-001-01-02-01-0001-02	Pensiones Públicas Docentes	9,188,500,000.00	0.00	0.00	9,188,500,000.00	0.00	9,188,500,000.00	738,408,075.00	5,902,263,150.00	64.24	738,408,075.00	5,902,263,150.00	64.24
3-01-001-01-02-01-0001-03	Pensiones Públicas Trabajadores Ofic	157,400,000.00	0.00	0.00	157,400,000.00	0.00	157,400,000.00	15,154,800.00	118,802,700.00	75.48	15,154,800.00	118,802,700.00	75.48
3-01-001-01-02-01-0002	Aportes a la seguridad social en pensiones privadas	3,006,200,000.00	0.00	0.00	3,006,200,000.00	0.00	3,006,200,000.00	130,555,775.00	1,068,859,075.00	35.56	130,555,775.00	1,068,859,075.00	35.56
3-01-001-01-02-01-0002-01	Pensiones Privadas Administrativos	379,900,000.00	0.00	0.00	379,900,000.00	0.00	379,900,000.00	23,492,250.00	186,269,025.00	49.03	23,492,250.00	186,269,025.00	49.03
3-01-001-01-02-01-0002-02	Pensiones Privadas Docentes	2,591,700,000.00	0.00	0.00	2,591,700,000.00	0.00	2,591,700,000.00	104,690,150.00	868,873,375.00	33.53	104,690,150.00	868,873,375.00	33.53
3-01-001-01-02-01-0002-03	Pensiones Privadas Trabajadores Ofic	34,600,000.00	0.00	0.00	34,600,000.00	0.00	34,600,000.00	2,373,375.00	13,716,675.00	39.64	2,373,375.00	13,716,675.00	39.64
3-01-001-01-02-02	Aportes a la seguridad social en salud	10,274,000,000.00	0.00	0.00	10,274,000,000.00	0.00	10,274,000,000.00	717,686,824.00	5,745,760,572.00	55.93	717,686,824.00	5,745,760,572.00	55.93
3-01-001-01-02-02-0002	Aportes a la seguridad social en salud privada	10,274,000,000.00	0.00	0.00	10,274,000,000.00	0.00	10,274,000,000.00	717,686,824.00	5,745,760,572.00	55.93	717,686,824.00	5,745,760,572.00	55.93
3-01-001-01-02-02-0002-01	Salud Privada Administrativos	1,793,700,000.00	0.00	0.00	1,793,700,000.00	0.00	1,793,700,000.00	107,639,648.00	852,527,492.00	47.53	107,639,648.00	852,527,492.00	47.53
3-01-001-01-02-02-0002-02	Salud Privada Docentes	8,344,300,000.00	0.00	0.00	8,344,300,000.00	0.00	8,344,300,000.00	597,631,056.00	4,799,363,636.00	57.52	597,631,056.00	4,799,363,636.00	57.52
3-01-001-01-02-02-0002-03	Salud Privada Trabajadores Oficiales	136,000,000.00	0.00	0.00	136,000,000.00	0.00	136,000,000.00	12,416,120.00	93,869,444.00	69.02	12,416,120.00	93,869,444.00	69.02

h

**SISTEMA DE PRESUPUESTO**  
**EJECUCION PRESUPUESTO**  
**INFORME DE EJECUCION DEL PRESUPUESTO DE GASTOS E INVERSIONES**

30-08-2024

10:43

ENTIDAD: 230 - UNIVERSIDAD DISTRITAL FRANCISCO JOSE DE CALDAS		MES: AGOSTO											
UNIDAD EJECUTORA: 01 - RECTOR		VIGENCIA FISCAL: 2024											
RUBRO PRESUPUESTAL		APROPACION						TOTAL COMPROMISOS		EJECUC. PRESUP. (11=10/8)	AUTORIZACION DE GIRO		EJEC. AUT. GIRO % (14=13/8)
CODIGO 1	NOMBRE 2	INICIAL 3	MODIFICACIONES 4		VIGENTE 6=(3+5)	SUSPENSION 7	DISPONIBLE 8=(6-7)	MES 9	ACUMULADO 10		MES 12	ACUMULADO 13	
			MES 4	ACUMULADO 5									
3-01-001-01-02-03	Aportes de cesantias	12,499,000,000.00	0.00	-1,461,764,504.00	11,037,235,496.00	0.00	11,037,235,496.00	0.00	9,999,957,966.00	90.60	0.00	9,999,957,966.00	90.60
3-01-001-01-02-03-0001	Aportes de cesantias a fondos públicos	6,624,500,000.00	0.00	-310,000,000.00	6,314,500,000.00	0.00	6,314,500,000.00	0.00	5,759,836,294.00	91.22	0.00	5,759,836,294.00	91.22
3-01-001-01-02-03-0001-01	Cesantias Fondos Públicos Administrativos	1,160,500,000.00	0.00	-310,000,000.00	850,500,000.00	0.00	850,500,000.00	0.00	620,387,820.00	72.94	0.00	620,387,820.00	72.94
3-01-001-01-02-03-0001-02	Cesantias Fondos Públicos Docentes	5,363,600,000.00	0.00	0.00	5,363,600,000.00	0.00	5,363,600,000.00	0.00	5,057,564,967.00	94.29	0.00	5,057,564,967.00	94.29
3-01-001-01-02-03-0001-03	Cesantias Fondos Públicos Trabajado	100,400,000.00	0.00	0.00	100,400,000.00	0.00	100,400,000.00	0.00	81,883,507.00	81.56	0.00	81,883,507.00	81.56
3-01-001-01-02-03-0002	Aportes de cesantias a fondos privados	5,874,500,000.00	0.00	-1,151,764,504.00	4,722,735,496.00	0.00	4,722,735,496.00	0.00	4,240,121,672.00	89.78	0.00	4,240,121,672.00	89.78
3-01-001-01-02-03-0002-01	Cesantias Fondos Privados Administrativos	1,029,100,000.00	0.00	-400,733,313.00	628,366,687.00	0.00	628,366,687.00	0.00	378,487,224.00	60.23	0.00	378,487,224.00	60.23
3-01-001-01-02-03-0002-02	Cesantias Fondos Privados Docentes	4,756,400,000.00	0.00	-820,009,713.00	3,936,390,287.00	0.00	3,936,390,287.00	0.00	3,733,655,926.00	94.85	0.00	3,733,655,926.00	94.85
3-01-001-01-02-03-0002-03	Cesantias Fondos Privados Trabajado	89,000,000.00	0.00	68,978,522.00	157,978,522.00	0.00	157,978,522.00	0.00	127,978,522.00	81.01	0.00	127,978,522.00	81.01
3-01-001-01-02-04	Aportes a cajas de compensación familiar	5,529,400,000.00	0.00	0.00	5,529,400,000.00	0.00	5,529,400,000.00	344,649,700.00	3,570,329,200.00	64.57	344,649,700.00	3,570,329,200.00	64.57
3-01-001-01-02-04-0001	Compensar	5,529,400,000.00	0.00	0.00	5,529,400,000.00	0.00	5,529,400,000.00	344,649,700.00	3,570,329,200.00	64.57	344,649,700.00	3,570,329,200.00	64.57
3-01-001-01-02-04-0001-01	Caja de Compensación Administrativo	965,700,000.00	0.00	0.00	965,700,000.00	0.00	965,700,000.00	51,681,100.00	493,830,400.00	51.14	51,681,100.00	493,830,400.00	51.14
3-01-001-01-02-04-0001-02	Caja de Compensación Docentes	4,483,900,000.00	0.00	0.00	4,483,900,000.00	0.00	4,483,900,000.00	286,093,100.00	3,006,990,100.00	67.06	286,093,100.00	3,006,990,100.00	67.06
3-01-001-01-02-04-0001-03	Caja de Compensación Trabajadores	79,800,000.00	0.00	0.00	79,800,000.00	0.00	79,800,000.00	6,875,500.00	69,508,700.00	87.10	6,875,500.00	69,508,700.00	87.10
3-01-001-01-02-05	Aportes generales al sistema de riesgos laborales	722,900,000.00	0.00	0.00	722,900,000.00	0.00	722,900,000.00	42,276,300.00	305,881,700.00	42.31	42,276,300.00	305,881,700.00	42.31
3-01-001-01-02-05-0001	Aportes generales al sistema de riesgos laborales públicos	722,900,000.00	0.00	0.00	722,900,000.00	0.00	722,900,000.00	42,276,300.00	305,881,700.00	42.31	42,276,300.00	305,881,700.00	42.31
3-01-001-01-02-05-0001-01	Riesgos Laborales Administrativos	127,200,000.00	0.00	0.00	127,200,000.00	0.00	127,200,000.00	6,487,100.00	50,711,200.00	39.87	6,487,100.00	50,711,200.00	39.87
3-01-001-01-02-05-0001-02	Riesgos Laborales Docentes	585,200,000.00	0.00	0.00	585,200,000.00	0.00	585,200,000.00	35,049,300.00	250,130,000.00	42.74	35,049,300.00	250,130,000.00	42.74
3-01-001-01-02-05-0001-03	Riesgos Laborales Trabajadores Oficiales	10,500,000.00	0.00	0.00	10,500,000.00	0.00	10,500,000.00	739,900.00	5,040,500.00	48.00	739,900.00	5,040,500.00	48.00
3-01-001-01-02-06	Aportes al ICBF	4,082,300,000.00	0.00	0.00	4,082,300,000.00	0.00	4,082,300,000.00	258,497,600.00	2,677,845,800.00	65.60	258,497,600.00	2,677,845,800.00	65.60
3-01-001-01-02-06-0001	ICBF Administrativos	659,400,000.00	0.00	0.00	659,400,000.00	0.00	659,400,000.00	38,762,400.00	370,391,500.00	56.17	38,762,400.00	370,391,500.00	56.17
3-01-001-01-02-06-0001-00	ICBF Administrativos	659,400,000.00	0.00	0.00	659,400,000.00	0.00	659,400,000.00	38,762,400.00	370,391,500.00	56.17	38,762,400.00	370,391,500.00	56.17
3-01-001-01-02-06-0002	ICBF Docentes	3,363,000,000.00	0.00	0.00	3,363,000,000.00	0.00	3,363,000,000.00	214,578,100.00	2,255,319,400.00	67.06	214,578,100.00	2,255,319,400.00	67.06
3-01-001-01-02-06-0002-00	ICBF Docentes	3,363,000,000.00	0.00	0.00	3,363,000,000.00	0.00	3,363,000,000.00	214,578,100.00	2,255,319,400.00	67.06	214,578,100.00	2,255,319,400.00	67.06
3-01-001-01-02-06-0003	ICBF Trabajadores Oficiales	59,900,000.00	0.00	0.00	59,900,000.00	0.00	59,900,000.00	5,157,100.00	52,134,900.00	87.04	5,157,100.00	52,134,900.00	87.04
3-01-001-01-02-06-0003-00	ICBF Trabajadores Oficiales	59,900,000.00	0.00	0.00	59,900,000.00	0.00	59,900,000.00	5,157,100.00	52,134,900.00	87.04	5,157,100.00	52,134,900.00	87.04
3-01-001-01-03	Remuneraciones no constitutivas de factor salarial	621,300,000.00	0.00	0.00	621,300,000.00	0.00	621,300,000.00	15,956,671.00	135,833,243.00	21.86	15,956,671.00	135,833,243.00	21.86

**SISTEMA DE PRESUPUESTO**  
**EJECUCION PRESUPUESTO**  
**INFORME DE EJECUCION DEL PRESUPUESTO DE GASTOS E INVERSIONES**

30-08-2024

10:43

ENTIDAD: 230 - UNIVERSIDAD DISTRITAL FRANCISCO JOSE DE CALDAS		MES: AGOSTO											
UNIDAD EJECUTORA: 01 - RECTOR		VIGENCIA FISCAL: 2024											
RUBRO PRESUPUESTAL		APROPIACION						TOTAL COMPROMISOS		EJECUC. PRESUP. (11+10B)	AUTORIZACION DE GIRO		EJEC. AUT. GIRO % (14+13B)
CODIGO 1	NOMBRE 2	INICIAL 3	MODIFICACIONES 4		VIGENTE 6=(3+5)	SUSPENSION 7	DISPONIBLE 8=(6-7)	MES 9	ACUMULADO 10		MES 12	ACUMULADO 13	
			MES 4	ACUMULADO 5									
3-01-001-01-03-01	Prestaciones sociales	87,300,000.00	0.00	0.00	87,300,000.00	0.00	87,300,000.00	39,717.00	2,501,277.00	2.87	39,717.00	2,501,277.00	2.87
3-01-001-01-03-01-0003	Bonificación especial de recreación	87,300,000.00	0.00	0.00	87,300,000.00	0.00	87,300,000.00	39,717.00	2,501,277.00	2.87	39,717.00	2,501,277.00	2.87
3-01-001-01-03-01-0003-00	Bonificación especial de recreación	87,300,000.00	0.00	0.00	87,300,000.00	0.00	87,300,000.00	39,717.00	2,501,277.00	2.87	39,717.00	2,501,277.00	2.87
3-01-001-01-03-05	Reconocimiento por permanencia en el servicio público - Bogotá D.C.	326,300,000.00	0.00	0.00	326,300,000.00	0.00	326,300,000.00	0.00	5,483,772.00	1.68	0.00	5,483,772.00	1.68
3-01-001-01-03-05-0000	Reconocimiento por permanencia en el servicio público - Bogotá D.C.	326,300,000.00	0.00	0.00	326,300,000.00	0.00	326,300,000.00	0.00	5,483,772.00	1.68	0.00	5,483,772.00	1.68
3-01-001-01-03-05-0000-00	Reconocimiento por permanencia en el servicio público - Bogotá D.C.	326,300,000.00	0.00	0.00	326,300,000.00	0.00	326,300,000.00	0.00	5,483,772.00	1.68	0.00	5,483,772.00	1.68
3-01-001-01-03-68	Prima secretarial	207,700,000.00	0.00	0.00	207,700,000.00	0.00	207,700,000.00	15,916,954.00	127,848,194.00	61.55	15,916,954.00	127,848,194.00	61.55
3-01-001-01-03-68-0000	Prima secretarial	207,700,000.00	0.00	0.00	207,700,000.00	0.00	207,700,000.00	15,916,954.00	127,848,194.00	61.55	15,916,954.00	127,848,194.00	61.55
3-01-001-01-03-68-0000-00	Prima secretarial	207,700,000.00	0.00	0.00	207,700,000.00	0.00	207,700,000.00	15,916,954.00	127,848,194.00	61.55	15,916,954.00	127,848,194.00	61.55
3-01-001-02	Personal supernumerario y planta temporal - DOCENTES VINCULACIÓN ESPECIAL Y HORA CÁTEDRA	72,793,731,000.00	-15,000,000.00	1,907,163,561.00	74,700,894,561.00	0.00	74,700,894,561.00	18,764,531,410.00	64,832,628,555.00	86.79	2,042,143,678.00	36,964,369,852.00	49.48
3-01-001-02-01	Factores constitutivos de salario	57,586,444,000.00	-113,529,329.00	867,074,096.00	58,453,518,096.00	0.00	58,453,518,096.00	17,229,826,891.00	54,855,438,127.00	93.84	1,593,279,706.00	29,332,141,502.00	50.18
3-01-001-02-01-11	Factores salariales comunes	51,904,414,000.00	-149,552,611.00	156,646,760.00	52,061,060,760.00	0.00	52,061,060,760.00	15,807,449,478.00	49,206,535,311.00	94.52	1,551,576,665.00	27,605,396,664.00	53.03
3-01-001-02-01-11-0001	Sueldo básico	51,904,414,000.00	-149,552,611.00	156,646,760.00	52,061,060,760.00	0.00	52,061,060,760.00	15,807,449,478.00	49,206,535,311.00	94.52	1,551,576,665.00	27,605,396,664.00	53.03
3-01-001-02-01-11-0001-01	Sueldo Básico Facultad de Ingeniería	7,170,617,000.00	0.00	353,908,849.00	7,524,525,849.00	0.00	7,524,525,849.00	2,025,326,303.00	7,297,415,394.00	96.98	326,087,992.00	4,088,253,498.00	54.33
3-01-001-02-01-11-0001-02	Sueldo Básico Facultad de Ciencias y	9,926,105,000.00	0.00	441,502,273.00	10,367,607,273.00	0.00	10,367,607,273.00	3,338,356,249.00	9,822,177,675.00	94.74	317,516,905.00	5,296,172,287.00	51.08
3-01-001-02-01-11-0001-03	Sueldo Básico Facultad de Medio amb	5,484,366,000.00	20,000,000.00	157,023,520.00	5,641,389,520.00	0.00	5,641,389,520.00	1,986,480,345.00	5,596,367,799.00	99.20	179,250,595.00	2,997,704,021.00	53.14
3-01-001-02-01-11-0001-04	Sueldo Básico Facultad Tecnológica	8,280,432,000.00	0.00	341,335,991.00	8,621,767,991.00	0.00	8,621,767,991.00	2,986,098,504.00	8,369,985,304.00	97.08	277,520,475.00	4,359,811,893.00	50.57
3-01-001-02-01-11-0001-05	Sueldo Básico Facultad Artes ASAB	8,007,633,000.00	-63,469,191.00	-831,140,044.00	7,176,492,956.00	0.00	7,176,492,956.00	1,102,311,413.00	6,307,759,054.00	87.89	256,970,420.00	4,050,751,560.00	56.44
3-01-001-02-01-11-0001-06	Sueldo Básico Ilud	1,531,351,000.00	0.00	3,141,140.00	1,534,492,140.00	0.00	1,534,492,140.00	476,026,839.00	1,282,640,823.00	83.59	13,178,842.00	806,613,984.00	52.57
3-01-001-02-01-11-0001-08	Sueldo Básico Facultad de Ciencias M	2,803,398,000.00	0.00	127,538,800.00	2,930,936,800.00	0.00	2,930,936,800.00	621,082,838.00	2,820,696,939.00	96.24	161,306,470.00	1,574,810,224.00	53.73
3-01-001-02-01-11-0001-09	Sueldo Básico Posgrado Facultad de I	2,843,270,000.00	0.00	-51,062,603.00	2,792,207,397.00	0.00	2,792,207,397.00	1,163,782,995.00	2,746,692,893.00	98.37	18,444,966.00	1,582,909,897.00	56.69
3-01-001-02-01-11-0001-10	Sueldo Básico Posgrado Facultad de C	4,238,967,000.00	0.00	-279,517,746.00	3,959,049,254.00	0.00	3,959,049,254.00	1,570,550,957.00	3,661,789,159.00	92.49	1,300,000.00	2,084,792,514.00	52.66
3-01-001-02-01-11-0001-11	Sueldo Básico Posgrado Facultad de I	641,802,000.00	0.00	0.00	641,802,000.00	0.00	641,802,000.00	215,969,637.00	527,026,704.00	82.12	0.00	311,057,067.00	48.47
3-01-001-02-01-11-0001-12	Sueldo Básico Posgrado Facultad Tec	528,816,000.00	0.00	0.00	528,816,000.00	0.00	528,816,000.00	179,081,838.00	517,419,416.00	97.84	0.00	338,337,578.00	63.98
3-01-001-02-01-11-0001-13	Sueldo Básico Posgrado Facultad Arte	374,770,000.00	-106,083,420.00	-106,083,420.00	268,686,580.00	0.00	268,686,580.00	142,382,010.00	256,564,151.00	95.49	0.00	114,182,141.00	42.50
3-01-001-02-01-11-0001-14	Sueldo Básico Facultad de Ciencias d	73,287,000.00	0.00	0.00	73,287,000.00	0.00	73,287,000.00	0.00	0.00	0.00	0.00	0.00	0.00
3-01-001-02-01-16	Prima de servicio	991,634,000.00	-45,000,000.00	364,031,564.00	1,355,665,564.00	0.00	1,355,665,564.00	43,369,114.00	1,080,740,891.00	79.72	7,068,970.00	61,869,812.00	4.56

**SISTEMA DE PRESUPUESTO**  
**EJECUCION PRESUPUESTO**  
**INFORME DE EJECUCION DEL PRESUPUESTO DE GASTOS E INVERSIONES**

30-08-2024  
10:43

ENTIDAD:		230 - UNIVERSIDAD DISTRITAL FRANCISCO JOSE DE CALDAS							MES:		AGOSTO			
UNIDAD EJECUTORA:		01 - RECTOR							VIGENCIA FISCAL:		2024			
RUBRO PRESUPUESTAL		APROPIACION							TOTAL COMPROMISOS		EJECUC. PRESUP.	AUTORIZACION DE GIRO		EJEC. AUT. GIRO % (14=13/8)
CODIGO	NOMBRE	INICIAL	MODIFICACIONES		VIGENTE	SUSPENSION	DISPONIBLE	MES	ACUMULADO	MES		ACUMULADO		
1	2	3	MES 4	ACUMULADO 5	6=(3+5)	7	8=(6-7)	9	10	11=(10/8)	12	13	14=(13/8)	
3-01-001-02-01-16-0001	Prima de Servicios Facultad de Ingeniería	181,948,000.00	0.00	83,046,326.00	264,994,326.00	0.00	264,994,326.00	11,344,872.00	227,959,312.00	86.02	7,068,970.00	18,609,273.00	7.02	
3-01-001-02-01-16-0001-00	Prima de Servicios Facultad de Ingeniería	181,948,000.00	0.00	83,046,326.00	264,994,326.00	0.00	264,994,326.00	11,344,872.00	227,959,312.00	86.02	7,068,970.00	18,609,273.00	7.02	
3-01-001-02-01-16-0002	Prima de Servicios Facultad de Ciencias y Educación	68,175,000.00	0.00	279,517,746.00	347,692,746.00	0.00	347,692,746.00	10,970,630.00	225,948,954.00	64.99	0.00	11,291,038.00	3.25	
3-01-001-02-01-16-0002-00	Prima de Servicios Facultad de Ciencias y Educación	68,175,000.00	0.00	279,517,746.00	347,692,746.00	0.00	347,692,746.00	10,970,630.00	225,948,954.00	64.99	0.00	11,291,038.00	3.25	
3-01-001-02-01-16-0003	Prima de Servicios Facultad de Medio ambiente y recursos naturales	169,774,000.00	-45,000,000.00	-40,000,000.00	129,774,000.00	0.00	129,774,000.00	5,705,084.00	117,133,739.00	90.26	0.00	6,538,752.00	5.04	
3-01-001-02-01-16-0003-00	Prima de Servicios Facultad de Medio ambiente y recursos naturales	169,774,000.00	-45,000,000.00	-40,000,000.00	129,774,000.00	0.00	129,774,000.00	5,705,084.00	117,133,739.00	90.26	0.00	6,538,752.00	5.04	
3-01-001-02-01-16-0004	Prima de Servicios Facultad Tecnológica	270,947,000.00	0.00	0.00	270,947,000.00	0.00	270,947,000.00	9,516,040.00	194,606,806.00	71.82	0.00	9,516,040.00	3.51	
3-01-001-02-01-16-0004-00	Prima de Servicios Facultad Tecnológica	270,947,000.00	0.00	0.00	270,947,000.00	0.00	270,947,000.00	9,516,040.00	194,606,806.00	71.82	0.00	9,516,040.00	3.51	
3-01-001-02-01-16-0005	Prima de Servicios Facultad Artes ASAB	195,768,000.00	0.00	26,467,492.00	222,235,492.00	0.00	222,235,492.00	0.00	195,900,297.00	88.15	0.00	10,082,221.00	4.54	
3-01-001-02-01-16-0005-00	Prima de Servicios Facultad Artes ASAB	195,768,000.00	0.00	26,467,492.00	222,235,492.00	0.00	222,235,492.00	0.00	195,900,297.00	88.15	0.00	10,082,221.00	4.54	
3-01-001-02-01-16-0007	Prima de Servicios Facultad de Ciencias Matemáticas y Naturales	105,022,000.00	0.00	15,000,000.00	120,022,000.00	0.00	120,022,000.00	5,832,488.00	119,191,783.00	99.31	0.00	5,832,488.00	4.86	
3-01-001-02-01-16-0007-00	Prima de Servicios Facultad de Ciencias Matemáticas y Naturales	105,022,000.00	0.00	15,000,000.00	120,022,000.00	0.00	120,022,000.00	5,832,488.00	119,191,783.00	99.31	0.00	5,832,488.00	4.86	
3-01-001-02-01-18	Prestaciones sociales	4,690,396,000.00	81,023,282.00	346,395,772.00	5,036,791,772.00	0.00	5,036,791,772.00	1,379,008,299.00	4,568,161,925.00	90.70	34,634,071.00	1,664,875,026.00	33.05	
3-01-001-02-01-18-0001	Prima de navidad	2,888,063,000.00	79,023,282.00	292,385,097.00	3,180,448,097.00	0.00	3,180,448,097.00	883,979,798.00	2,928,309,233.00	92.07	22,201,331.00	1,067,227,643.00	33.56	
3-01-001-02-01-18-0001-01	Prima de Navidad Facultad de Ingeniería	494,153,000.00	0.00	25,671,326.00	519,824,326.00	0.00	519,824,326.00	125,158,641.00	486,658,450.00	93.62	11,916,881.00	163,366,217.00	31.43	
3-01-001-02-01-18-0001-02	Prima de Navidad Facultad de Ciencias	637,418,000.00	0.00	31,401,300.00	668,819,300.00	0.00	668,819,300.00	200,375,972.00	617,894,003.00	92.39	3,387,215.00	213,397,448.00	31.91	
3-01-001-02-01-18-0001-03	Prima de Navidad Facultad de Medio Ambiente y Recursos Naturales	355,733,000.00	4,000,000.00	13,300,000.00	369,033,000.00	0.00	369,033,000.00	122,731,039.00	361,049,524.00	97.84	2,931,800.00	133,428,582.00	36.16	
3-01-001-02-01-18-0001-04	Prima de Navidad Facultad Tecnológica	601,902,000.00	0.00	24,277,104.00	626,179,104.00	0.00	626,179,104.00	198,953,314.00	567,588,862.00	90.64	1,761,990.00	193,060,822.00	30.83	
3-01-001-02-01-18-0001-05	Prima de Navidad Facultad Artes ASAB	238,983,000.00	75,023,282.00	197,768,016.00	436,751,016.00	0.00	436,751,016.00	72,490,494.00	424,947,730.00	97.30	0.00	166,686,311.00	38.17	
3-01-001-02-01-18-0001-06	Prima de Navidad Ilud	98,757,000.00	0.00	6,367,351.00	105,124,351.00	0.00	105,124,351.00	30,404,240.00	82,178,646.00	78.17	1,802,852.00	51,774,406.00	49.25	
3-01-001-02-01-18-0001-07	Prima de Navidad Facultad de Ciencias	222,953,000.00	0.00	-6,400,000.00	216,553,000.00	0.00	216,553,000.00	42,438,520.00	196,221,749.00	90.61	0.00	46,095,611.00	21.29	
3-01-001-02-01-18-0001-08	Prima de Navidad Posgrado Facultad de Ciencias	54,929,000.00	0.00	0.00	54,929,000.00	0.00	54,929,000.00	14,201,780.00	35,171,266.00	64.03	400,593.00	20,969,486.00	38.18	
3-01-001-02-01-18-0001-09	Prima de Navidad Posgrado Facultad de Ciencias	120,745,000.00	0.00	0.00	120,745,000.00	0.00	120,745,000.00	58,351,718.00	115,237,807.00	95.44	0.00	55,961,644.00	46.35	
3-01-001-02-01-18-0001-10	Prima de Navidad Posgrado Facultad de Ciencias	8,895,000.00	0.00	0.00	8,895,000.00	0.00	8,895,000.00	4,945,779.00	7,719,113.00	86.78	0.00	2,773,334.00	31.18	
3-01-001-02-01-18-0001-11	Prima de Navidad Posgrado Facultad de Ciencias	30,735,000.00	0.00	0.00	30,735,000.00	0.00	30,735,000.00	5,931,855.00	18,234,671.00	59.33	0.00	12,302,816.00	40.03	
3-01-001-02-01-18-0001-12	Prima de Navidad Posgrado Facultad de Ciencias	18,063,000.00	0.00	0.00	18,063,000.00	0.00	18,063,000.00	7,996,446.00	15,407,412.00	85.30	0.00	7,410,966.00	41.03	
3-01-001-02-01-18-0001-13	Prima de Navidad Facultad de Ciencias	4,797,000.00	0.00	0.00	4,797,000.00	0.00	4,797,000.00	0.00	0.00	0.00	0.00	0.00	0.00	

SISTEMA DE PRESUPUESTO  
EJECUCION PRESUPUESTO  
INFORME DE EJECUCION DEL PRESUPUESTO DE GASTOS E INVERSIONES

30-08-2024

10:43

ENTIDAD: 230 - UNIVERSIDAD DISTRITAL FRANCISCO JOSE DE CALDAS		MES: AGOSTO											
UNIDAD EJECUTORA: 01 - RECTOR		VIGENCIA FISCAL: 2024											
RUBRO PRESUPUESTAL		APROPIACION						TOTAL COMPROMISOS		EJECUC. PRESUP.	AUTORIZACION DE GIRO		EJEC. AUT. GIRO %
CODIGO 1	NOMBRE 2	INICIAL 3	MODIFICACIONES		VIGENTE 6=(3+5)	SUSPENSION 7	DISPONIBLE 8=(6-7)	MES 9	ACUMULADO 10	(11=10/8)	AUTORIZACION DE GIRO		(14=13/8)
			MES 4	ACUMULADO 5							MES 12	ACUMULADO 13	
3-01-001-02-01-18-0002	Prima de vacaciones	1,802,333,000.00	2,000,000.00	54,010,675.00	1,856,343,675.00	0.00	1,856,343,675.00	495,028,501.00	1,639,852,692.00	88.34	12,432,740.00	597,647,383.00	32.19
3-01-001-02-01-18-0002-01	Prima de Vacaciones Facultad de Inge	276,726,000.00	0.00	15,095,939.00	291,821,939.00	0.00	291,821,939.00	70,088,805.00	272,528,650.00	93.39	6,673,453.00	91,485,072.00	31.35
3-01-001-02-01-18-0002-02	Prima de Vacaciones Facultad de Cie	358,954,000.00	0.00	17,522,942.00	374,476,942.00	0.00	374,476,942.00	112,210,483.00	346,020,531.00	92.40	1,896,840.00	119,502,563.00	31.91
3-01-001-02-01-18-0002-03	Prima de Vacaciones Facultad de Mec	198,968,000.00	2,000,000.00	7,300,000.00	206,268,000.00	0.00	206,268,000.00	68,729,356.00	202,187,662.00	98.02	1,641,807.00	74,719,982.00	36.22
3-01-001-02-01-18-0002-04	Prima de Vacaciones Facultad Tecnol	337,063,000.00	0.00	13,595,174.00	350,658,174.00	0.00	350,658,174.00	111,413,816.00	317,849,679.00	90.64	986,714.00	108,114,051.00	30.83
3-01-001-02-01-18-0002-05	Prima de Vacaciones Facultad Artes A	321,548,000.00	0.00	0.00	321,548,000.00	0.00	321,548,000.00	40,594,673.00	237,970,663.00	74.01	0.00	93,344,309.00	29.03
3-01-001-02-01-18-0002-06	Prima de Vacaciones Ilud	55,304,000.00	0.00	3,496,620.00	58,800,620.00	0.00	58,800,620.00	17,026,373.00	46,020,035.00	78.26	1,009,694.00	28,993,662.00	49.31
3-01-001-02-01-18-0002-07	Prima de Vacaciones Facultad de Cie	124,853,000.00	0.00	-3,000,000.00	121,853,000.00	0.00	121,853,000.00	23,765,558.00	109,884,135.00	90.18	0.00	25,813,532.00	21.18
3-01-001-02-01-18-0002-08	Prima de Vacaciones Posgrado Facult	34,223,000.00	0.00	0.00	34,223,000.00	0.00	34,223,000.00	7,952,995.00	19,695,906.00	57.55	224,332.00	11,742,911.00	34.31
3-01-001-02-01-18-0002-09	Prima de Vacaciones Posgrado Facult	67,299,000.00	0.00	0.00	67,299,000.00	0.00	67,299,000.00	32,676,957.00	64,533,159.00	95.89	0.00	31,338,514.00	46.57
3-01-001-02-01-18-0002-10	Prima de Vacaciones Posgrado Facult	4,982,000.00	0.00	0.00	4,982,000.00	0.00	4,982,000.00	2,769,637.00	4,322,705.00	86.77	0.00	1,553,068.00	31.17
3-01-001-02-01-18-0002-11	Prima de Vacaciones Posgrado Facult	11,611,000.00	0.00	0.00	11,611,000.00	0.00	11,611,000.00	3,321,838.00	10,211,416.00	87.95	0.00	6,889,578.00	59.34
3-01-001-02-01-18-0002-12	Prima de Vacaciones Posgrado Facult	10,115,000.00	0.00	0.00	10,115,000.00	0.00	10,115,000.00	4,478,010.00	8,628,151.00	85.30	0.00	4,150,141.00	41.03
3-01-001-02-01-18-0002-13	Prima de Vacaciones Facultad de Cie	2,687,000.00	0.00	0.00	2,687,000.00	0.00	2,687,000.00	0.00	0.00	0.00	0.00	0.00	0.00
3-01-001-02-02	Contribuciones inherentes a la nómina	15,207,287,000.00	98,529,329.00	1,040,089,465.00	16,247,376,465.00	0.00	16,247,376,465.00	1,534,704,519.00	9,977,190,428.00	61.41	448,863,972.00	7,632,228,350.00	46.98
3-01-001-02-02-01	Aportes a la seguridad social en pensiones	4,841,732,000.00	0.00	278,982,570.00	5,120,714,570.00	0.00	5,120,714,570.00	179,153,312.00	2,661,193,376.00	51.97	179,153,312.00	2,661,193,376.00	51.97
3-01-001-02-02-01-0001	Aportes a la seguridad social en pensiones públicas	4,214,596,000.00	0.00	-1,171,346,246.00	3,043,249,754.00	0.00	3,043,249,754.00	111,633,895.00	1,652,660,434.00	54.31	111,633,895.00	1,652,660,434.00	54.31
3-01-001-02-02-01-0001-01	Pensiones Públicas Facultad de Ingen	811,637,000.00	0.00	-302,513,903.00	509,123,097.00	0.00	509,123,097.00	22,191,505.00	292,163,762.00	57.39	22,191,505.00	292,163,762.00	57.39
3-01-001-02-02-01-0001-02	Pensiones Públicas Facultad de Cienc	1,112,299,000.00	0.00	-361,859,846.00	750,439,154.00	0.00	750,439,154.00	26,839,517.00	369,485,952.00	49.24	26,839,517.00	369,485,952.00	49.24
3-01-001-02-02-01-0001-03	Pensiones Públicas Facultad de Medic	0.00	0.00	282,480,000.00	282,480,000.00	0.00	282,480,000.00	14,430,186.00	139,471,869.00	49.37	14,430,186.00	139,471,869.00	49.37
3-01-001-02-02-01-0001-04	Pensiones Públicas Facultad Tecnol	985,570,000.00	0.00	-374,420,652.00	611,149,348.00	0.00	611,149,348.00	21,058,605.00	302,852,386.00	49.55	21,058,605.00	302,852,386.00	49.55
3-01-001-02-02-01-0001-05	Pensiones Públicas Facultad Artes AS	389,930,000.00	0.00	-17,516,675.00	372,413,325.00	0.00	372,413,325.00	16,598,296.00	272,197,662.00	73.09	16,598,296.00	272,197,662.00	73.09
3-01-001-02-02-01-0001-06	Pensiones Públicas Ilud	183,762,000.00	0.00	-109,807,439.00	73,954,561.00	0.00	73,954,561.00	144,458.00	44,853,328.00	60.65	144,458.00	44,853,328.00	60.65
3-01-001-02-02-01-0001-07	Pensiones Públicas Facultad de Cienc	364,565,000.00	0.00	-174,504,546.00	190,060,454.00	0.00	190,060,454.00	10,371,328.00	111,784,652.00	58.82	10,371,328.00	111,784,652.00	58.82
3-01-001-02-02-01-0001-08	Pensiones Públicas Posgrado Faculta	98,028,000.00	0.00	-53,508,101.00	44,519,899.00	0.00	44,519,899.00	0.00	18,175,962.00	40.83	0.00	18,175,962.00	40.83
3-01-001-02-02-01-0001-09	Pensiones Públicas Posgrado Faculta	207,648,000.00	0.00	-50,055,797.00	157,592,203.00	0.00	157,592,203.00	0.00	75,883,386.00	48.15	0.00	75,883,386.00	48.15
3-01-001-02-02-01-0001-10	Pensiones Públicas Posgrado Faculta	0.00	0.00	6,000,000.00	6,000,000.00	0.00	6,000,000.00	0.00	1,034,539.00	17.24	0.00	1,034,539.00	17.24
3-01-001-02-02-01-0001-11	Pensiones Públicas Posgrado Faculta	23,100,000.00	0.00	-8,323,787.00	14,776,213.00	0.00	14,776,213.00	0.00	12,169,752.00	82.36	0.00	12,169,752.00	82.36
3-01-001-02-02-01-0001-12	Pensiones Públicas Posgrado Faculta	29,262,000.00	0.00	-7,315,500.00	21,946,500.00	0.00	21,946,500.00	0.00	12,587,184.00	57.35	0.00	12,587,184.00	57.35
3-01-001-02-02-01-0001-13	Pensiones Públicas Facultad de Cienc	8,795,000.00	0.00	0.00	8,795,000.00	0.00	8,795,000.00	0.00	0.00	0.00	0.00	0.00	0.00

7

**SISTEMA DE PRESUPUESTO**  
**EJECUCION PRESUPUESTO**  
**INFORME DE EJECUCION DEL PRESUPUESTO DE GASTOS E INVERSIONES**

30-08-2024  
10:43

ENTIDAD:		230 - UNIVERSIDAD DISTRITAL FRANCISCO JOSE DE CALDAS							MES:		AGOSTO			
UNIDAD EJECUTORA:		01 - RECTOR							VIGENCIA FISCAL:		2024			
RUBRO PRESUPUESTAL		APROPACION						TOTAL COMPROMISOS		EJECUC. PRESUP.	AUTORIZACION DE GIRO		EJEC. AUT. GIRO % (14=13/8)	
CODIGO	NOMBRE	INICIAL	MODIFICACIONES		VIGENTE	SUSPENSION	DISPONIBLE	MES	ACUMULADO		MES	ACUMULADO		
1	2	3	MES 4	ACUMULADO 5	6=(3+5)	7	8=(6-7)	9	10	11=(10/8)	12	13	14=(13/8)	
3-01-001-02-02-01-0002	Aportes a la seguridad social en pensiones privadas	627,136,000.00	0.00	1,450,328,816.00	2,077,464,816.00	0.00	2,077,464,816.00	67,519,417.00	1,008,532,942.00	48.55	67,519,417.00	1,008,532,942.00	48.55	
3-01-001-02-02-01-0002-01	Pensiones Privadas Facultad de Ingen	0.00	0.00	343,291,453.00	343,291,453.00	0.00	343,291,453.00	14,023,685.00	154,842,695.00	45.11	14,023,685.00	154,842,695.00	45.11	
3-01-001-02-02-01-0002-02	Pensiones Privadas Facultad de Cienc	0.00	0.00	412,729,961.00	412,729,961.00	0.00	412,729,961.00	10,768,390.00	174,312,533.00	42.23	10,768,390.00	174,312,533.00	42.23	
3-01-001-02-02-01-0002-03	Pensiones Privadas Facultad de Medi	612,726,000.00	0.00	-282,480,000.00	330,246,000.00	0.00	330,246,000.00	6,575,903.00	176,532,882.00	53.45	6,575,903.00	176,532,882.00	53.45	
3-01-001-02-02-01-0002-04	Pensiones Privadas Facultad Tecnoló	0.00	0.00	413,749,551.00	413,749,551.00	0.00	413,749,551.00	12,003,124.00	181,980,923.00	43.98	12,003,124.00	181,980,923.00	43.98	
3-01-001-02-02-01-0002-05	Pensiones Privadas Facultad Artes AS	0.00	0.00	213,963,144.00	213,963,144.00	0.00	213,963,144.00	13,845,334.00	168,784,721.00	78.88	13,845,334.00	168,784,721.00	78.88	
3-01-001-02-02-01-0002-06	Pensiones Privadas Ilud	0.00	0.00	100,350,699.00	100,350,699.00	0.00	100,350,699.00	1,316,172.00	39,422,788.00	39.29	1,316,172.00	39,422,788.00	39.29	
3-01-001-02-02-01-0002-08	Pensiones Privadas Facultad de Cienc	0.00	0.00	155,504,546.00	155,504,546.00	0.00	155,504,546.00	8,986,809.00	69,460,351.00	44.67	8,986,809.00	69,460,351.00	44.67	
3-01-001-02-02-01-0002-10	Pensiones Privadas Posgrado Faculta	14,410,000.00	0.00	-6,000,000.00	8,410,000.00	0.00	8,410,000.00	0.00	3,459,057.00	41.13	0.00	3,459,057.00	41.13	
3-01-001-02-02-01-0002-11	Pensiones Privadas Posgrado Faculta	0.00	0.00	33,524,378.00	33,524,378.00	0.00	33,524,378.00	0.00	12,607,907.00	37.61	0.00	12,607,907.00	37.61	
3-01-001-02-02-01-0002-12	Pensiones Privadas Posgrado Faculta	0.00	0.00	50,055,797.00	50,055,797.00	0.00	50,055,797.00	0.00	20,897,025.00	41.75	0.00	20,897,025.00	41.75	
3-01-001-02-02-01-0002-13	Pensiones Privadas Posgrado Faculta	0.00	0.00	8,323,787.00	8,323,787.00	0.00	8,323,787.00	0.00	5,233,660.00	62.88	0.00	5,233,660.00	62.88	
3-01-001-02-02-01-0002-14	Pensiones Privadas Posgrado Faculta	0.00	0.00	7,315,500.00	7,315,500.00	0.00	7,315,500.00	0.00	998,400.00	13.65	0.00	998,400.00	13.65	
3-01-001-02-02-02	Aportes a la seguridad social en salud	3,441,970,000.00	0.00	200,913,841.00	3,642,883,841.00	0.00	3,642,883,841.00	127,808,391.00	1,904,369,454.00	52.28	127,808,391.00	1,904,369,454.00	52.28	
3-01-001-02-02-02-0002	Aportes a la seguridad social en salud privada	3,441,970,000.00	0.00	200,913,841.00	3,642,883,841.00	0.00	3,642,883,841.00	127,808,391.00	1,904,369,454.00	52.28	127,808,391.00	1,904,369,454.00	52.28	
3-01-001-02-02-02-0002-01	Salud Privada Facultad de Ingenieria	576,727,000.00	0.00	29,652,370.00	606,379,370.00	0.00	606,379,370.00	26,403,182.00	325,490,069.00	53.68	26,403,182.00	325,490,069.00	53.68	
3-01-001-02-02-02-0002-02	Salud Privada Facultad de Ciencias y	793,416,000.00	0.00	36,032,983.00	829,448,983.00	0.00	829,448,983.00	26,640,207.00	385,283,729.00	46.45	26,640,207.00	385,283,729.00	46.45	
3-01-001-02-02-02-0002-03	Salud Privada Facultad de Medio amb	435,668,000.00	0.00	0.00	435,668,000.00	0.00	435,668,000.00	15,033,576.00	226,982,329.00	52.10	15,033,576.00	226,982,329.00	52.10	
3-01-001-02-02-02-0002-04	Salud Privada Facultad Tecnológica	698,113,000.00	0.00	27,857,970.00	725,970,970.00	0.00	725,970,970.00	23,419,929.00	344,124,649.00	47.40	23,419,929.00	344,124,649.00	47.40	
3-01-001-02-02-02-0002-05	Salud Privada Facultad Artes ASAB	276,403,000.00	0.00	138,974,562.00	415,377,562.00	0.00	415,377,562.00	21,563,930.00	317,681,432.00	76.48	21,563,930.00	317,681,432.00	76.48	
3-01-001-02-02-02-0002-06	Salud Privada Ilud	130,165,000.00	0.00	-6,604,044.00	123,560,956.00	0.00	123,560,956.00	1,034,930.00	59,698,116.00	48.31	1,034,930.00	59,698,116.00	48.31	
3-01-001-02-02-02-0002-07	Salud Privada Facultad de Ciencias M	258,479,000.00	0.00	-13,000,000.00	245,479,000.00	0.00	245,479,000.00	13,712,637.00	128,390,803.00	52.30	13,712,637.00	128,390,803.00	52.30	
3-01-001-02-02-02-0002-08	Salud Privada Posgrado Facultad de I	70,127,000.00	0.00	-12,000,000.00	58,127,000.00	0.00	58,127,000.00	0.00	21,807,269.00	37.52	0.00	21,807,269.00	37.52	
3-01-001-02-02-02-0002-09	Salud Privada Posgrado Facultad de C	149,346,000.00	0.00	0.00	149,346,000.00	0.00	149,346,000.00	0.00	68,854,357.00	46.10	0.00	68,854,357.00	46.10	
3-01-001-02-02-02-0002-10	Salud Privada Posgrado Facultad de A	10,207,000.00	0.00	0.00	10,207,000.00	0.00	10,207,000.00	0.00	3,183,996.00	31.19	0.00	3,183,996.00	31.19	
3-01-001-02-02-02-0002-11	Salud Privada Posgrado Facultad Tec	16,362,000.00	0.00	0.00	16,362,000.00	0.00	16,362,000.00	0.00	13,249,021.00	80.97	0.00	13,249,021.00	80.97	
3-01-001-02-02-02-0002-12	Salud Privada Posgrado Facultad Arte	20,727,000.00	0.00	0.00	20,727,000.00	0.00	20,727,000.00	0.00	9,623,684.00	46.43	0.00	9,623,684.00	46.43	
3-01-001-02-02-02-0002-13	Salud Privada Facultad de Ciencias d	6,230,000.00	0.00	0.00	6,230,000.00	0.00	6,230,000.00	0.00	0.00	0.00	0.00	0.00	0.00	
3-01-001-02-02-03	Aportes de cesantías	3,718,060,000.00	98,529,329.00	354,807,066.00	4,072,867,066.00	0.00	4,072,867,066.00	1,113,814,216.00	3,689,669,098.00	90.59	27,973,669.00	1,344,707,020.00	33.02	



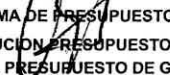


**SISTEMA DE PRESUPUESTO**  
**EJECUCION PRESUPUESTO**  
**INFORME DE EJECUCION DEL PRESUPUESTO DE GASTOS E INVERSIONES**

30-08-2024

10:43

ENTIDAD: 230 - UNIVERSIDAD DISTRITAL FRANCISCO JOSE DE CALDAS		MES: AGOSTO											
UNIDAD EJECUTORA: 01 - RECTOR		VIGENCIA FISCAL: 2024											
RUBRO PRESUPUESTAL		APROPIACION						TOTAL COMPROMISOS		EJECUC. PRESUP.	AUTORIZACION DE GIRO		EJEC. AUT. GIRO %
CODIGO	NOMBRE	INICIAL	MODIFICACIONES		VIGENTE	SUSPENSION	DISPONIBLE	MES	ACUMULADO	(11=10/8)	MES	ACUMULADO	(14=13/8)
1	2	3	MES 4	ACUMULADO 5	6=(3+5)	7	8=(6-7)	9	10		12	13	
3-01-001-02-02-05-0001	riesgos laborales Aportes generales al sistema de riesgos laborales públicos	226,794,000.00	0.00	16,423,987.00	243,217,987.00	0.00	243,217,987.00	7,861,000.00	117,340,800.00	48.25	7,861,000.00	117,340,800.00	48.25
3-01-001-02-02-05-0001-01	ARL Facultad de Ingenieria	41,003,000.00	0.00	1,817,286.00	42,820,286.00	0.00	42,820,286.00	1,623,600.00	20,038,850.00	46.80	1,623,600.00	20,038,850.00	46.80
3-01-001-02-02-05-0001-02	ARL Facultad de Ciencias y Educaci	57,732,000.00	0.00	2,212,852.00	59,944,852.00	0.00	59,944,852.00	1,638,400.00	23,724,450.00	39.58	1,638,400.00	23,724,450.00	39.58
3-01-001-02-02-05-0001-03	ARL Facultad de Medio Ambiente y Rt	27,128,000.00	0.00	0.00	27,128,000.00	0.00	27,128,000.00	924,900.00	13,972,000.00	51.50	924,900.00	13,972,000.00	51.50
3-01-001-02-02-05-0001-04	ARL Facultad Tecnológica	42,873,000.00	0.00	1,710,807.00	44,583,807.00	0.00	44,583,807.00	1,440,500.00	21,286,150.00	47.74	1,440,500.00	21,286,150.00	47.74
3-01-001-02-02-05-0001-05	ARL Facultad Artes ASAB	16,932,000.00	0.00	8,571,230.00	25,503,230.00	0.00	25,503,230.00	1,326,500.00	19,557,600.00	76.69	1,326,500.00	19,557,600.00	76.69
3-01-001-02-02-05-0001-06	ARL Ilud	4,858,000.00	0.00	2,711,812.00	7,569,812.00	0.00	7,569,812.00	63,900.00	3,680,750.00	48.62	63,900.00	3,680,750.00	48.62
3-01-001-02-02-05-0001-07	ARL Facultad de Ciencias Matemática	15,821,000.00	0.00	-600,000.00	15,221,000.00	0.00	15,221,000.00	843,200.00	7,901,100.00	51.91	843,200.00	7,901,100.00	51.91
3-01-001-02-02-05-0001-08	ARL Posgrado Facultad de Ingenieria	4,307,000.00	0.00	0.00	4,307,000.00	0.00	4,307,000.00	0.00	1,342,550.00	31.17	0.00	1,342,550.00	31.17
3-01-001-02-02-05-0001-09	ARL Posgrado Facultad de Ciencias y	11,516,000.00	0.00	0.00	11,516,000.00	0.00	11,516,000.00	0.00	4,234,500.00	36.77	0.00	4,234,500.00	36.77
3-01-001-02-02-05-0001-10	ARL Posgrado Facultad de Medio Amt	627,000.00	0.00	0.00	627,000.00	0.00	627,000.00	0.00	196,000.00	31.26	0.00	196,000.00	31.26
3-01-001-02-02-05-0001-11	ARL Posgrado Facultad Tecnológica	2,341,000.00	0.00	0.00	2,341,000.00	0.00	2,341,000.00	0.00	815,300.00	34.83	0.00	815,300.00	34.83
3-01-001-02-02-05-0001-12	ARL Posgrado Facultad Artes ASAB	1,273,000.00	0.00	0.00	1,273,000.00	0.00	1,273,000.00	0.00	591,550.00	46.47	0.00	591,550.00	46.47
3-01-001-02-02-05-0001-14	ARL Facultad de Ciencias de la Salud	383,000.00	0.00	0.00	383,000.00	0.00	383,000.00	0.00	0.00	0.00	0.00	0.00	0.00
3-01-001-02-02-06	Aportes al ICBF	1,282,040,000.00	0.00	83,535,009.00	1,365,575,009.00	0.00	1,365,575,009.00	45,457,000.00	687,721,500.00	50.36	45,457,000.00	687,721,500.00	50.36
3-01-001-02-02-06-0001	ICBF Facultad Ingenieria	243,332,000.00	0.00	10,617,266.00	253,949,266.00	0.00	253,949,266.00	9,495,900.00	117,192,650.00	46.15	9,495,900.00	117,192,650.00	46.15
3-01-001-02-02-06-0001-00	ICBF Facultad Ingenieria	243,332,000.00	0.00	10,617,266.00	253,949,266.00	0.00	253,949,266.00	9,495,900.00	117,192,650.00	46.15	9,495,900.00	117,192,650.00	46.15
3-01-001-02-02-06-0002	ICBF Facultad Ciencias y Educación	284,463,000.00	0.00	13,245,073.00	297,708,073.00	0.00	297,708,073.00	9,460,500.00	139,080,400.00	46.72	9,460,500.00	139,080,400.00	46.72
3-01-001-02-02-06-0002-00	ICBF Facultad Ciencias y Educación	284,463,000.00	0.00	13,245,073.00	297,708,073.00	0.00	297,708,073.00	9,460,500.00	139,080,400.00	46.72	9,460,500.00	139,080,400.00	46.72
3-01-001-02-02-06-0003	ICBF Facultad Medio Ambiente y Recursos Naturales	160,501,000.00	0.00	0.00	160,501,000.00	0.00	160,501,000.00	5,356,100.00	82,031,600.00	51.11	5,356,100.00	82,031,600.00	51.11
3-01-001-02-02-06-0003-00	ICBF Facultad Medio Ambiente y Recu	160,501,000.00	0.00	0.00	160,501,000.00	0.00	160,501,000.00	5,356,100.00	82,031,600.00	51.11	5,356,100.00	82,031,600.00	51.11
3-01-001-02-02-06-0004	ICBF Facultad Tecnológica	246,393,000.00	0.00	9,832,225.00	256,225,225.00	0.00	256,225,225.00	8,296,600.00	124,273,850.00	48.50	8,296,600.00	124,273,850.00	48.50
3-01-001-02-02-06-0004-00	ICBF Facultad Tecnológica	246,393,000.00	0.00	9,832,225.00	256,225,225.00	0.00	256,225,225.00	8,296,600.00	124,273,850.00	48.50	8,296,600.00	124,273,850.00	48.50
3-01-001-02-02-06-0005	ICBF Facultad Artes ASAB	101,254,000.00	0.00	51,377,541.00	152,631,541.00	0.00	152,631,541.00	7,611,400.00	114,518,950.00	75.03	7,611,400.00	114,518,950.00	75.03
3-01-001-02-02-06-0005-00	ICBF Facultad Artes ASAB	101,254,000.00	0.00	51,377,541.00	152,631,541.00	0.00	152,631,541.00	7,611,400.00	114,518,950.00	75.03	7,611,400.00	114,518,950.00	75.03
3-01-001-02-02-06-0006	ICBF Ilud	41,844,000.00	0.00	3,462,904.00	45,306,904.00	0.00	45,306,904.00	396,000.00	21,869,400.00	48.27	396,000.00	21,869,400.00	48.27
3-01-001-02-02-06-0006-00	ICBF Ilud	41,844,000.00	0.00	3,462,904.00	45,306,904.00	0.00	45,306,904.00	396,000.00	21,869,400.00	48.27	396,000.00	21,869,400.00	48.27
3-01-001-02-02-06-0007	ICBF Facultad de Ciencias Matemáticas y Naturales	94,653,000.00	0.00	-5,000,000.00	89,653,000.00	0.00	89,653,000.00	4,840,500.00	45,930,500.00	51.23	4,840,500.00	45,930,500.00	51.23
3-01-001-02-02-06-0007-00	ICBF Facultad de Ciencias Matemática	94,653,000.00	0.00	-5,000,000.00	89,653,000.00	0.00	89,653,000.00	4,840,500.00	45,930,500.00	51.23	4,840,500.00	45,930,500.00	51.23

  
**SISTEMA DE PRESUPUESTO**  
**EJECUCION PRESUPUESTO**  
**INFORME DE EJECUCION DEL PRESUPUESTO DE GASTOS E INVERSIONES**

30-08-2024  
10:43

ENTIDAD: 230 - UNIVERSIDAD DISTRITAL FRANCISCO JOSE DE CALDAS		MES: AGOSTO											
UNIDAD EJECUTORA: 01 - RECTOR		VIGENCIA FISCAL: 2024											
RUBRO PRESUPUESTAL		APROPIACION						TOTAL COMPROMISOS		EJECUC. PRESUP.	AUTORIZACION DE GIRO		EJEC. AUT. GIRO %
COODIGO	NOMBRE	INICIAL	MODIFICACIONES		VIGENTE	SUSPENSION	DISPONIBLE	MES	ACUMULADO		MES	ACUMULADO	
1	2	3	MES 4	ACUMULADO 5	6=(3+5)	7	8=(6-7)	9	10	11=(10/8)	12	13	14=(13/8)
3-01-001-02-02-06-0008	ICBF Posgrado Facultad Ingenieria	25,777,000.00	0.00	0.00	25,777,000.00	0.00	25,777,000.00	0.00	8,035,900.00	31.17	0.00	8,035,900.00	31.17
3-01-001-02-02-06-0008-00	ICBF Posgrado Facultad Ingenieria	25,777,000.00	0.00	0.00	25,777,000.00	0.00	25,777,000.00	0.00	8,035,900.00	31.17	0.00	8,035,900.00	31.17
3-01-001-02-02-06-0009	ICBF Posgrado Facultad Ciencias y Educacion	56,412,000.00	0.00	0.00	56,412,000.00	0.00	56,412,000.00	0.00	25,224,900.00	44.72	0.00	25,224,900.00	44.72
3-01-001-02-02-06-0009-00	ICBF Posgrado Facultad Ciencias y Et	56,412,000.00	0.00	0.00	56,412,000.00	0.00	56,412,000.00	0.00	25,224,900.00	44.72	0.00	25,224,900.00	44.72
3-01-001-02-02-06-0010	ICBF Posgrado Facultad Medio Ambiente y Recursos Naturales	3,752,000.00	0.00	0.00	3,752,000.00	0.00	3,752,000.00	0.00	1,170,600.00	31.20	0.00	1,170,600.00	31.20
3-01-001-02-02-06-0010-00	ICBF Posgrado Facultad Medio Ambie	3,752,000.00	0.00	0.00	3,752,000.00	0.00	3,752,000.00	0.00	1,170,600.00	31.20	0.00	1,170,600.00	31.20
3-01-001-02-02-06-0011	ICBF Posgrado Facultad Tecnológica	14,016,000.00	0.00	0.00	14,016,000.00	0.00	14,016,000.00	0.00	4,883,950.00	34.85	0.00	4,883,950.00	34.85
3-01-001-02-02-06-0011-00	ICBF Posgradp Facultad Tecnológica	14,016,000.00	0.00	0.00	14,016,000.00	0.00	14,016,000.00	0.00	4,883,950.00	34.85	0.00	4,883,950.00	34.85
3-01-001-02-02-06-0012	ICBF Posgrado Facultad Artes ASAB	7,619,000.00	0.00	0.00	7,619,000.00	0.00	7,619,000.00	0.00	3,508,800.00	46.05	0.00	3,508,800.00	46.05
3-01-001-02-02-06-0012-00	ICBF Posgrado Facultad Artes ASAB	7,619,000.00	0.00	0.00	7,619,000.00	0.00	7,619,000.00	0.00	3,508,800.00	46.05	0.00	3,508,800.00	46.05
3-01-001-02-02-06-0013	ICBF Facultad de Ciencias de la Salud	2,024,000.00	0.00	0.00	2,024,000.00	0.00	2,024,000.00	0.00	0.00	0.00	0.00	0.00	0.00
3-01-001-02-02-06-0013-00	ICBF Facultad de Ciencias de la Salu	2,024,000.00	0.00	0.00	2,024,000.00	0.00	2,024,000.00	0.00	0.00	0.00	0.00	0.00	0.00
3-01-002	Adquisición de bienes y servicios	104,450,165,000.00	15,000,000.00	7,432,242,096.00	111,882,407,096.00	0.00	111,882,407,096.00	5,811,540,800.00	86,919,663,499.00	77.69	12,903,219,671.00	58,528,649,676.00	52.31
3-01-002-01	Adquisición de activos no financieros	2,569,383,000.00	0.00	394,464,713.00	2,963,847,713.00	0.00	2,963,847,713.00	39,234,300.00	2,051,933,631.00	69.23	0.00	959,442,700.00	32.37
3-01-002-01-01	Activos fijos	2,569,383,000.00	0.00	394,464,713.00	2,963,847,713.00	0.00	2,963,847,713.00	39,234,300.00	2,051,933,631.00	69.23	0.00	959,442,700.00	32.37
3-01-002-01-01-04	Activos fijos no clasificados como maquinaria y equipo	220,000,000.00	0.00	394,464,713.00	614,464,713.00	0.00	614,464,713.00	39,234,300.00	302,072,745.00	49.16	0.00	0.00	0.00
3-01-002-01-01-04-0001	Muebles, instrumentos musicales, artículos de deporte y antigüedades	220,000,000.00	0.00	394,464,713.00	614,464,713.00	0.00	614,464,713.00	39,234,300.00	302,072,745.00	49.16	0.00	0.00	0.00
3-01-002-01-01-04-0001-01	Instrumentos musicales	20,000,000.00	0.00	112,704,204.00	132,704,204.00	0.00	132,704,204.00	0.00	0.00	0.00	0.00	0.00	0.00
3-01-002-01-01-04-0001-02	Artículos de deporte	200,000,000.00	0.00	281,760,509.00	481,760,509.00	0.00	481,760,509.00	39,234,300.00	302,072,745.00	62.70	0.00	0.00	0.00
3-01-002-01-01-05	Otros activos fijos	2,349,383,000.00	0.00	0.00	2,349,383,000.00	0.00	2,349,383,000.00	0.00	1,749,860,886.00	74.48	0.00	959,442,700.00	40.84
3-01-002-01-01-05-0002	Productos de la propiedad intelectual	2,349,383,000.00	0.00	0.00	2,349,383,000.00	0.00	2,349,383,000.00	0.00	1,749,860,886.00	74.48	0.00	959,442,700.00	40.84
3-01-002-01-01-05-0002-03	Paquetes de software	2,349,383,000.00	0.00	0.00	2,349,383,000.00	0.00	2,349,383,000.00	0.00	1,749,860,886.00	74.48	0.00	959,442,700.00	40.84
3-01-002-02	Adquisiciones diferentes de activos	101,880,782,000.00	15,000,000.00	7,037,777,383.00	108,918,559,383.00	0.00	108,918,559,383.00	5,772,306,500.00	84,867,729,868.00	77.92	12,903,219,671.00	57,569,206,976.00	52.86
3-01-002-02-01	Materiales y suministros	1,708,740,000.00	0.00	618,664,305.00	2,327,404,305.00	0.00	2,327,404,305.00	122,221,840.00	864,445,086.00	37.14	27,009,838.00	420,431,188.00	18.06
3-01-002-02-01-02	Productos alimenticios, bebidas y tabaco; textiles, prendas de vestir y productos de cuero	250,800,000.00	0.00	56,352,102.00	307,152,102.00	0.00	307,152,102.00	0.00	0.00	0.00	0.00	0.00	0.00


*Handwritten mark*

**SISTEMA DE PRESUPUESTO**  
**EJECUCION PRESUPUESTO**  
**INFORME DE EJECUCION DEL PRESUPUESTO DE GASTOS E INVERSIONES**

30-08-2024

10:43

ENTIDAD: 230 - UNIVERSIDAD DISTRITAL FRANCISCO JOSE DE CALDAS		MES: AGOSTO											
UNIDAD EJECUTORA: 01 - RECTOR		VIGENCIA FISCAL: 2024											
RUBRO PRESUPUESTAL		APROPIACION						TOTAL COMPROMISOS		EJECUC. PRESUP. (11=10/8)	AUTORIZACION DE GIRO		EJEC. AUT. GIRO % (14=13/8)
CODIGO 1	NOMBRE 2	INICIAL 3	MODIFICACIONES		VIGENTE 6=(3+5)	SUSPENSION 7	DISPONIBLE 8=(6-7)	MES 9	ACUMULADO 10		MES 12	ACUMULADO 13	
			MES 4	ACUMULADO 5									
3-01-002-02-01-02-0008	Tejido de punto o ganchillo; prendas de vestir	250,800,000.00	0.00	56,352,102.00	307,152,102.00	0.00	307,152,102.00	0.00	0.00	0.00	0.00	0.00	0.00
3-01-002-02-01-02-0008-00	Tejido de punto o ganchillo; prendas d	250,800,000.00	0.00	56,352,102.00	307,152,102.00	0.00	307,152,102.00	0.00	0.00	0.00	0.00	0.00	0.00
3-01-002-02-01-03	Otros bienes transportables (excepto productos metálicos, maquinaria y equipo)	516,883,000.00	0.00	262,976,475.00	779,859,475.00	0.00	779,859,475.00	122,221,840.00	509,632,935.00	65.35	27,009,838.00	351,530,188.00	45.08
3-01-002-02-01-03-0002	Pasta o pulpa, papel y productos de papel; impresos y artículos similares	302,083,000.00	0.00	0.00	302,083,000.00	0.00	302,083,000.00	0.00	248,754,941.00	82.35	23,051,633.00	243,293,941.00	80.54
3-01-002-02-01-03-0002-01	Pastas o pulpas de otras fibras n.c.p. f	302,083,000.00	0.00	0.00	302,083,000.00	0.00	302,083,000.00	0.00	248,754,941.00	82.35	23,051,633.00	243,293,941.00	80.54
3-01-002-02-01-03-0003	Productos de hornos de coque; productos de refinación de petróleo y combustible nuclear	58,000,000.00	0.00	0.00	58,000,000.00	0.00	58,000,000.00	0.00	50,000,000.00	86.21	3,958,205.00	19,580,093.00	33.76
3-01-002-02-01-03-0003-31	Gasolina motor corriente	30,000,000.00	0.00	0.00	30,000,000.00	0.00	30,000,000.00	0.00	30,000,000.00	100.00	3,958,205.00	19,295,066.00	64.32
3-01-002-02-01-03-0003-36	Diésel oil ACPM (fuel gas gasoil marin	28,000,000.00	0.00	0.00	28,000,000.00	0.00	28,000,000.00	0.00	20,000,000.00	71.43	0.00	285,027.00	1.02
3-01-002-02-01-03-0005	Otros productos químicos; fibras artificiales (o fibras industriales hechas por el hombre)	68,000,000.00	0.00	262,976,475.00	330,976,475.00	0.00	330,976,475.00	122,221,840.00	122,221,840.00	36.93	0.00	0.00	0.00
3-01-002-02-01-03-0005-02	Otros medicamentos n.c.p. para uso h	68,000,000.00	0.00	262,976,475.00	330,976,475.00	0.00	330,976,475.00	122,221,840.00	122,221,840.00	36.93	0.00	0.00	0.00
3-01-002-02-01-03-0006	Productos de caucho y plástico	88,800,000.00	0.00	0.00	88,800,000.00	0.00	88,800,000.00	0.00	88,656,154.00	99.84	0.00	88,656,154.00	99.84
3-01-002-02-01-03-0006-09	Cartuchos plásticos para impresora de	88,800,000.00	0.00	0.00	88,800,000.00	0.00	88,800,000.00	0.00	88,656,154.00	99.84	0.00	88,656,154.00	99.84
3-01-002-02-01-04	Productos metálicos y paquetes de software	941,057,000.00	0.00	299,335,728.00	1,240,392,728.00	0.00	1,240,392,728.00	0.00	354,812,151.00	28.60	0.00	68,901,000.00	5.55
3-01-002-02-01-04-0002	Productos metálicos elaborados (excepto maquinaria y equipo)	730,057,000.00	0.00	242,983,629.00	973,040,629.00	0.00	973,040,629.00	0.00	258,000,000.00	26.51	0.00	0.00	0.00
3-01-002-02-01-04-0002-09	Artículos n.c.p. de ferretería y cerrajerí	510,057,000.00	0.00	242,983,629.00	753,040,629.00	0.00	753,040,629.00	0.00	258,000,000.00	34.26	0.00	0.00	0.00
3-01-002-02-01-04-0002-10	Artículos n.c.p. de metal moldeado	220,000,000.00	0.00	0.00	220,000,000.00	0.00	220,000,000.00	0.00	0.00	0.00	0.00	0.00	0.00
3-01-002-02-01-04-0004	Maquinaria para usos especiales	10,000,000.00	0.00	0.00	10,000,000.00	0.00	10,000,000.00	0.00	7,951,281.00	79.51	0.00	0.00	0.00
3-01-002-02-01-04-0004-08	Calentadores de agua instantáneos o	10,000,000.00	0.00	0.00	10,000,000.00	0.00	10,000,000.00	0.00	7,951,281.00	79.51	0.00	0.00	0.00
3-01-002-02-01-04-0005	Maquinaria de oficina, contabilidad e informática	90,000,000.00	0.00	0.00	90,000,000.00	0.00	90,000,000.00	0.00	88,860,870.00	98.73	0.00	68,901,000.00	76.56
3-01-002-02-01-04-0005-99	Máquinas y material de oficina n.c.p.	90,000,000.00	0.00	0.00	90,000,000.00	0.00	90,000,000.00	0.00	88,860,870.00	98.73	0.00	68,901,000.00	76.56

  
**SISTEMA DE PRESUPUESTO**  
**EJECUCION PRESUPUESTO**  
**INFORME DE EJECUCION DEL PRESUPUESTO DE GASTOS E INVERSIONES**

30-08-2024  
10:43

ENTIDAD: 230 - UNIVERSIDAD DISTRITAL FRANCISCO JOSE DE CALDAS		MES: AGOSTO												
UNIDAD EJECUTORA: 01 - RECTOR		VIGENCIA FISCAL: 2024												
RUBRO PRESUPUESTAL		APROPIACION							TOTAL COMPROMISOS		EJECUC. PRESUP. (11+10/8)	AUTORIZACION DE GIRO		EJEC. AUT. GIRO % (14+13/8)
CODIGO 1	NOMBRE 2	INICIAL 3	MODIFICACIONES 4		VIGENTE 5(3+5)	SUSPENSION 7	DISPONIBLE 8(6-7)	MES 9	ACUMULADO 10	MES 12		ACUMULADO 13		
3-01-002-02-01-04-0007	Equipo y aparatos de radio, televisión y comunicaciones	111,000,000.00	0.00	56,352,099.00	167,352,099.00	0.00	167,352,099.00	0.00	0.00	0.00	0.00	0.00	0.00	0.00
3-01-002-02-01-04-0007-01	Equipos transmisores de radiodifusión	111,000,000.00	0.00	0.00	111,000,000.00	0.00	111,000,000.00	0.00	0.00	0.00	0.00	0.00	0.00	0.00
3-01-002-02-01-04-0007-02	Micrófonos y sus soportes, altavoces,	0.00	0.00	56,352,099.00	56,352,099.00	0.00	56,352,099.00	0.00	0.00	0.00	0.00	0.00	0.00	0.00
3-01-002-02-02	Adquisición de servicios	100,172,042,000.00	15,000,000.00	6,419,113,078.00	106,591,155,078.00	0.00	106,591,155,078.00	5,650,084,660.00	84,003,284,782.00	78.81	12,876,209,833.00	57,148,775,788.00	53.61	
3-01-002-02-02-05	Servicios de la construcción	83,250,000.00	0.00	0.00	83,250,000.00	0.00	83,250,000.00	0.00	0.00	0.00	0.00	0.00	0.00	
3-01-002-02-02-05-0004	Servicios de construcción	83,250,000.00	0.00	0.00	83,250,000.00	0.00	83,250,000.00	0.00	0.00	0.00	0.00	0.00	0.00	
3-01-002-02-02-05-0004-07	Servicios de instalación de vidrios y ve	83,250,000.00	0.00	0.00	83,250,000.00	0.00	83,250,000.00	0.00	0.00	0.00	0.00	0.00	0.00	
3-01-002-02-02-06	Servicios de alojamiento; servicios de suministro de comidas y bebidas; servicios de transporte; y servicios de distribución de electricidad, gas y agua	8,065,750,000.00	0.00	1,129,796,415.00	9,195,546,415.00	0.00	9,195,546,415.00	2,504,057,021.00	5,617,931,573.00	61.09	976,476,791.00	2,733,632,779.00	29.73	
3-01-002-02-02-06-0003	Alojamiento; servicios de suministros de comidas y bebidas	5,006,935,000.00	0.00	12,322,940.00	5,019,257,940.00	0.00	5,019,257,940.00	2,472,108,800.00	4,765,656,854.00	94.95	502,384,834.00	1,948,434,554.00	38.82	
3-01-002-02-02-06-0003-02	Alojamiento; servicios de suministros c	730,190,000.00	0.00	12,322,940.00	742,512,940.00	0.00	742,512,940.00	120,000,000.00	489,029,654.00	65.86	21,511,154.00	23,916,154.00	3.22	
3-01-002-02-02-06-0003-03	Apoyo alimentario	4,276,745,000.00	0.00	0.00	4,276,745,000.00	0.00	4,276,745,000.00	2,352,108,800.00	4,276,627,200.00	100.00	480,873,680.00	1,924,518,400.00	45.00	
3-01-002-02-02-06-0004	Servicios de transporte de pasajeros	2,994,227,000.00	0.00	1,117,473,475.00	4,111,700,475.00	0.00	4,111,700,475.00	31,948,221.00	852,274,719.00	20.73	474,091,957.00	785,198,225.00	19.10	
3-01-002-02-02-06-0004-02	Servicios de transporte terrestre de pa	1,888,220,000.00	0.00	1,117,473,475.00	3,005,693,475.00	0.00	3,005,693,475.00	0.00	801,820,395.00	26.68	435,954,284.00	740,134,942.00	24.62	
3-01-002-02-02-06-0004-04	Servicios de transporte aéreo de pasaj	1,047,558,000.00	0.00	0.00	1,047,558,000.00	0.00	1,047,558,000.00	31,948,221.00	45,345,823.00	4.33	37,934,181.00	44,045,823.00	4.20	
3-01-002-02-02-06-0004-08	Servicios locales de mensajería nacio	58,449,000.00	0.00	0.00	58,449,000.00	0.00	58,449,000.00	0.00	5,108,501.00	8.74	203,492.00	1,017,460.00	1.74	
3-01-002-02-02-06-0005	Servicios de transporte de carga	64,588,000.00	0.00	0.00	64,588,000.00	0.00	64,588,000.00	0.00	0.00	0.00	0.00	0.00	0.00	
3-01-002-02-02-06-0005-15	Servicios de mudanza de muebles dor	64,588,000.00	0.00	0.00	64,588,000.00	0.00	64,588,000.00	0.00	0.00	0.00	0.00	0.00	0.00	
3-01-002-02-02-07	Servicios financieros y servicios conexos, servicios inmobiliarios y servicios de leasing	10,002,056,000.00	0.00	480,885,418.00	10,482,941,418.00	0.00	10,482,941,418.00	1,041,059,257.00	8,345,453,529.00	79.61	3,651,323,922.00	6,387,902,733.00	60.94	

7

**SISTEMA DE PRESUPUESTO**  
**EJECUCION PRESUPUESTO**  
**INFORME DE EJECUCION DEL PRESUPUESTO DE GASTOS E INVERSIONES**

30-08-2024

10:43

ENTIDAD:		230 - UNIVERSIDAD DISTRITAL FRANCISCO JOSE DE CALDAS							MES:		AGOSTO			
UNIDAD EJECUTORA:		01 - RECTOR							VIGENCIA FISCAL:		2024			
RUBRO PRESUPUESTAL		APROPIACION							TOTAL COMPROMISOS		EJECUC. PRESUP. (11=10/8)	AUTORIZACION DE GIRO		EJEC. AUT. GIRO % (14=13/8)
CODIGO	NOMBRE	INICIAL	MODIFICACIONES		VIGENTE	SUSPENSION	DISPONIBLE	MES	ACUMULADO	MES		ACUMULADO		
1	2	3	MES 4	ACUMULADO 5	6=(3+5)	7	8=(6-7)	9	10	12	13	14=13/8		
3-01-002-02-02-07-0001	Servicios financieros y servicios conexos	5,254,038,000.00	0.00	103,000,929.00	5,357,038,929.00	0.00	5,357,038,929.00	38,382,256.00	3,788,461,459.00	70.72	3,297,628,337.00	3,788,461,456.00	70.72	
3-01-002-02-02-07-0001-01	Afiliación ARL Estudiantes en pasantía	165,996,000.00	0.00	0.00	165,996,000.00	0.00	165,996,000.00	10,348,200.00	102,619,000.00	61.82	10,348,200.00	102,619,000.00	61.82	
3-01-002-02-02-07-0001-02	Servicios de planes complementarios	705,500,000.00	0.00	103,000,929.00	808,500,929.00	0.00	808,500,929.00	28,034,056.00	103,000,929.00	12.74	28,034,056.00	103,000,929.00	12.74	
3-01-002-02-02-07-0001-03	Servicio de seguro obligatorio de accidente	13,320,000.00	0.00	0.00	13,320,000.00	0.00	13,320,000.00	0.00	12,189,326.00	91.51	10,966,423.00	12,189,323.00	91.51	
3-01-002-02-02-07-0001-04	Servicios de seguros de vehículos automotores	31,080,000.00	0.00	0.00	31,080,000.00	0.00	31,080,000.00	0.00	27,931,266.00	89.87	25,640,249.00	27,931,266.00	89.87	
3-01-002-02-02-07-0001-05	Servicios de seguros contra incendio	2,553,000,000.00	0.00	0.00	2,553,000,000.00	0.00	2,553,000,000.00	0.00	2,129,628,063.00	83.42	1,931,303,125.00	2,129,628,063.00	83.42	
3-01-002-02-02-07-0001-06	Servicios de seguros generales de responsabilidad	1,665,000,000.00	0.00	0.00	1,665,000,000.00	0.00	1,665,000,000.00	0.00	1,413,092,875.00	84.87	1,291,336,284.00	1,413,092,875.00	84.87	
3-01-002-02-02-07-0001-07	Servicios actuariales	120,142,000.00	0.00	0.00	120,142,000.00	0.00	120,142,000.00	0.00	0.00	0.00	0.00	0.00	0.00	
3-01-002-02-02-07-0002	SERVICIOS INMOBILIARIOS	4,643,950,000.00	0.00	377,884,489.00	5,021,834,489.00	0.00	5,021,834,489.00	1,002,677,001.00	4,484,556,703.00	89.30	353,695,585.00	2,599,441,277.00	51.76	
3-01-002-02-02-07-0002-01	Servicios de alquiler o arrendamiento de bienes muebles	4,643,950,000.00	0.00	277,884,489.00	4,921,834,489.00	0.00	4,921,834,489.00	1,002,677,001.00	4,388,556,703.00	89.17	353,695,585.00	2,599,441,277.00	52.81	
3-01-002-02-02-07-0002-04	Servicios de avalúo inmobiliario a comisión	0.00	0.00	100,000,000.00	100,000,000.00	0.00	100,000,000.00	0.00	96,000,000.00	96.00	0.00	0.00	0.00	
3-01-002-02-02-07-0002-01	Servicios de alquiler o arrendamiento de bienes muebles	0.00	0.00	0.00	0.00	0.00	0.00	0.00	0.00	0.00	0.00	0.00	0.00	
3-01-002-02-02-07-0003	Servicios de arrendamiento o alquiler sin operario	104,068,000.00	0.00	0.00	104,068,000.00	0.00	104,068,000.00	0.00	72,435,367.00	69.60	0.00	0.00	0.00	
3-01-002-02-02-07-0003-02	Servicios de arrendamiento o alquiler sin operario	104,068,000.00	0.00	0.00	104,068,000.00	0.00	104,068,000.00	0.00	72,435,367.00	69.60	0.00	0.00	0.00	
3-01-002-02-02-08	Servicios prestados a las empresas y servicios de producción	75,576,122,000.00	126,404,000.00	3,827,946,988.00	79,404,068,988.00	0.00	79,404,068,988.00	1,825,427,497.00	67,336,149,874.00	84.80	8,086,841,974.00	45,648,223,015.00	57.49	
3-01-002-02-02-08-0000	Servicios de sistemas de seguridad	86,393,000.00	0.00	0.00	86,393,000.00	0.00	86,393,000.00	0.00	0.00	0.00	0.00	0.00	0.00	
3-01-002-02-02-08-0000-00	Servicios de sistemas de seguridad	86,393,000.00	0.00	0.00	86,393,000.00	0.00	86,393,000.00	0.00	0.00	0.00	0.00	0.00	0.00	
3-01-002-02-02-08-0001	Servicios de investigación y desarrollo	470,870,000.00	-2,160,000.00	-46,260,000.00	424,610,000.00	0.00	424,610,000.00	9,486,330.00	80,635,940.00	18.99	8,065,470.00	70,731,710.00	16.66	
3-01-002-02-02-08-0001-03	Servicios interdisciplinarios de investigación	470,870,000.00	-2,160,000.00	-46,260,000.00	424,610,000.00	0.00	424,610,000.00	9,486,330.00	80,635,940.00	18.99	8,065,470.00	70,731,710.00	16.66	
3-01-002-02-02-08-0002	Servicios jurídicos y contables	1,202,198,000.00	0.00	480,546,144.00	1,682,744,144.00	0.00	1,682,744,144.00	66,714,938.00	1,665,902,904.00	99.00	192,993,840.00	1,348,144,177.00	80.12	
3-01-002-02-02-08-0002-02	Servicios de documentación y certificación	4,740,000.00	0.00	0.00	4,740,000.00	0.00	4,740,000.00	0.00	329,536.00	6.95	0.00	329,536.00	6.95	
3-01-002-02-02-08-0002-03	Servicios de arbitraje y conciliación	0.00	0.00	72,000,000.00	72,000,000.00	0.00	72,000,000.00	0.00	72,000,000.00	100.00	0.00	72,000,000.00	100.00	
3-01-002-02-02-08-0002-04	Otros servicios jurídicos n.c.p.	1,197,458,000.00	0.00	408,546,144.00	1,606,004,144.00	0.00	1,606,004,144.00	66,714,938.00	1,593,573,368.00	99.23	192,993,840.00	1,275,814,641.00	79.44	

**SISTEMA DE PRESUPUESTO**  
**EJECUCION PRESUPUESTO**  
**INFORME DE EJECUCION DEL PRESUPUESTO DE GASTOS E INVERSIONES**

30-08-2024  
 10:43

ENTIDAD:		230 - UNIVERSIDAD DISTRITAL FRANCISCO JOSE DE CALDAS							MES:		AGOSTO			
UNIDAD EJECUTORA:		01 - RECTOR							VIGENCIA FISCAL:		2024			
RUBRO PRESUPUESTAL		APROPIACION							TOTAL COMPROMISOS		EJECUC. PRESUP.	AUTORIZACION DE GIRO		EJEC. AUT. GIRO %
CODIGO	NOMBRE	INICIAL	MODIFICACIONES		VIGENTE	SUSPENSION	DISPONIBLE	MES	ACUMULADO	MES		ACUMULADO		
1	2	3	MES 4	ACUMULADO 5	6=(3+5)	7	8=(6-7)	9	10	11=(10/8)	12	13	14=(13/8)	
3-01-002-02-02-08-0003	Servicios de consultoría en administración y servicios de gestión; servicios de tecnología de la información	1,445,088,000.00	0.00	57,184,232.00	1,502,272,232.00	0.00	1,502,272,232.00	14,296,058.00	1,112,448,050.00	74.05	131,444,347.00	809,506,562.00	53.89	
3-01-002-02-02-08-0003-49	Otros servicios de ensayos y análisis t	1,000,000.00	0.00	0.00	1,000,000.00	0.00	1,000,000.00	0.00	0.00	0.00	0.00	0.00	0.00	
3-01-002-02-02-08-0003-70	Servicios de consultoría en gestión ad	838,183,000.00	0.00	0.00	838,183,000.00	0.00	838,183,000.00	0.00	761,082,703.00	90.80	94,592,286.00	573,145,065.00	68.38	
3-01-002-02-02-08-0003-71	Servicios de venta o alquiler de espaci	156,185,000.00	0.00	0.00	156,185,000.00	0.00	156,185,000.00	0.00	0.00	0.00	0.00	0.00	0.00	
3-01-002-02-02-08-0003-72	Servicios de consultoría en gestión ad	449,720,000.00	0.00	57,184,232.00	506,904,232.00	0.00	506,904,232.00	14,296,058.00	351,365,347.00	69.32	36,852,061.00	236,361,497.00	46.63	
3-01-002-02-02-08-0003	Servicios profesionales, científicos y técnicos (excepto los servicios de investigación, urbanismo, juríd y de contab)	38,998,411,000.00	166,096,000.00	3,330,845,636.00	42,329,256,636.00	0.00	42,329,256,636.00	1,257,238,338.00	37,866,372,443.00	89.46	4,595,356,984.00	30,105,410,007.00	71.12	
3-01-002-02-02-08-0003-51	Servicios de consultoría en gestión ad	2,256,985,000.00	0.00	55,669,000.00	2,312,654,000.00	0.00	2,312,654,000.00	150,800,000.00	1,016,600,000.00	43.96	0.00	855,400,000.00	36.99	
3-01-002-02-02-08-0003-52	Servicios de consultoría en gestión ad	1,327,519,000.00	-35,740,145.00	228,950,054.00	1,554,469,054.00	0.00	1,554,469,054.00	43,126,449.00	1,544,927,678.00	99.39	202,027,172.00	1,311,521,104.00	84.37	
3-01-002-02-02-08-0003-53	Servicios de consultoría en gestión ad	1,012,209,000.00	0.00	76,657,000.00	1,088,866,000.00	0.00	1,088,866,000.00	-12,787,035.00	997,396,782.00	91.60	112,411,613.00	697,238,343.00	64.03	
3-01-002-02-02-08-0003-54	Servicios de consultoría en gestión ad	726,400,000.00	0.00	0.00	726,400,000.00	0.00	726,400,000.00	3,198,121.00	360,552,597.00	49.64	0.00	360,552,597.00	49.64	
3-01-002-02-02-08-0003-55	Servicios de consultoría en gestión ad	2,403,592,000.00	0.00	-318,325,648.00	2,085,266,352.00	0.00	2,085,266,352.00	21,920,632.00	1,981,596,885.00	95.03	230,166,582.00	1,499,588,615.00	71.91	
3-01-002-02-02-08-0003-56	Servicios de consultoría en gestión ad	2,736,365,000.00	0.00	-140,101,423.00	2,596,263,577.00	0.00	2,596,263,577.00	0.00	2,570,789,129.00	99.02	332,502,547.00	2,221,552,252.00	85.57	
3-01-002-02-02-08-0003-57	Servicios de consultoría en gestión ad	1,638,410,000.00	0.00	179,985,555.00	1,818,395,555.00	0.00	1,818,395,555.00	317,817,317.00	1,800,890,829.00	99.04	208,123,063.00	1,387,433,036.00	76.30	
3-01-002-02-02-08-0003-58	Servicios de consultoría en gestión ad	2,235,471,000.00	17,160,000.00	-141,049,736.00	2,094,421,264.00	0.00	2,094,421,264.00	16,678,736.00	2,093,856,614.00	99.97	255,065,547.00	1,751,477,890.00	83.63	
3-01-002-02-02-08-0003-59	Servicios de consultoría en gestión ad	2,412,205,000.00	148,936,000.00	-43,584,280.00	2,368,620,720.00	0.00	2,368,620,720.00	120,543,561.00	2,289,196,374.00	96.65	282,783,998.00	1,901,864,491.00	80.29	
3-01-002-02-02-08-0003-60	Servicios de consultoría en gestión ad	8,862,666,000.00	35,740,145.00	2,260,086,389.00	11,122,752,389.00	0.00	11,122,752,389.00	373,575,919.00	10,149,711,419.00	91.25	1,381,893,067.00	7,582,087,127.00	68.17	
3-01-002-02-02-08-0003-61	Servicios de consultoría en gestión ad	9,555,154,000.00	0.00	812,016,186.00	10,367,170,186.00	0.00	10,367,170,186.00	186,174,406.00	9,307,438,232.00	89.78	1,141,842,989.00	7,570,359,482.00	73.02	
3-01-002-02-02-08-0003-62	Servicios de consultoría en tecnología	89,560,000.00	0.00	0.00	89,560,000.00	0.00	89,560,000.00	0.00	0.00	0.00	0.00	0.00	0.00	
3-01-002-02-02-08-0003-63	Servicios de soporte en tecnologías de	2,372,609,000.00	0.00	22,337,588.00	2,394,946,588.00	0.00	2,394,946,588.00	0.00	2,349,323,188.00	98.10	291,521,993.00	1,835,012,839.00	76.62	
3-01-002-02-02-08-0003-64	Otros servicios de publicidad	378,766,000.00	0.00	20,775,653.00	399,541,653.00	0.00	399,541,653.00	36,190,232.00	124,118,638.00	31.07	0.00	67,901,723.00	16.99	
3-01-002-02-02-08-0003-65	Otros servicios de venta de espacio o	50,000,000.00	0.00	-50,000,000.00	0.00	0.00	0.00	0.00	0.00	0.00	0.00	0.00	0.00	
3-01-002-02-02-08-0003-69	Servicios de consultoría en gestión ad	940,500,000.00	0.00	369,429,298.00	1,309,929,298.00	0.00	1,309,929,298.00	0.00	1,279,974,078.00	97.71	157,018,413.00	1,063,420,508.00	81.18	

A

**SISTEMA DE PRESUPUESTO**  
**EJECUCION PRESUPUESTO**  
**INFORME DE EJECUCION DEL PRESUPUESTO DE GASTOS E INVERSIONES**

30-08-2024

10:43

ENTIDAD: 230 - UNIVERSIDAD DISTRITAL FRANCISCO JOSE DE CALDAS		MES: AGOSTO												
UNIDAD EJECUTORA: 01 - RECTOR		VIGENCIA FISCAL: 2024												
RUBRO PRESUPUESTAL		APROPIACION							TOTAL COMPROMISOS		EJECUC. PRESUP. (11=10/8)	AUTORIZACION DE GIRO		EJEC. AUT. GIRO % (14=13/8)
CODIGO 1	NOMBRE 2	INICIAL 3	MODIFICACIONES		VIGENTE 6=(3+5)	SUSPENSION 7	DISPONIBLE 8=(6-7)	MES 9	ACUMULADO 10	MES 12		ACUMULADO 13		
			MES 4	ACUMULADO 5										
3-01-002-02-02-08-0004	Servicios de telecomunicaciones, transmisión y suministro de información	1,490,174,000.00	0.00	-55,852,197.00	1,434,321,803.00	0.00	1,434,321,803.00	21,182,425.00	1,263,523,791.00	88.09	21,182,425.00	211,547,964.00	14.75	
3-01-002-02-02-08-0004-11	Servicios de operadores (conexión)	28,834,000.00	0.00	0.00	28,834,000.00	0.00	28,834,000.00	1,640,582.00	13,124,644.00	45.52	1,640,582.00	13,124,644.00	45.52	
3-01-002-02-02-08-0004-12	Servicios de telefonía fija (acceso)	338,839,000.00	0.00	-55,852,197.00	282,986,803.00	0.00	282,986,803.00	19,541,843.00	160,881,812.00	56.85	19,541,843.00	160,881,812.00	56.85	
3-01-002-02-02-08-0004-22	Servicios de acceso a Internet	1,052,001,000.00	0.00	0.00	1,052,001,000.00	0.00	1,052,001,000.00	0.00	1,051,975,827.00	100.00	0.00	0.00	0.00	
3-01-002-02-02-08-0004-61	Servicios de transmisión de programat	65,000,000.00	0.00	0.00	65,000,000.00	0.00	65,000,000.00	0.00	37,541,508.00	57.76	0.00	37,541,508.00	57.76	
3-01-002-02-02-08-0004-63	Servicios de distribución de programat	5,500,000.00	0.00	0.00	5,500,000.00	0.00	5,500,000.00	0.00	0.00	0.00	0.00	0.00	0.00	
3-01-002-02-02-08-0005	SERVICIOS DE ORGANIZACIÓN Y ASISTENCIA DE CONVENCIONES Y FERIAS	1,764,465,000.00	0.00	-238,771,640.00	1,525,693,360.00	0.00	1,525,693,360.00	21,929,263.00	616,378,633.00	40.40	11,295,468.00	166,715,064.00	10.93	
3-01-002-02-02-08-0005-61	SERVICIOS DE ORGANIZACIÓN Y A	1,764,465,000.00	0.00	-238,771,640.00	1,525,693,360.00	0.00	1,525,693,360.00	21,929,263.00	616,378,633.00	40.40	11,295,468.00	166,715,064.00	10.93	
3-01-002-02-02-08-0005	Servicios de soporte	24,106,080,000.00	-37,532,000.00	-90,848,966.00	24,015,231,034.00	0.00	24,015,231,034.00	19,373,187.00	21,516,965,958.00	89.60	2,861,644,884.00	10,470,553,757.00	43.60	
3-01-002-02-02-08-0005-25	Servicios de protección (guardas de se	15,340,768,000.00	0.00	0.00	15,340,768,000.00	0.00	15,340,768,000.00	0.00	15,280,685,223.00	99.61	1,702,355,183.00	7,635,090,338.00	49.77	
3-01-002-02-02-08-0005-31	Servicios de desinfección y exterminac	310,146,000.00	0.00	0.00	310,146,000.00	0.00	310,146,000.00	0.00	1,092,000.00	0.35	0.00	0.00	0.00	
3-01-002-02-02-08-0005-33	Servicios de limpieza general	7,462,409,000.00	0.00	0.00	7,462,409,000.00	0.00	7,462,409,000.00	0.00	5,868,114,627.00	78.64	1,150,862,964.00	2,715,927,188.00	36.39	
3-01-002-02-02-08-0005-34	Servicios especializados de limpieza	85,000,000.00	0.00	0.00	85,000,000.00	0.00	85,000,000.00	0.00	0.00	0.00	0.00	0.00	0.00	
3-01-002-02-02-08-0005-54	Servicios de preparación de document	542,782,000.00	-37,532,000.00	-29,313,966.00	513,468,034.00	0.00	513,468,034.00	0.00	263,961,712.00	51.41	0.00	51,648,374.00	10.06	
3-01-002-02-02-08-0005-62	Membresías	303,266,000.00	0.00	-61,535,000.00	241,731,000.00	0.00	241,731,000.00	19,373,187.00	103,112,396.00	42.66	8,426,737.00	67,887,857.00	28.08	
3-01-002-02-02-08-0005-97	Servicios de mantenimiento y cuidado	61,709,000.00	0.00	0.00	61,709,000.00	0.00	61,709,000.00	0.00	0.00	0.00	0.00	0.00	0.00	
3-01-002-02-02-08-0006	Servicios de apoyo y de operación para la distribución de electricidad, gas y agua	3,264,202,000.00	0.00	257,100,388.00	3,521,302,388.00	0.00	3,521,302,388.00	237,979,812.00	2,391,931,117.00	67.93	237,979,812.00	2,387,872,086.00	67.81	
3-01-002-02-02-08-0006-31	Servicios de distribución de electricidad	2,844,993,000.00	0.00	255,440,109.00	3,100,433,109.00	0.00	3,100,433,109.00	225,692,360.00	2,230,825,293.00	71.95	225,692,360.00	2,226,766,263.00	71.82	
3-01-002-02-02-08-0006-32	Servicios de distribución de gas por tul	1,209,000.00	0.00	1,660,279.00	2,869,279.00	0.00	2,869,279.00	54,366.00	1,016,670.00	35.43	54,366.00	1,016,669.00	35.43	
3-01-002-02-02-08-0006-33	Servicios de distribución de agua por t	418,000,000.00	0.00	0.00	418,000,000.00	0.00	418,000,000.00	12,233,086.00	160,089,154.00	38.30	12,233,086.00	160,089,154.00	38.30	



  
**SISTEMA DE PRESUPUESTO**  
**EJECUCION PRESUPUESTO**  
**INFORME DE EJECUCION DEL PRESUPUESTO DE GASTOS E INVERSIONES**

**30-08-2024**  
**10:43**

ENTIDAD: 230 - UNIVERSIDAD DISTRITAL FRANCISCO JOSE DE CALDAS		MES: AGOSTO												
UNIDAD EJECUTORA: 01 - RECTOR		VIGENCIA FISCAL: 2024												
RUBRO PRESUPUESTAL		APROPIACION							TOTAL COMPROMISOS		EJECUC. PRESUP. (11+10/8)	AUTORIZACION DE GIRO		EJEC. AUT. GIRO % (14+13/8)
CODIGO 1	NOMBRE 2	INICIAL 3	MODIFICACIONES		VIGENTE 6=(3+5)	SUSPENSION 7	DISPONIBLE 8=(6-7)	MES 9	ACUMULADO 10	MES 12		ACUMULADO 13		
			MES 4	ACUMULADO 5										
3-01-002-02-02-08-0007	Servicios de mantenimiento, reparación e instalación (excepto servicios de construcción)	2,059,819,000.00	0.00	172,512,505.00	2,232,331,505.00	0.00	2,232,331,505.00	169,250,146.00	627,254,546.00	28.10	22,721,265.00	52,351,157.00	2.35	
3-01-002-02-02-08-0007-00	Servicio de mantenimiento y reparaci	44,375,000.00	0.00	112,704,204.00	157,079,204.00	0.00	157,079,204.00	0.00	157,079,204.00	100.00	0.00	0.00	0.00	
3-01-002-02-02-08-0007-11	Servicio de mantenimiento y reparaci	135,600,000.00	0.00	0.00	135,600,000.00	0.00	135,600,000.00	0.00	135,600,000.00	0.00	0.00	0.00	0.00	
3-01-002-02-02-08-0007-12	Servicio de mantenimiento y reparaci	580,877,000.00	0.00	3,456,199.00	584,333,199.00	0.00	584,333,199.00	0.00	3,456,199.00	0.59	0.00	3,456,199.00	0.59	
3-01-002-02-02-08-0007-13	Servicios de mantenimiento y reparaci	597,052,000.00	0.00	0.00	597,052,000.00	0.00	597,052,000.00	24,102,090.00	24,102,090.00	4.04	0.00	0.00	0.00	
3-01-002-02-02-08-0007-14	Servicio de mantenimiento y reparaci	74,051,000.00	0.00	0.00	74,051,000.00	0.00	74,051,000.00	0.00	74,051,000.00	100.00	0.00	0.00	0.00	
3-01-002-02-02-08-0007-16	Servicio de mantenimiento y reparaci	197,470,000.00	0.00	0.00	197,470,000.00	0.00	197,470,000.00	0.00	0.00	0.00	0.00	0.00	0.00	
3-01-002-02-02-08-0007-19	Servicios de mantenimiento y reparaci	30,855,000.00	0.00	0.00	30,855,000.00	0.00	30,855,000.00	0.00	0.00	0.00	0.00	0.00	0.00	
3-01-002-02-02-08-0007-20	Servicio de mantenimiento y reparaci	61,709,000.00	0.00	0.00	61,709,000.00	0.00	61,709,000.00	0.00	61,709,997.00	100.00	22,721,265.00	48,894,958.00	79.23	
3-01-002-02-02-08-0007-21	Servicio de mantenimiento y reparaci	146,121,000.00	0.00	0.00	146,121,000.00	0.00	146,121,000.00	145,148,056.00	145,148,056.00	99.33	0.00	0.00	0.00	
3-01-002-02-02-08-0007-23	Servicios de mantenimiento y reparaci	161,709,000.00	0.00	0.00	161,709,000.00	0.00	161,709,000.00	0.00	161,709,000.00	100.00	0.00	0.00	0.00	
3-01-002-02-02-08-0007-24	Servicios de mantenimiento y reparaci	30,000,000.00	0.00	56,352,102.00	86,352,102.00	0.00	86,352,102.00	0.00	0.00	0.00	0.00	0.00	0.00	
3-01-002-02-02-08-0009	Otros servicios de fabricación, servicios de edición, impresión y reproducción; servicios de recuperación de materiales	688,422,000.00	0.00	-38,509,114.00	649,912,886.00	0.00	649,912,886.00	7,977,000.00	194,736,492.00	29.96	4,157,479.00	25,390,531.00	3.91	
3-01-002-02-02-08-0009-01	Servicios de impresión	248,439,000.00	0.00	-8,218,034.00	240,220,966.00	0.00	240,220,966.00	0.00	131,796,000.00	54.86	0.00	13,236,252.00	5.51	
3-01-002-02-02-08-0009-02	Servicios relacionados con la impresi	439,983,000.00	0.00	-30,291,080.00	409,691,920.00	0.00	409,691,920.00	7,977,000.00	62,940,492.00	15.36	4,157,479.00	12,154,279.00	2.97	
3-01-002-02-02-08	Servicios para la comunidad, sociales y personales	5,709,688,000.00	-111,404,000.00	846,801,261.00	6,556,489,261.00	0.00	6,556,489,261.00	212,712,265.00	2,348,699,030.00	35.82	96,212,265.00	2,027,424,030.00	30.92	
3-01-002-02-02-09-0001	Otros servicios de la administración pública n.c.p. - Consejo Superior Universitario	289,200,000.00	0.00	0.00	289,200,000.00	0.00	289,200,000.00	16,900,000.00	96,240,000.00	33.28	16,900,000.00	96,240,000.00	33.28	
3-01-002-02-02-09-0001-00	Otros servicios de la administración p	289,200,000.00	0.00	0.00	289,200,000.00	0.00	289,200,000.00	16,900,000.00	96,240,000.00	33.28	16,900,000.00	96,240,000.00	33.28	

7

**SISTEMA DE PRESUPUESTO**  
**EJECUCION PRESUPUESTO**  
**INFORME DE EJECUCION DEL PRESUPUESTO DE GASTOS E INVERSIONES**

30-08-2024

10:43

ENTIDAD: 230 - UNIVERSIDAD DISTRITAL FRANCISCO JOSE DE CALDAS		MES: AGOSTO											
UNIDAD EJECUTORA: 01 - RECTOR		VIGENCIA FISCAL: 2024											
RUBRO PRESUPUESTAL		APROPIACION						TOTAL COMPROMISOS		EJECUC. PRESUP.	AUTORIZACION DE GIRO		EJEC. AUT. GIRO %
CODIGO 1	NOMBRE 2	INICIAL 3	MODIFICACIONES		VIGENTE 6=(3+5)	SUSPENSION 7	DISPONIBLE 8=(6-7)	MES 9	ACUMULADO 10	[11=10/8]	MES 12	ACUMULADO 13	[14=13/8]
			MES 4	ACUMULADO 5									
3-01-002-02-09-0002	Servicios de educación	4,664,105,000.00	-111,404,000.00	571,610,249.00	5,235,715,249.00	0.00	5,235,715,249.00	145,000,000.00	1,896,959,709.00	36.23	28,500,000.00	1,632,199,709.00	31.17
3-01-002-02-09-0002-01	Capacitación Administrativos	330,100,000.00	0.00	0.00	330,100,000.00	0.00	330,100,000.00	0.00	29,500,000.00	8.94	0.00	29,500,000.00	8.94
3-01-002-02-09-0002-02	Capacitación Docentes	52,883,000.00	0.00	0.00	52,883,000.00	0.00	52,883,000.00	0.00	0.00	0.00	0.00	0.00	0.00
3-01-002-02-09-0002-21	Estímulos académicos	1,260,000,000.00	0.00	-68,571,125.00	1,191,428,875.00	0.00	1,191,428,875.00	143,000,000.00	654,038,500.00	54.90	0.00	511,038,500.00	42.89
3-01-002-02-09-0002-22	Encuentro de estudiantes	54,000,000.00	0.00	0.00	54,000,000.00	0.00	54,000,000.00	0.00	0.00	0.00	0.00	0.00	0.00
3-01-002-02-09-0002-23	Prácticas Académicas Facultad Artes -	455,042,000.00	0.00	0.00	455,042,000.00	0.00	455,042,000.00	2,000,000.00	228,097,100.00	50.13	28,500,000.00	106,337,100.00	23.37
3-01-002-02-09-0002-24	Prácticas Académicas Facultad Cienci	382,270,000.00	0.00	254,328,840.00	636,598,840.00	0.00	636,598,840.00	0.00	143,729,935.00	22.58	0.00	143,729,935.00	22.58
3-01-002-02-09-0002-25	Prácticas Académicas Facultad Ingeni	614,397,000.00	0.00	-35,026,465.00	579,370,535.00	0.00	579,370,535.00	0.00	186,970,535.00	32.27	0.00	186,970,535.00	32.27
3-01-002-02-09-0002-26	Prácticas Académicas Facultad Medio	1,196,014,000.00	0.00	65,396,160.00	1,261,410,160.00	0.00	1,261,410,160.00	0.00	597,688,486.00	47.38	0.00	597,688,486.00	47.38
3-01-002-02-09-0002-27	Prácticas Académicas Facultad Tecno	111,404,000.00	-111,404,000.00	76,337,716.00	187,741,716.00	0.00	187,741,716.00	-0.00	25,044,728.00	13.34	0.00	25,044,728.00	13.34
3-01-002-02-09-0002-29	Prácticas Académicas Facultad de Cie	97,995,000.00	0.00	42,606,400.00	140,601,400.00	0.00	140,601,400.00	0.00	31,890,425.00	22.68	0.00	31,890,425.00	22.68
3-01-002-02-09-0002-30	Bienestar Universitario y Laboral	110,000,000.00	0.00	0.00	110,000,000.00	0.00	110,000,000.00	0.00	0.00	0.00	0.00	0.00	0.00
3-01-002-02-09-0002-31	Servicios de orientación y asesoramier	0.00	0.00	236,538,723.00	236,538,723.00	0.00	236,538,723.00	0.00	0.00	0.00	0.00	0.00	0.00
3-01-002-02-09-0003	Servicios para el cuidado de la salud humana y servicios sociales	269,175,000.00	0.00	0.00	269,175,000.00	0.00	269,175,000.00	0.00	56,515,000.00	21.00	0.00	0.00	0.00
3-01-002-02-09-0003-01	Sistema General de Seguridad y Salud	269,175,000.00	0.00	0.00	269,175,000.00	0.00	269,175,000.00	0.00	56,515,000.00	21.00	0.00	0.00	0.00
3-01-002-02-09-0004	Servicios de alcantarillado, recolección, tratamiento y disposición de desechos y otros servicios de saneamiento ambien	467,996,000.00	0.00	275,191,012.00	743,187,012.00	0.00	743,187,012.00	50,812,265.00	298,984,321.00	40.23	50,812,265.00	298,984,321.00	40.23
3-01-002-02-09-0004-01	Servicios de alcantarillado y tratamient	314,277,000.00	0.00	176,171,847.00	490,448,847.00	0.00	490,448,847.00	12,959,314.00	151,952,205.00	30.98	12,959,314.00	151,952,205.00	30.98
3-01-002-02-09-0004-03	Servicios de recolección de otros dese	58,275,000.00	0.00	0.00	58,275,000.00	0.00	58,275,000.00	3,858,303.00	3,858,303.00	6.62	3,858,303.00	3,858,303.00	6.62
3-01-002-02-09-0004-04	Servicios generales de recolección de	95,444,000.00	0.00	99,019,165.00	194,463,165.00	0.00	194,463,165.00	33,994,648.00	143,173,813.00	73.63	33,994,648.00	143,173,813.00	73.63
3-01-002-02-09-0006	SERVICIOS RECREATIVOS, CULTURALES Y DEPORTIVOS	19,212,000.00	0.00	0.00	19,212,000.00	0.00	19,212,000.00	0.00	0.00	0.00	0.00	0.00	0.00
3-01-002-02-09-0006-01	Servicios de producciones originales d	19,212,000.00	0.00	0.00	19,212,000.00	0.00	19,212,000.00	0.00	0.00	0.00	0.00	0.00	0.00
3-01-002-02-10	Viáticos de los funcionarios en comisión	735,176,000.00	0.00	133,682,996.00	868,858,996.00	0.00	868,858,996.00	66,828,620.00	355,050,776.00	40.86	65,354,881.00	351,593,231.00	40.47
3-01-002-02-10-0001	Viáticos y gastos de viaje CSU	3,467,000.00	0.00	0.00	3,467,000.00	0.00	3,467,000.00	0.00	0.00	0.00	0.00	0.00	0.00
3-01-002-02-10-0001-00	Viáticos y gastos de viaje CSU	3,467,000.00	0.00	0.00	3,467,000.00	0.00	3,467,000.00	0.00	0.00	0.00	0.00	0.00	0.00
3-01-002-02-10-0002	Viáticos y gastos de viaje - UAA	730,296,000.00	0.00	132,540,900.00	862,836,900.00	0.00	862,836,900.00	66,389,036.00	352,907,795.00	40.90	64,915,297.00	349,450,250.00	40.50
3-01-002-02-10-0002-01	Viáticos y Gastos de Viaje - UAA	730,296,000.00	0.00	132,540,900.00	862,836,900.00	0.00	862,836,900.00	66,389,036.00	352,907,795.00	40.90	64,915,297.00	349,450,250.00	40.50

**SISTEMA DE PRESUPUESTO**  
**EJECUCION PRESUPUESTO**  
**INFORME DE EJECUCION DEL PRESUPUESTO DE GASTOS E INVERSIONES**

30-08-2024  
 10:43

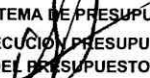
ENTIDAD: 230 - UNIVERSIDAD DISTRITAL FRANCISCO JOSE DE CALDAS		MES: AGOSTO											
UNIDAD EJECUTORA: 01 - RECTOR		VIGENCIA FISCAL: 2024											
RUBRO PRESUPUESTAL		APROPIACION						TOTAL COMPROMISOS		EJECUC. PRESUP.	AUTORIZACION DE GIRO		EJEC. AUT. GIRO %
CODIGO	NOMBRE	INICIAL	MODIFICACIONES		VIGENTE	SUSPENSION	DISPONIBLE	MES	ACUMULADO		MES	ACUMULADO	
1	2	3	MES 4	ACUMULADO 5	6=(3+5)	7	8=(6-7)	9	10	11=(10/8)	12	13	14=(13/8)
3-01-002-02-02-10-0003	Viáticos y gastos de viaje - Organizaciones Sindicales	1,413,000.00	0.00	1,142,096.00	2,555,096.00	0.00	2,555,096.00	439,584.00	2,142,981.00	83.87	439,584.00	2,142,981.00	83.87
3-01-002-02-02-10-0003-00	Viáticos y gastos de viaje - Organizaciones Sindicales	1,413,000.00	0.00	1,142,096.00	2,555,096.00	0.00	2,555,096.00	439,584.00	2,142,981.00	83.87	439,584.00	2,142,981.00	83.87
3-01-003	Transferencias corrientes	63,794,453,000.00	0.00	300,000,000.00	64,094,453,000.00	0.00	64,094,453,000.00	6,752,695,398.00	57,152,376,203.00	89.17	6,752,695,398.00	57,152,348,203.00	89.17
3-01-003-07	Prestaciones para cubrir riesgos sociales	63,794,453,000.00	0.00	0.00	63,794,453,000.00	0.00	63,794,453,000.00	6,752,695,398.00	57,152,376,203.00	89.59	6,752,695,398.00	57,152,348,203.00	89.59
3-01-003-07-02	Prestaciones sociales relacionadas con el empleo	63,794,453,000.00	0.00	0.00	63,794,453,000.00	0.00	63,794,453,000.00	6,752,695,398.00	57,152,376,203.00	89.59	6,752,695,398.00	57,152,348,203.00	89.59
3-01-003-07-02-02	Cuotas partes pensionales (de pensiones)	1,500,000,000.00	0.00	0.00	1,500,000,000.00	0.00	1,500,000,000.00	112,282,664.00	586,723,722.00	39.11	112,282,664.00	586,723,722.00	39.11
3-01-003-07-02-02-0002	Cuotas partes pensionales a cargo de la entidad (de pensiones)	1,500,000,000.00	0.00	0.00	1,500,000,000.00	0.00	1,500,000,000.00	112,282,664.00	586,723,722.00	39.11	112,282,664.00	586,723,722.00	39.11
3-01-003-07-02-02-0002-00	Cuotas partes pensionales a cargo de la entidad (de pensiones)	1,500,000,000.00	0.00	0.00	1,500,000,000.00	0.00	1,500,000,000.00	112,282,664.00	586,723,722.00	39.11	112,282,664.00	586,723,722.00	39.11
3-01-003-07-02-03	Bonos pensionales (de pensiones)	2,000,000,000.00	0.00	0.00	2,000,000,000.00	0.00	2,000,000,000.00	477,021,000.00	1,748,155,532.00	87.41	477,021,000.00	1,748,155,532.00	87.41
3-01-003-07-02-03-0002	Bonos pensionales a cargo de la entidad (de pensiones)	2,000,000,000.00	0.00	0.00	2,000,000,000.00	0.00	2,000,000,000.00	477,021,000.00	1,748,155,532.00	87.41	477,021,000.00	1,748,155,532.00	87.41
3-01-003-07-02-03-0002-04	Reserva pensional	2,000,000,000.00	0.00	0.00	2,000,000,000.00	0.00	2,000,000,000.00	477,021,000.00	1,748,155,532.00	87.41	477,021,000.00	1,748,155,532.00	87.41
3-01-003-07-02-12	Mesadas pensionales a cargo de la entidad (de pensiones)	60,294,453,000.00	0.00	0.00	60,294,453,000.00	0.00	60,294,453,000.00	6,163,391,734.00	54,817,496,949.00	90.92	6,163,391,734.00	54,817,468,949.00	90.92
3-01-003-07-02-12-0000	Mesadas pensionales a cargo de la entidad (de pensiones)	60,294,453,000.00	0.00	0.00	60,294,453,000.00	0.00	60,294,453,000.00	6,163,391,734.00	54,817,496,949.00	90.92	6,163,391,734.00	54,817,468,949.00	90.92
3-01-003-07-02-12-0000-00	Mesadas pensionales a cargo de la entidad (de pensiones)	60,294,453,000.00	0.00	0.00	60,294,453,000.00	0.00	60,294,453,000.00	6,163,391,734.00	54,817,496,949.00	90.92	6,163,391,734.00	54,817,468,949.00	90.92
3-01-003-13	Sentencias y conciliaciones	0.00	0.00	300,000,000.00	300,000,000.00	0.00	300,000,000.00	0.00	0.00	0.00	0.00	0.00	0.00
3-01-003-13-01	Fallos Nacionales	0.00	0.00	300,000,000.00	300,000,000.00	0.00	300,000,000.00	0.00	0.00	0.00	0.00	0.00	0.00
3-01-003-13-01-01	Sentencias	0.00	0.00	300,000,000.00	300,000,000.00	0.00	300,000,000.00	0.00	0.00	0.00	0.00	0.00	0.00
3-01-003-13-01-01-0001	Sentencias, conciliaciones y reclamaciones en el marco de actividades de extensión.	0.00	0.00	300,000,000.00	300,000,000.00	0.00	300,000,000.00	0.00	0.00	0.00	0.00	0.00	0.00
3-01-003-13-01-01-0001-00	Sentencias	0.00	0.00	300,000,000.00	300,000,000.00	0.00	300,000,000.00	0.00	0.00	0.00	0.00	0.00	0.00
3-01-007	Disminución de pasivos	3,545,263,000.00	0.00	0.00	3,545,263,000.00	0.00	3,545,263,000.00	162,762,637.00	1,236,920,224.00	34.89	162,762,637.00	1,236,920,224.00	34.89
3-01-007-01	Cesantías	3,545,263,000.00	0.00	0.00	3,545,263,000.00	0.00	3,545,263,000.00	162,762,637.00	1,236,920,224.00	34.89	162,762,637.00	1,236,920,224.00	34.89
3-01-007-01-01	Cesantías definitivas	1,966,273,000.00	0.00	0.00	1,966,273,000.00	0.00	1,966,273,000.00	62,762,637.00	296,383,685.00	15.07	62,762,637.00	296,383,685.00	15.07
3-01-007-01-01-00	Cesantías definitivas	1,966,273,000.00	0.00	0.00	1,966,273,000.00	0.00	1,966,273,000.00	62,762,637.00	296,383,685.00	15.07	62,762,637.00	296,383,685.00	15.07

**SISTEMA DE PRESUPUESTO**  
**EJECUCION PRESUPUESTO**  
**INFORME DE EJECUCION DEL PRESUPUESTO DE GASTOS E INVERSIONES**

30-08-2024

10:43

ENTIDAD: 230 - UNIVERSIDAD DISTRITAL FRANCISCO JOSE DE CALDAS		MES: AGOSTO											
UNIDAD EJECUTORA: 01 - RECTOR		VIGENCIA FISCAL: 2024											
RUBRO PRESUPUESTAL		APROPACION						TOTAL COMPROMISOS		EJECUC. PRESUP.	AUTORIZACION DE GIRO		EJEC. AUT. GIRO %
CODIGO 1	NOMBRE 2	INICIAL 3	MODIFICACIONES		VIGENTE 6=(3+5)	SUSPENSION 7	DISPONIBLE 8=(6-7)	MES 9	ACUMULADO 10	[11=10/8]	AUTORIZACION DE GIRO		[14=13/8]
			MES 4	ACUMULADO 5							MES 12	ACUMULADO 13	
3-01-007-01-01-00-0000	Cesantias definitivas	1,966,273,000.00	0.00	0.00	1,966,273,000.00	0.00	1,966,273,000.00	62,762,637.00	296,383,685.00	15.07	62,762,637.00	296,383,685.00	15.07
3-01-007-01-01-00-0000-00	Cesantias definitivas	1,966,273,000.00	0.00	0.00	1,966,273,000.00	0.00	1,966,273,000.00	62,762,637.00	296,383,685.00	15.07	62,762,637.00	296,383,685.00	15.07
3-01-007-01-02	Cesantias parciales	1,578,990,000.00	0.00	0.00	1,578,990,000.00	0.00	1,578,990,000.00	100,000,000.00	940,536,539.00	59.57	100,000,000.00	940,536,539.00	59.57
3-01-007-01-02-00	Cesantias parciales	1,578,990,000.00	0.00	0.00	1,578,990,000.00	0.00	1,578,990,000.00	100,000,000.00	940,536,539.00	59.57	100,000,000.00	940,536,539.00	59.57
3-01-007-01-02-00-0000	Cesantias parciales	1,578,990,000.00	0.00	0.00	1,578,990,000.00	0.00	1,578,990,000.00	100,000,000.00	940,536,539.00	59.57	100,000,000.00	940,536,539.00	59.57
3-01-007-01-02-00-0000-00	Cesantias parciales	1,578,990,000.00	0.00	0.00	1,578,990,000.00	0.00	1,578,990,000.00	100,000,000.00	940,536,539.00	59.57	100,000,000.00	940,536,539.00	59.57
3-01-008	Gastos por tributos, tasas, contribuciones, multas, sanciones e intereses de mora	742,352,000.00	0.00	68,993,197.00	811,345,197.00	0.00	811,345,197.00	1,596,051.00	783,907,686.00	96.62	1,596,051.00	783,907,686.00	96.62
3-01-008-01	Impuestos	692,352,000.00	0.00	68,993,197.00	761,345,197.00	0.00	761,345,197.00	0.00	747,119,197.00	98.13	0.00	747,119,197.00	98.13
3-01-008-01-05	Impuesto al patrimonio	692,352,000.00	0.00	68,993,197.00	761,345,197.00	0.00	761,345,197.00	0.00	747,119,197.00	98.13	0.00	747,119,197.00	98.13
3-01-008-01-05-01	Impuesto sobre vehiculos automotores	6,588,000.00	0.00	0.00	6,588,000.00	0.00	6,588,000.00	0.00	362,000.00	5.49	0.00	362,000.00	5.49
3-01-008-01-05-01-0000	Impuesto sobre vehiculos automotores	6,588,000.00	0.00	0.00	6,588,000.00	0.00	6,588,000.00	0.00	362,000.00	5.49	0.00	362,000.00	5.49
3-01-008-01-05-01-0000-00	Impuesto sobre vehiculos automotores	6,588,000.00	0.00	0.00	6,588,000.00	0.00	6,588,000.00	0.00	362,000.00	5.49	0.00	362,000.00	5.49
3-01-008-01-05-02	Impuesto predial unificado	685,764,000.00	0.00	68,993,197.00	754,757,197.00	0.00	754,757,197.00	0.00	746,757,197.00	98.94	0.00	746,757,197.00	98.94
3-01-008-01-05-02-0000	Impuesto predial unificado	685,764,000.00	0.00	68,993,197.00	754,757,197.00	0.00	754,757,197.00	0.00	746,757,197.00	98.94	0.00	746,757,197.00	98.94
3-01-008-01-05-02-0000-00	Impuesto predial unificado	685,764,000.00	0.00	68,993,197.00	754,757,197.00	0.00	754,757,197.00	0.00	746,757,197.00	98.94	0.00	746,757,197.00	98.94
3-01-008-05	Multas, sanciones e intereses de mora	50,000,000.00	0.00	0.00	50,000,000.00	0.00	50,000,000.00	1,596,051.00	36,788,489.00	73.58	1,596,051.00	36,788,489.00	73.58
3-01-008-05-01	Multas y sanciones	50,000,000.00	0.00	0.00	50,000,000.00	0.00	50,000,000.00	1,596,051.00	36,788,489.00	73.58	1,596,051.00	36,788,489.00	73.58
3-01-008-05-01-04	Sanciones administrativas	50,000,000.00	0.00	0.00	50,000,000.00	0.00	50,000,000.00	1,596,051.00	36,788,489.00	73.58	1,596,051.00	36,788,489.00	73.58
3-01-008-05-01-04-0000	Sanciones administrativas	50,000,000.00	0.00	0.00	50,000,000.00	0.00	50,000,000.00	1,596,051.00	36,788,489.00	73.58	1,596,051.00	36,788,489.00	73.58
3-01-008-05-01-04-0000-00	Sanciones administrativas	50,000,000.00	0.00	0.00	50,000,000.00	0.00	50,000,000.00	1,596,051.00	36,788,489.00	73.58	1,596,051.00	36,788,489.00	73.58
3-03	INVERSION	35,065,642,000.00	0.00	5,978,376,825.00	41,044,018,825.00	0.00	41,044,018,825.00	868,699,750.00	13,104,049,668.00	31.93	997,046,849.00	5,684,549,631.00	13.85
3-03-001	DIRECTA	34,865,642,000.00	0.00	5,978,376,825.00	40,844,018,825.00	0.00	40,844,018,825.00	868,699,750.00	13,102,049,668.00	32.08	997,046,849.00	5,682,549,631.00	13.91
3-03-001-16	UN NUEVO CONTRATO SOCIAL Y AMBIENTAL PARA LA BOGOTÁ DEL SIGLO XXI	34,865,642,000.00	0.00	-22,604,798,415.00	12,260,843,585.00	0.00	12,260,843,585.00	-144,500.00	12,233,205,418.00	99.77	891,181,965.00	5,576,684,747.00	45.48
3-03-001-16-01	Hacer un nuevo contrato social con igualdad de oportunidades para la	34,865,642,000.00	0.00	-22,604,798,415.00	12,260,843,585.00	0.00	12,260,843,585.00	-144,500.00	12,233,205,418.00	99.77	891,181,965.00	5,576,684,747.00	45.48

  
**SISTEMA DE PRESUPUESTO**  
**EJECUCIÓN PRESUPUESTO**  
**INFORME DE EJECUCION DEL PRESUPUESTO DE GASTOS E INVERSIONES**

30-08-2024  
10:43

ENTIDAD:		230 - UNIVERSIDAD DISTRITAL FRANCISCO JOSE DE CALDAS							MES:		AGOSTO			
UNIDAD EJECUTORA:		01 - RECTOR							VIGENCIA FISCAL:		2024			
RUBRO PRESUPUESTAL		APROPIACION							TOTAL COMPROMISOS		EJECUC. PRESUP. (11=10/8)	AUTORIZACION DE GIRO		EJEC. AUT. GIRO % (14=13/8)
CODIGO	NOMBRE	INICIAL	MODIFICACIONES		VIGENTE	SUSPENSION	DISPONIBLE	MES	ACUMULADO	MES		ACUMULADO		
1	2	3	MES 4	ACUMULADO 5	6=(3+5)	7	8=(6-7)	9	10	12	13	14=13/8		
3-03-001-16-01-17	inclusión social, productiva y Política *Programa 17. Jóvenes con capacidades: Proyecto de vida para la ciudadanía, la innovación y el	34,865,642,000.00	0.00	-22,604,798,415.00	12,260,843,585.00	0.00	12,260,843,585.00	-144,500.00	12,233,205,418.00	99.77	891,181,965.00	5,576,684,747.00	45.48	
3-03-001-16-01-17-7821	Fortalecimiento y Dotación de Laboratorios, Talleres, Centros y Aulas de la Universidad Distrital Francisco José de Cal	3,888,855,000.00	0.00	-3,319,617,665.00	569,237,335.00	0.00	569,237,335.00	0.00	561,056,085.00	98.56	7,990,000.00	7,990,000.00	1.40	
3-03-001-16-01-17-7821-00	Fortalecimiento y Dotación de Laboratorios, Talleres, Centros y Aulas de la Universidad Distrital Francisco José de Cal	3,888,855,000.00	0.00	-3,319,617,665.00	569,237,335.00	0.00	569,237,335.00	0.00	561,056,085.00	98.56	7,990,000.00	7,990,000.00	1.40	
3-03-001-16-01-17-7866	Fortalecimiento a la Promoción para la Excelencia Académica.	600,000,000.00	0.00	-28,157,500.00	571,842,500.00	0.00	571,842,500.00	0.00	571,842,500.00	100.00	0.00	268,495,942.00	46.95	
3-03-001-16-01-17-7866-00	Fortalecimiento a la Promoción para la Excelencia Académica.	600,000,000.00	0.00	-28,157,500.00	571,842,500.00	0.00	571,842,500.00	0.00	571,842,500.00	100.00	0.00	268,495,942.00	46.95	
3-03-001-16-01-17-7875	Fortalecimiento y promoción de la investigación y desarrollo científico de la Universidad Distrital	4,791,640,000.00	0.00	-1,290,050,591.00	3,501,589,409.00	0.00	3,501,589,409.00	-144,500.00	3,484,898,692.00	99.52	348,601,433.00	1,960,351,531.00	55.98	
3-03-001-16-01-17-7875-00	Fortalecimiento y promoción de la investigación y desarrollo científico de la Universidad Distrital	4,791,640,000.00	0.00	-1,290,050,591.00	3,501,589,409.00	0.00	3,501,589,409.00	-144,500.00	3,484,898,692.00	99.52	348,601,433.00	1,960,351,531.00	55.98	
3-03-001-16-01-17-7878	Fortalecimiento, fomento y desarrollo de entornos virtuales en la UD	1,000,000,000.00	0.00	-110,939,773.00	889,060,227.00	0.00	889,060,227.00	0.00	889,060,227.00	100.00	81,725,828.00	408,839,574.00	45.99	
3-03-001-16-01-17-7878-00	Fortalecimiento, fomento y desarrollo de entornos virtuales en la UD	1,000,000,000.00	0.00	-110,939,773.00	889,060,227.00	0.00	889,060,227.00	0.00	889,060,227.00	100.00	81,725,828.00	408,839,574.00	45.99	
3-03-001-16-01-17-7889	Fortalecimiento del modelo de servicios Centro de Recursos para el Aprendizaje y la Investigación- CRAI de la Universidad	2,147,214,000.00	0.00	-408,415,556.00	1,738,798,444.00	0.00	1,738,798,444.00	0.00	1,738,798,444.00	100.00	39,094,324.00	1,038,141,356.00	59.70	
3-03-001-16-01-17-7889-00	Fortalecimiento del modelo de servicios Centro de Recursos para el Aprendizaje y la Investigación- CRAI de la Universidad	2,147,214,000.00	0.00	-408,415,556.00	1,738,798,444.00	0.00	1,738,798,444.00	0.00	1,738,798,444.00	100.00	39,094,324.00	1,038,141,356.00	59.70	
3-03-001-16-01-17-7892	Desarrollo y Fortalecimiento de los Doctorados de la Universidad Distrital Francisco José de Caldas	2,147,214,000.00	0.00	-305,548,705.00	1,841,665,295.00	0.00	1,841,665,295.00	0.00	1,838,899,095.00	99.85	162,301,561.00	887,062,278.00	48.17	
3-03-001-16-01-17-7892-00	Desarrollo y Fortalecimiento de los Doctorados de la Universidad Distrital Francisco José de Caldas	2,147,214,000.00	0.00	-305,548,705.00	1,841,665,295.00	0.00	1,841,665,295.00	0.00	1,838,899,095.00	99.85	162,301,561.00	887,062,278.00	48.17	
3-03-001-16-01-17-7894	Dotación de los laboratorios del proyecto Enseno de la Universidad Distrital Francisco José de Caldas	3,300,000,000.00	0.00	-3,084,019,822.00	215,980,178.00	0.00	215,980,178.00	0.00	215,980,178.00	100.00	92,067,731.00	103,844,167.00	48.08	
3-03-001-16-01-17-7894-00	Dotación de los laboratorios del proyecto Enseno de la Universidad Distrital Francisco José de Caldas	3,300,000,000.00	0.00	-3,084,019,822.00	215,980,178.00	0.00	215,980,178.00	0.00	215,980,178.00	100.00	92,067,731.00	103,844,167.00	48.08	
3-03-001-16-01-17-7896	Fortalecimiento y Ampliación de la infraestructura física de la Universidad Distrital Francisco José de Caldas	12,777,708,000.00	0.00	-12,377,781,181.00	399,926,819.00	0.00	399,926,819.00	0.00	399,926,819.00	100.00	10,960,316.00	224,374,245.00	56.10	
3-03-001-16-01-17-7896-00	Fortalecimiento y Ampliación de la infraestructura física de la Universidad Distrital Francisco José de Caldas	12,777,708,000.00	0.00	-12,377,781,181.00	399,926,819.00	0.00	399,926,819.00	0.00	399,926,819.00	100.00	10,960,316.00	224,374,245.00	56.10	

h

**SISTEMA DE PRESUPUESTO**  
**EJECUCION PRESUPUESTO**  
**INFORME DE EJECUCION DEL PRESUPUESTO DE GASTOS E INVERSIONES**

30-08-2024

10:43

ENTIDAD:		230 - UNIVERSIDAD DISTRITAL FRANCISCO JOSE DE CALDAS							MES:		AGOSTO			
UNIDAD EJECUTORA:		01 - RECTOR							VIGENCIA FISCAL:		2024			
RUBRO PRESUPUESTAL		APROPIACION							TOTAL COMPROMISOS		EJECUC. PRESUP.	AUTORIZACION DE GIRO		EJEC. AUT. GIRO % (14=13/8)
CODIGO	NOMBRE	INICIAL	MODIFICACIONES		VIGENTE	SUSPENSION	DISPONIBLE	MES	ACUMULADO	MES		ACUMULADO		
1	2	3	MES 4	ACUMULADO 5	6=(3+5)	7	8=(6-7)	9	10	11=(10/8)	12	13	14=(13/8)	
3-03-001-16-01-17-7897-00	Fortalecimiento y Modernización de la	0.00	0.00	0.00	0.00	0.00	0.00	0.00	0.00	0.00	0.00	0.00	0.00	0.00
3-03-001-16-01-17-7899	Fortalecimiento y Modernización de la Infraestructura tecnológica de la Universidad Distrital Francisco José de Caldas	2,853,011,000.00	0.00	-1,671,721,959.00	1,181,289,041.00	0.00	1,181,289,041.00	0.00	1,181,289,041.00	100.00	0.00	0.00	0.00	
3-03-001-16-01-17-7899-00	Fortalecimiento y Modernización de la	2,853,011,000.00	0.00	-1,671,721,959.00	1,181,289,041.00	0.00	1,181,289,041.00	0.00	1,181,289,041.00	100.00	0.00	0.00	0.00	
3-03-001-16-01-17-7900	Implementación y establecimiento de la gobernanza entre los diferentes servicios de Tecnología de la Información	1,360,000,000.00	0.00	-8,545,663.00	1,351,454,337.00	0.00	1,351,454,337.00	0.00	1,351,454,337.00	100.00	148,440,772.00	677,585,654.00	50.14	
3-03-001-16-01-17-7900-00	Implementación y establecimiento de la	1,360,000,000.00	0.00	-8,545,663.00	1,351,454,337.00	0.00	1,351,454,337.00	0.00	1,351,454,337.00	100.00	148,440,772.00	677,585,654.00	50.14	
3-03-001-17	BOGOTÁ CAMINA SEGURA	0.00	0.00	28,583,175,240.00	28,583,175,240.00	0.00	28,583,175,240.00	868,844,250.00	868,844,250.00	3.04	105,864,884.00	105,864,884.00	0.37	
3-03-001-17-22	*Objetivo estratégico D3. Bogotá confía en su	0.00	0.00	28,583,175,240.00	28,583,175,240.00	0.00	28,583,175,240.00	868,844,250.00	868,844,250.00	3.04	105,864,884.00	105,864,884.00	0.37	
3-03-001-17-22-02	Programa 17. Formación para el trabajo y acceso a oportunidades educativas	0.00	0.00	28,583,175,240.00	28,583,175,240.00	0.00	28,583,175,240.00	868,844,250.00	868,844,250.00	3.04	105,864,884.00	105,864,884.00	0.37	
3-03-001-17-22-02-2024	Programa 17. Formación para el trabajo y acceso a oportunidades educativas.	0.00	0.00	28,583,175,240.00	28,583,175,240.00	0.00	28,583,175,240.00	868,844,250.00	868,844,250.00	3.04	105,864,884.00	105,864,884.00	0.37	
3-03-001-17-22-02-2024-02	Desarrollo y modernización de los pro	0.00	0.00	1,227,334.00	1,227,334.00	0.00	1,227,334.00	0.00	0.00	0.00	0.00	0.00	0.00	
3-03-001-17-22-02-2024-02	Ampliación y Mejoramiento de la infrae	0.00	0.00	13,136,245,516.00	13,136,245,516.00	0.00	13,136,245,516.00	745,451,182.00	745,451,182.00	5.67	0.00	0.00	0.00	
3-03-001-17-22-02-2024-02	Fortalecimiento de estrategias para dis	0.00	0.00	450,000,000.00	450,000,000.00	0.00	450,000,000.00	0.00	0.00	0.00	0.00	0.00	0.00	
3-03-001-17-22-02-2024-02	Fortalecimiento de las capacidades de	0.00	0.00	1,290,050,591.00	1,290,050,591.00	0.00	1,290,050,591.00	80,513,068.00	80,513,068.00	6.24	62,984,884.00	62,984,884.00	4.88	
3-03-001-17-22-02-2024-02	Incremento del acceso y el impacto so	0.00	0.00	403,348,527.00	403,348,527.00	0.00	403,348,527.00	42,880,000.00	42,880,000.00	10.63	42,880,000.00	42,880,000.00	10.63	
3-03-001-17-22-02-2024-02	Fortalecimiento del uso y apropiación	0.00	0.00	183,292,344.00	183,292,344.00	0.00	183,292,344.00	0.00	0.00	0.00	0.00	0.00	0.00	
3-03-001-17-22-02-2024-02	Fortalecimiento de la capacidad para l	0.00	0.00	10,005,786,646.00	10,005,786,646.00	0.00	10,005,786,646.00	0.00	0.00	0.00	0.00	0.00	0.00	
3-03-001-17-22-02-2024-02	Fortalecimiento de los componentes te	0.00	0.00	2,354,808,726.00	2,354,808,726.00	0.00	2,354,808,726.00	0.00	0.00	0.00	0.00	0.00	0.00	
3-03-001-17-22-02-2024-02	Fortalecimiento de las líneas de servic	0.00	0.00	758,415,556.00	758,415,556.00	0.00	758,415,556.00	0.00	0.00	0.00	0.00	0.00	0.00	
3-03-003	TRANSFERENCIAS CORRIENTES	200,000,000.00	0.00	0.00	200,000,000.00	0.00	200,000,000.00	0.00	2,000,000.00	1.00	0.00	2,000,000.00	1.00	
3-03-003-05	A ENTIDADES DEL GOBIERNO	200,000,000.00	0.00	0.00	200,000,000.00	0.00	200,000,000.00	0.00	2,000,000.00	1.00	0.00	2,000,000.00	1.00	
3-03-003-05-09	A OTRAS ENTIDADES DEL GOBIERNO GENERAL	200,000,000.00	0.00	0.00	200,000,000.00	0.00	200,000,000.00	0.00	2,000,000.00	1.00	0.00	2,000,000.00	1.00	
3-03-003-05-09-54	A ESTABLECIMIENTOS PUBLICOS Y UNIDADES ADMINISTRATIVAS	200,000,000.00	0.00	0.00	200,000,000.00	0.00	200,000,000.00	0.00	2,000,000.00	1.00	0.00	2,000,000.00	1.00	

**SISTEMA DE PRESUPUESTO**  
**EJECUCION PRESUPUESTO**  
**INFORME DE EJECUCION DEL PRESUPUESTO DE GASTOS E INVERSIONES**

30-08-2024  
10:43

<b>ENTIDAD:</b> 230 - UNIVERSIDAD DISTRITAL FRANCISCO JOSE DE CALDAS		<b>MES:</b> AGOSTO											
<b>UNIDAD EJECUTORA:</b> 01 - RECTOR		<b>VIGENCIA FISCAL:</b> 2024											
RUBRO PRESUPUESTAL		APROPIACION						TOTAL COMPROMISOS		EJECUC. PRESUP.	AUTORIZACION DE GIRO		EJEC. AUT. GIRO %
CODIGO	NOMBRE	INICIAL	MODIFICACIONES		VIGENTE	SUSPENSION	DISPONIBLE	MES	ACUMULADO		MES	ACUMULADO	
1	2	3	MES	ACUMULADO	6=(3+5)	7	8=(6-7)	9	10	11=(10/8)	12	13	14=(13/8)
3-03-003-05-09-54-0022	ESPECIALES OTROS ORGANISMOS	200,000,000.00	0.00	0.00	200,000,000.00	0.00	200,000,000.00	0.00	2,000,000.00	1.00	0.00	2,000,000.00	1.00
3-03-003-05-09-54-0022-01	Préstamos Ordinarios Administrativos	50,000,000.00	0.00	0.00	50,000,000.00	0.00	50,000,000.00	0.00	2,000,000.00	4.00	0.00	2,000,000.00	4.00
3-03-003-05-09-54-0022-02	Vivienda Administrativos	150,000,000.00	0.00	0.00	150,000,000.00	0.00	150,000,000.00	0.00	0.00	0.00	0.00	0.00	0.00

  
**RESPONSABLE DEL PRESUPUESTO**

  
**ORDENADOR DEL GASTO**