
SISTEMA DE PRESUPUESTO
EJECUCION PRESUPUESTO
INFORME DE EJECUCION DEL PRESUPUESTO DE GASTOS E INVERSIONES

08-10-2024

11:35

ENTIDAD:		230 - UNIVERSIDAD DISTRITAL FRANCISCO JOSE DE CALDAS							MES:		SEPTIEMBRE			
UNIDAD EJECUTORA:		01 - RECTOR							VIGENCIA FISCAL:		2024			
RUBRO PRESUPUESTAL		APROPIACION						TOTAL COMPROMISOS		EJECUC. PRESUP.	AUTORIZACION DE GIRO		EJEC. AUT. GIRO %	
CODIGO	NOMBRE	INICIAL	MODIFICACIONES		VIGENTE	SUSPENSION	DISPONIBLE	MES	ACUMULADO		MES	ACUMULADO		
1	2	3	MES	ACUMULADO	6=(3+5)	7	8=(6-7)	9	10	11=(10/8)	12	13	14=(13/8)	
3	GASTOS	483,905,202,000.00	24,895,375,994.00	36,867,225,901.00	520,772,427,901.00	0.00	520,772,427,901.00	34,015,835,248.00	374,621,259,396.00	71.94	34,568,267,468.00	307,677,273,785.00	59.08	
3-01	Funcionamiento	448,839,560,000.00	21,481,651,400.00	27,475,124,482.00	476,314,684,482.00	0.00	476,314,684,482.00	30,267,865,225.00	357,769,239,705.00	75.11	33,256,287,281.00	300,680,743,967.00	63.13	
3-01-001	Gastos de personal	276,307,327,000.00	3,767,053,295.00	1,959,291,084.00	278,266,618,084.00	0.00	278,266,618,084.00	12,907,697,960.00	194,316,204,828.00	69.83	19,541,186,005.00	169,263,816,902.00	60.83	
3-01-001-01	Planta de personal permanente	203,513,596,000.00	-2,257,520,537.00	-5,972,446,309.00	197,541,149,691.00	0.00	197,541,149,691.00	11,683,284,463.00	128,259,162,776.00	64.93	12,089,167,801.00	124,847,448,846.00	63.20	
3-01-001-01-01	Factores constitutivos de salario	155,280,196,000.00	-1,867,520,537.00	-4,120,681,805.00	151,159,514,195.00	0.00	151,159,514,195.00	9,196,765,560.00	95,229,758,867.00	63.00	9,612,984,720.00	91,828,360,759.00	60.75	
3-01-001-01-01-11	Sueldo básico	109,837,565,000.00	-1,618,627,618.00	-2,895,768,011.00	106,941,796,989.00	0.00	106,941,796,989.00	8,000,134,583.00	72,888,678,627.00	68.16	8,000,134,583.00	72,888,678,627.00	68.16	
3-01-001-01-01-11-0001	Sueldo Básico Administrativos	15,431,300,000.00	-1,618,627,618.00	-2,895,768,011.00	12,535,531,989.00	0.00	12,535,531,989.00	936,668,225.00	8,158,371,173.00	65.08	936,668,225.00	8,158,371,173.00	65.08	
3-01-001-01-01-11-0001-00	Sueldo Básico Administrativos	15,431,300,000.00	-1,618,627,618.00	-2,895,768,011.00	12,535,531,989.00	0.00	12,535,531,989.00	936,668,225.00	8,158,371,173.00	65.08	936,668,225.00	8,158,371,173.00	65.08	
3-01-001-01-01-11-0002	Sueldo Básico Docentes	92,999,065,000.00	0.00	0.00	92,999,065,000.00	0.00	92,999,065,000.00	6,949,856,377.00	63,640,376,553.00	68.43	6,949,856,377.00	63,640,376,553.00	68.43	
3-01-001-01-01-11-0002-00	Sueldo Básico Docentes	92,999,065,000.00	0.00	0.00	92,999,065,000.00	0.00	92,999,065,000.00	6,949,856,377.00	63,640,376,553.00	68.43	6,949,856,377.00	63,640,376,553.00	68.43	
3-01-001-01-01-11-0003	Sueldo Trabajadores Oficiales	1,407,200,000.00	0.00	0.00	1,407,200,000.00	0.00	1,407,200,000.00	113,609,981.00	1,089,930,901.00	77.45	113,609,981.00	1,089,930,901.00	77.45	
3-01-001-01-01-11-0003-00	Sueldo Trabajadores Oficiales	1,407,200,000.00	0.00	0.00	1,407,200,000.00	0.00	1,407,200,000.00	113,609,981.00	1,089,930,901.00	77.45	113,609,981.00	1,089,930,901.00	77.45	
3-01-001-01-01-12	Horas extras, dominicales, festivos y recargos	199,200,000.00	0.00	0.00	199,200,000.00	0.00	199,200,000.00	17,981,389.00	140,693,484.00	70.63	17,981,389.00	140,693,484.00	70.63	
3-01-001-01-01-12-0001	Horas Extras, Dominicales, Festivos, Administrativos	199,200,000.00	0.00	0.00	199,200,000.00	0.00	199,200,000.00	17,981,389.00	140,693,484.00	70.63	17,981,389.00	140,693,484.00	70.63	
3-01-001-01-01-12-0001-00	Horas Extras, Dominicales, Festivos, Administrativos	199,200,000.00	0.00	0.00	199,200,000.00	0.00	199,200,000.00	17,981,389.00	140,693,484.00	70.63	17,981,389.00	140,693,484.00	70.63	
3-01-001-01-01-13	Gastos de representación	746,900,000.00	0.00	0.00	746,900,000.00	0.00	746,900,000.00	49,475,731.00	486,355,332.00	65.12	49,475,731.00	486,355,332.00	65.12	
3-01-001-01-01-13-0001	Gastos de Representación Administrativos	746,900,000.00	0.00	0.00	746,900,000.00	0.00	746,900,000.00	49,475,731.00	486,355,332.00	65.12	49,475,731.00	486,355,332.00	65.12	
3-01-001-01-01-13-0001-00	Gastos de Representación Administrativos	746,900,000.00	0.00	0.00	746,900,000.00	0.00	746,900,000.00	49,475,731.00	486,355,332.00	65.12	49,475,731.00	486,355,332.00	65.12	
3-01-001-01-01-14	Subsidio de alimentación	84,100,000.00	0.00	0.00	84,100,000.00	0.00	84,100,000.00	6,675,335.00	61,685,508.00	73.35	6,675,335.00	61,685,508.00	73.35	
3-01-001-01-01-14-0000	Subsidio de alimentación	84,100,000.00	0.00	0.00	84,100,000.00	0.00	84,100,000.00	6,675,335.00	61,685,508.00	73.35	6,675,335.00	61,685,508.00	73.35	
3-01-001-01-01-14-0000-00	Subsidio de alimentación	84,100,000.00	0.00	0.00	84,100,000.00	0.00	84,100,000.00	6,675,335.00	61,685,508.00	73.35	6,675,335.00	61,685,508.00	73.35	
3-01-001-01-01-15	Auxilio de transporte	84,400,000.00	0.00	0.00	84,400,000.00	0.00	84,400,000.00	6,463,988.00	59,732,491.00	70.77	6,463,988.00	59,732,491.00	70.77	
3-01-001-01-01-15-0000	Auxilio de transporte	84,400,000.00	0.00	0.00	84,400,000.00	0.00	84,400,000.00	6,463,988.00	59,732,491.00	70.77	6,463,988.00	59,732,491.00	70.77	
3-01-001-01-01-15-0000-00	Auxilio de transporte	84,400,000.00	0.00	0.00	84,400,000.00	0.00	84,400,000.00	6,463,988.00	59,732,491.00	70.77	6,463,988.00	59,732,491.00	70.77	
3-01-001-01-01-17	Bonificación por servicios prestados	3,206,500,000.00	0.00	0.00	3,206,500,000.00	0.00	3,206,500,000.00	651,448,397.00	2,613,196,634.00	81.50	651,448,397.00	2,613,196,634.00	81.50	
3-01-001-01-01-17-0001	Bonificación por Servicios Prestados Administrativos	494,500,000.00	0.00	0.00	494,500,000.00	0.00	494,500,000.00	52,708,080.00	308,359,198.00	62.36	52,708,080.00	308,359,198.00	62.36	
3-01-001-01-01-17-0001-00	Bonificación por Servicios Prestados Administrativos	494,500,000.00	0.00	0.00	494,500,000.00	0.00	494,500,000.00	52,708,080.00	308,359,198.00	62.36	52,708,080.00	308,359,198.00	62.36	

SISTEMA DE PRESUPUESTO
EJECUCION PRESUPUESTO
INFORME DE EJECUCION DEL PRESUPUESTO DE GASTOS E INVERSIONES

08-10-2024
11:35

ENTIDAD: 230 - UNIVERSIDAD DISTRITAL FRANCISCO JOSE DE CALDAS										MES: SEPTIEMBRE			
UNIDAD EJECUTORA: 01 - RECTOR										VIGENCIA FISCAL: 2024			
RUBRO PRESUPUESTAL		APROPIACION						TOTAL COMPROMISOS		EJEC. PRESUP.	AUTORIZACION DE GIRO		EJEC. AUT. GIRO %
CODIGO 1	NOMBRE 2	INICIAL 3	MODIFICACIONES		VIGENTE 6=(3+5)	SUSPENSION 7	DISPONIBLE 8=(6-7)	MES 9	ACUMULADO 10	[11=(10/8)]	AUTORIZACION DE GIRO		[14=(13/8)]
			MES 4	ACUMULADO 5							MES 12	ACUMULADO 13	
3-01-001-01-01-17-0002	Bonificación por Servicios Prestados Docentes	2,712,000,000.00	0.00	0.00	2,712,000,000.00	0.00	2,712,000,000.00	598,740,317.00	2,304,837,436.00	84.99	598,740,317.00	2,304,837,436.00	84.99
3-01-001-01-01-17-0002-00	Bonificación por Servicios Prestados Docentes	2,712,000,000.00	0.00	0.00	2,712,000,000.00	0.00	2,712,000,000.00	598,740,317.00	2,304,837,436.00	84.99	598,740,317.00	2,304,837,436.00	84.99
3-01-001-01-01-18	Prestaciones sociales	18,404,880,000.00	0.00	0.00	18,404,880,000.00	0.00	18,404,880,000.00	38,800,007.00	242,295,494.00	1.32	38,800,007.00	242,295,494.00	1.32
3-01-001-01-01-18-0001	Prima de navidad	11,390,080,000.00	0.00	0.00	11,390,080,000.00	0.00	11,390,080,000.00	9,592,838.00	65,027,306.00	0.57	9,592,838.00	65,027,306.00	0.57
3-01-001-01-01-18-0001-01	Prima de Navidad Administrativos	2,021,100,000.00	0.00	0.00	2,021,100,000.00	0.00	2,021,100,000.00	5,998,275.00	13,716,791.00	0.68	5,998,275.00	13,716,791.00	0.68
3-01-001-01-01-18-0001-02	Prima de Navidad Docentes	9,091,980,000.00	0.00	0.00	9,091,980,000.00	0.00	9,091,980,000.00	3,594,563.00	44,423,019.00	0.49	3,594,563.00	44,423,019.00	0.49
3-01-001-01-01-18-0001-03	Prima de Navidad Trabajadores Oficia	277,000,000.00	0.00	0.00	277,000,000.00	0.00	277,000,000.00	0.00	6,887,496.00	2.49	0.00	6,887,496.00	2.49
3-01-001-01-01-18-0002	Prima de vacaciones	7,014,800,000.00	0.00	0.00	7,014,800,000.00	0.00	7,014,800,000.00	29,207,169.00	177,268,188.00	2.53	29,207,169.00	177,268,188.00	2.53
3-01-001-01-01-18-0002-01	Prima de Vacaciones Administrativos	982,400,000.00	0.00	0.00	982,400,000.00	0.00	982,400,000.00	28,494,554.00	60,482,577.00	6.16	28,494,554.00	60,482,577.00	6.16
3-01-001-01-01-18-0002-02	Prima de Vacaciones Docentes	5,841,900,000.00	0.00	0.00	5,841,900,000.00	0.00	5,841,900,000.00	712,615.00	44,577,076.00	0.76	712,615.00	44,577,076.00	0.76
3-01-001-01-01-18-0002-03	Prima de Vacaciones Trabajadores Of	190,500,000.00	0.00	0.00	190,500,000.00	0.00	190,500,000.00	0.00	72,208,535.00	37.90	0.00	72,208,535.00	37.90
3-01-001-01-01-19	Prima técnica salarial	3,456,100,000.00	0.00	0.00	3,456,100,000.00	0.00	3,456,100,000.00	216,269,813.00	1,906,140,580.00	55.15	216,269,813.00	1,906,140,580.00	55.15
3-01-001-01-01-19-0001	Prima Técnica Administrativos	3,456,100,000.00	0.00	0.00	3,456,100,000.00	0.00	3,456,100,000.00	216,269,813.00	1,906,140,580.00	55.15	216,269,813.00	1,906,140,580.00	55.15
3-01-001-01-01-19-0001-00	Prima Técnica Administrativos	3,456,100,000.00	0.00	0.00	3,456,100,000.00	0.00	3,456,100,000.00	216,269,813.00	1,906,140,580.00	55.15	216,269,813.00	1,906,140,580.00	55.15
3-01-001-01-01-22	Factores salariales especiales	990,200,000.00	0.00	0.00	990,200,000.00	0.00	990,200,000.00	67,360,570.00	612,537,305.00	61.86	67,360,570.00	612,537,305.00	61.86
3-01-001-01-01-22-0012	Prima de antigüedad	990,200,000.00	0.00	0.00	990,200,000.00	0.00	990,200,000.00	67,360,570.00	612,537,305.00	61.86	67,360,570.00	612,537,305.00	61.86
3-01-001-01-01-22-0012-01	Prima de Antigüedad Administrativos	798,900,000.00	0.00	0.00	798,900,000.00	0.00	798,900,000.00	51,924,818.00	469,952,952.00	58.83	51,924,818.00	469,952,952.00	58.83
3-01-001-01-01-22-0012-02	Prima de Antigüedad Trabajadores Ofi	191,300,000.00	0.00	0.00	191,300,000.00	0.00	191,300,000.00	15,435,752.00	142,584,353.00	74.53	15,435,752.00	142,584,353.00	74.53
3-01-001-01-01-24	Prima semestral	10,139,690,000.00	0.00	-1,170,306,609.00	8,969,383,391.00	0.00	8,969,383,391.00	29,714,080.00	8,858,673,910.00	98.77	29,714,080.00	8,858,673,910.00	98.77
3-01-001-01-01-24-0001	Prima Semestral Administrativos	10,139,690,000.00	0.00	-1,170,306,609.00	8,969,383,391.00	0.00	8,969,383,391.00	29,714,080.00	8,858,673,910.00	98.77	29,714,080.00	8,858,673,910.00	98.77
3-01-001-01-01-24-0001-01	Prima Semestral Administrativos	2,168,800,000.00	0.00	-636,769,088.00	1,532,030,912.00	0.00	1,532,030,912.00	16,906,611.00	1,494,826,254.00	97.57	16,906,611.00	1,494,826,254.00	97.57
3-01-001-01-01-24-0001-02	Prima Semestral Docentes	7,766,490,000.00	0.00	-600,724,120.00	7,165,765,880.00	0.00	7,165,765,880.00	12,807,469.00	7,102,261,057.00	99.11	12,807,469.00	7,102,261,057.00	99.11
3-01-001-01-01-24-0001-03	Prima Semestral Trabajadores Oficia	204,400,000.00	0.00	67,186,599.00	271,586,599.00	0.00	271,586,599.00	0.00	261,586,599.00	96.32	0.00	261,586,599.00	96.32
3-01-001-01-01-25	Beneficios convencionales	8,130,661,000.00	-248,892,919.00	-54,607,185.00	8,076,053,815.00	0.00	8,076,053,815.00	112,441,667.00	7,359,769,502.00	91.13	528,660,827.00	3,958,371,394.00	49.01

SISTEMA DE PRESUPUESTO
EJECUCION PRESUPUESTO
INFORME DE EJECUCION DEL PRESUPUESTO DE GASTOS E INVERSIONES

08-10-2024

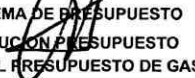
11:35

ENTIDAD: 230 - UNIVERSIDAD DISTRITAL FRANCISCO JOSE DE CALDAS		MES: SEPTIEMBRE											
UNIDAD EJECUTORA: 01 - RECTOR		VICENCIA FISCAL: 2024											
RUBRO PRESUPUESTAL		APROPIACION						TOTAL COMPROMISOS		EJECUC. PRESUP.	AUTORIZACION DE GIRO		EJEC. AUT. GIRO %
CODIGO	NOMBRE	INICIAL	MODIFICACIONES		VIGENTE	SUSPENSION	DISPONIBLE	MES	ACUMULADO		MES	ACUMULADO	
1	2	3	MES	ACUMULADO	8=(3+5)	7	8=(6-7)	9	10	11=(10/8)	12	13	14=(13/8)
3-01-001-01-01-25-0099	Beneficios convencionales	8,130,661,000.00	-248,892,919.00	-54,607,185.00	8,076,053,815.00	0.00	8,076,053,815.00	112,441,667.00	7,359,769,502.00	91.13	528,660,827.00	3,958,371,394.00	49.01
3-01-001-01-01-25-0099-01	Quinquenios	37,900,000.00	0.00	0.00	37,900,000.00	0.00	37,900,000.00	0.00	25,040,371.00	66.07	0.00	25,040,371.00	66.07
3-01-001-01-01-25-0099-02	Aportes Convención Colectiva de Trab	99,900,000.00	0.00	-952,815.00	98,947,185.00	0.00	98,947,185.00	0.00	98,947,185.00	100.00	0.00	98,947,185.00	100.00
3-01-001-01-01-25-0099-03	Aportes Organizaciones Sindicales - A	575,400,000.00	0.00	-10,900,000.00	564,500,000.00	0.00	564,500,000.00	0.00	564,500,000.00	100.00	0.00	564,500,000.00	100.00
3-01-001-01-01-25-0099-04	Subsidio Familiar	200,500,000.00	0.00	150,920,301.00	351,420,301.00	0.00	351,420,301.00	26,511,446.00	257,310,594.00	73.22	26,511,446.00	257,310,594.00	73.22
3-01-001-01-01-25-0099-05	Plan de Salud Trabajadores Oficiales	83,800,000.00	-40,859,018.00	-40,859,018.00	42,940,982.00	0.00	42,940,982.00	0.00	42,940,982.00	100.00	2,919,840.00	15,069,436.00	35.09
3-01-001-01-01-25-0099-06	Plan de Salud de Pensionados	5,873,900,000.00	-208,033,901.00	-152,815,653.00	5,721,084,347.00	0.00	5,721,084,347.00	0.00	5,716,005,435.00	99.91	413,299,320.00	2,342,478,873.00	40.94
3-01-001-01-01-25-0099-07	Subsidio libros pensionados	244,200,000.00	0.00	0.00	244,200,000.00	0.00	244,200,000.00	19,401,912.00	153,324,504.00	62.79	19,401,912.00	153,324,504.00	62.79
3-01-001-01-01-25-0099-08	Subsidio familiar pensionados	268,900,000.00	0.00	0.00	268,900,000.00	0.00	268,900,000.00	21,188,145.00	194,398,974.00	72.29	21,188,145.00	194,398,974.00	72.29
3-01-001-01-01-25-0099-09	Educación Libros Convención Colectiv	202,100,000.00	0.00	0.00	202,100,000.00	0.00	202,100,000.00	27,742,974.00	114,935,178.00	56.87	27,742,974.00	114,935,178.00	56.87
3-01-001-01-01-25-0099-10	Defunción y Matrimonio Personal adm	155,100,000.00	0.00	0.00	155,100,000.00	0.00	155,100,000.00	17,597,190.00	66,994,380.00	43.19	17,597,190.00	66,994,380.00	43.19
3-01-001-01-01-25-0099-11	Convención Colectiva y Mesas de Diál	206,493,000.00	0.00	0.00	206,493,000.00	0.00	206,493,000.00	0.00	108,195,000.00	52.40	0.00	108,195,000.00	52.40
3-01-001-01-01-25-0099-12	Mesas de Diálogo - Auxilios e Incentiv	182,468,000.00	0.00	0.00	182,468,000.00	0.00	182,468,000.00	0.00	17,176,899.00	9.41	0.00	17,176,899.00	9.41
3-01-001-01-02	Contribuciones inherentes a la nómina	47,612,100,000.00	-390,000,000.00	-1,851,764,504.00	45,760,335,496.00	0.00	45,760,335,496.00	2,469,143,579.00	32,876,195,342.00	71.84	2,458,827,757.00	32,865,879,520.00	71.82
3-01-001-01-02-01	Aportes a la seguridad social en pensiones	14,504,500,000.00	0.00	0.00	14,504,500,000.00	0.00	14,504,500,000.00	1,033,520,775.00	9,140,797,300.00	63.02	1,033,520,775.00	9,140,797,300.00	63.02
3-01-001-01-02-01-0001	Aportes a la seguridad social en pensiones públicas	11,498,300,000.00	0.00	0.00	11,498,300,000.00	0.00	11,498,300,000.00	903,718,925.00	7,942,136,375.00	69.07	903,718,925.00	7,942,136,375.00	69.07
3-01-001-01-02-01-0001-01	Pensiones Públicas Administrativos	2,152,400,000.00	0.00	0.00	2,152,400,000.00	0.00	2,152,400,000.00	130,337,825.00	1,147,689,425.00	53.32	130,337,825.00	1,147,689,425.00	53.32
3-01-001-01-02-01-0001-02	Pensiones Públicas Docentes	9,188,500,000.00	0.00	0.00	9,188,500,000.00	0.00	9,188,500,000.00	758,375,325.00	6,660,638,475.00	72.49	758,375,325.00	6,660,638,475.00	72.49
3-01-001-01-02-01-0001-03	Pensiones Públicas Trabajadores Ofic	157,400,000.00	0.00	0.00	157,400,000.00	0.00	157,400,000.00	15,005,775.00	133,808,475.00	85.01	15,005,775.00	133,808,475.00	85.01
3-01-001-01-02-01-0002	Aportes a la seguridad social en pensiones privadas	3,006,200,000.00	0.00	0.00	3,006,200,000.00	0.00	3,006,200,000.00	129,801,850.00	1,198,660,925.00	39.87	129,801,850.00	1,198,660,925.00	39.87
3-01-001-01-02-01-0002-01	Pensiones Privadas Administrativos	379,900,000.00	0.00	0.00	379,900,000.00	0.00	379,900,000.00	20,140,400.00	206,409,425.00	54.33	20,140,400.00	206,409,425.00	54.33
3-01-001-01-02-01-0002-02	Pensiones Privadas Docentes	2,591,700,000.00	0.00	0.00	2,591,700,000.00	0.00	2,591,700,000.00	108,077,675.00	976,951,050.00	37.70	108,077,675.00	976,951,050.00	37.70
3-01-001-01-02-01-0002-03	Pensiones Privadas Trabajadores Ofic	34,600,000.00	0.00	0.00	34,600,000.00	0.00	34,600,000.00	1,583,775.00	15,300,450.00	44.22	1,583,775.00	15,300,450.00	44.22
3-01-001-01-02-02	Aportes a la seguridad social en salud	10,274,000,000.00	0.00	0.00	10,274,000,000.00	0.00	10,274,000,000.00	732,517,560.00	6,478,278,132.00	63.06	732,517,560.00	6,478,278,132.00	63.06
3-01-001-01-02-02-0002	Aportes a la seguridad social en salud privada	10,274,000,000.00	0.00	0.00	10,274,000,000.00	0.00	10,274,000,000.00	732,517,560.00	6,478,278,132.00	63.06	732,517,560.00	6,478,278,132.00	63.06
3-01-001-01-02-02-0002-01	Salud Privada Administrativos	1,793,700,000.00	0.00	0.00	1,793,700,000.00	0.00	1,793,700,000.00	106,592,384.00	959,119,876.00	53.47	106,592,384.00	959,119,876.00	53.47
3-01-001-01-02-02-0002-02	Salud Privada Docentes	8,344,300,000.00	0.00	0.00	8,344,300,000.00	0.00	8,344,300,000.00	614,174,164.00	5,413,537,800.00	64.88	614,174,164.00	5,413,537,800.00	64.88
3-01-001-01-02-02-0002-03	Salud Privada Trabajadores Oficiales	136,000,000.00	0.00	0.00	136,000,000.00	0.00	136,000,000.00	11,751,012.00	105,620,456.00	77.66	11,751,012.00	105,620,456.00	77.66

SISTEMA DE PRESUPUESTO
EJECUCION PRESUPUESTO
INFORME DE EJECUCION DEL PRESUPUESTO DE GASTOS E INVERSIONES

08-10-2024
11:35

ENTIDAD: 230 - UNIVERSIDAD DISTRITAL FRANCISCO JOSE DE CALDAS		MES: SEPTIEMBRE 2024											
UNIDAD EJECUTORA: 01 - RECTOR		VIGENCIA FISCAL: 2024											
RUBRO PRESUPUESTAL		APROPIACION						TOTAL COMPROMISOS		EJEC. PRESUP.	AUTORIZACION DE GIRO		EJEC. AUT. GIRO %
CODIGO 1	NOMBRE 2	INICIAL 3	MODIFICACIONES		VIGENTE 4=(3+5)	SUSPENSION 7	DISPONIBLE 8=(6-7)	MES 9	ACUMULADO 10	(11=10/8)	MES 12	ACUMULADO 13	(14=13/8)
			MES 4	ACUMULADO 5									
3-01-001-01-02-03	Aportes de cesantías	12,499,000,000.00	-390,000,000.00	-1,851,764,504.00	10,647,235,496.00	0.00	10,647,235,496.00	40,591,944.00	10,040,549,910.00	94.30	30,276,122.00	10,030,234,088.00	94.21
3-01-001-01-02-03-0001	Aportes de cesantías a fondos públicos	6,624,500,000.00	-200,000,000.00	-510,000,000.00	6,114,500,000.00	0.00	6,114,500,000.00	32,604,195.00	5,792,440,489.00	94.73	22,288,373.00	5,782,124,667.00	94.56
3-01-001-01-02-03-0001-01	Cesantías Fondos Públicos Administrativos	1,160,500,000.00	-100,000,000.00	-410,000,000.00	750,500,000.00	0.00	750,500,000.00	17,847,501.00	638,235,321.00	85.04	7,531,679.00	627,919,499.00	83.67
3-01-001-01-02-03-0001-02	Cesantías Fondos Públicos Docentes	5,363,600,000.00	-100,000,000.00	-100,000,000.00	5,263,600,000.00	0.00	5,263,600,000.00	14,756,694.00	5,072,321,661.00	96.37	14,756,694.00	5,072,321,661.00	96.37
3-01-001-01-02-03-0001-03	Cesantías Fondos Públicos Trabajado	100,400,000.00	0.00	0.00	100,400,000.00	0.00	100,400,000.00	0.00	81,883,507.00	81.56	0.00	81,883,507.00	81.56
3-01-001-01-02-03-0002	Aportes de cesantías a fondos privados	5,874,500,000.00	-190,000,000.00	-1,341,764,504.00	4,532,735,496.00	0.00	4,532,735,496.00	7,987,749.00	4,248,109,421.00	93.72	7,987,749.00	4,248,109,421.00	93.72
3-01-001-01-02-03-0002-01	Cesantías Fondos Privados Administrativos	1,029,100,000.00	-100,000,000.00	-500,733,313.00	528,366,687.00	0.00	528,366,687.00	7,987,749.00	386,474,973.00	73.15	7,987,749.00	386,474,973.00	73.15
3-01-001-01-02-03-0002-02	Cesantías Fondos Privados Docentes	4,756,400,000.00	-90,000,000.00	-910,009,713.00	3,846,390,287.00	0.00	3,846,390,287.00	0.00	3,733,655,926.00	97.07	0.00	3,733,655,926.00	97.07
3-01-001-01-02-03-0002-03	Cesantías Fondos Privados Trabajado	89,000,000.00	0.00	68,978,522.00	157,978,522.00	0.00	157,978,522.00	0.00	127,978,522.00	81.01	0.00	127,978,522.00	81.01
3-01-001-01-02-04	Aportes a cajas de compensación familiar	5,529,400,000.00	0.00	0.00	5,529,400,000.00	0.00	5,529,400,000.00	353,002,500.00	3,923,331,700.00	70.95	353,002,500.00	3,923,331,700.00	70.95
3-01-001-01-02-04-0001	Compensar	5,529,400,000.00	0.00	0.00	5,529,400,000.00	0.00	5,529,400,000.00	353,002,500.00	3,923,331,700.00	70.95	353,002,500.00	3,923,331,700.00	70.95
3-01-001-01-02-04-0001-01	Caja de Compensación Administrativo	965,700,000.00	0.00	0.00	965,700,000.00	0.00	965,700,000.00	50,845,500.00	544,675,900.00	56.40	50,845,500.00	544,675,900.00	56.40
3-01-001-01-02-04-0001-02	Caja de Compensación Docentes	4,483,900,000.00	0.00	0.00	4,483,900,000.00	0.00	4,483,900,000.00	296,329,500.00	3,303,319,600.00	73.67	296,329,500.00	3,303,319,600.00	73.67
3-01-001-01-02-04-0001-03	Caja de Compensación Trabajadores	79,800,000.00	0.00	0.00	79,800,000.00	0.00	79,800,000.00	5,827,500.00	75,336,200.00	94.41	5,827,500.00	75,336,200.00	94.41
3-01-001-01-02-05	Aportes generales al sistema de riesgos laborales	722,900,000.00	0.00	0.00	722,900,000.00	0.00	722,900,000.00	44,749,600.00	350,631,300.00	48.50	44,749,600.00	350,631,300.00	48.50
3-01-001-01-02-05-0001	Aportes generales al sistema de riesgos laborales públicos	722,900,000.00	0.00	0.00	722,900,000.00	0.00	722,900,000.00	44,749,600.00	350,631,300.00	48.50	44,749,600.00	350,631,300.00	48.50
3-01-001-01-02-05-0001-01	Riesgos Laborales Administrativos	127,200,000.00	0.00	0.00	127,200,000.00	0.00	127,200,000.00	6,516,500.00	57,227,700.00	44.99	6,516,500.00	57,227,700.00	44.99
3-01-001-01-02-05-0001-02	Riesgos Laborales Docentes	585,200,000.00	0.00	0.00	585,200,000.00	0.00	585,200,000.00	37,549,700.00	287,679,700.00	49.16	37,549,700.00	287,679,700.00	49.16
3-01-001-01-02-05-0001-03	Riesgos Laborales Trabajadores Oficia	10,500,000.00	0.00	0.00	10,500,000.00	0.00	10,500,000.00	683,400.00	5,723,900.00	54.51	683,400.00	5,723,900.00	54.51
3-01-001-01-02-06	Aportes al ICBF	4,082,300,000.00	0.00	0.00	4,082,300,000.00	0.00	4,082,300,000.00	264,761,200.00	2,942,607,000.00	72.08	264,761,200.00	2,942,607,000.00	72.08
3-01-001-01-02-06-0001	ICBF Administrativos	659,400,000.00	0.00	0.00	659,400,000.00	0.00	659,400,000.00	38,135,200.00	408,526,700.00	61.95	38,135,200.00	408,526,700.00	61.95
3-01-001-01-02-06-0001-00	ICBF Administrativos	659,400,000.00	0.00	0.00	659,400,000.00	0.00	659,400,000.00	38,135,200.00	408,526,700.00	61.95	38,135,200.00	408,526,700.00	61.95
3-01-001-01-02-06-0002	ICBF Docentes	3,363,000,000.00	0.00	0.00	3,363,000,000.00	0.00	3,363,000,000.00	222,254,900.00	2,477,574,300.00	73.67	222,254,900.00	2,477,574,300.00	73.67
3-01-001-01-02-06-0002-00	ICBF Docentes	3,363,000,000.00	0.00	0.00	3,363,000,000.00	0.00	3,363,000,000.00	222,254,900.00	2,477,574,300.00	73.67	222,254,900.00	2,477,574,300.00	73.67
3-01-001-01-02-06-0003	ICBF Trabajadores Oficiales	59,900,000.00	0.00	0.00	59,900,000.00	0.00	59,900,000.00	4,371,100.00	56,506,000.00	94.33	4,371,100.00	56,506,000.00	94.33
3-01-001-01-02-06-0003-00	ICBF Trabajadores Oficiales	59,900,000.00	0.00	0.00	59,900,000.00	0.00	59,900,000.00	4,371,100.00	56,506,000.00	94.33	4,371,100.00	56,506,000.00	94.33
3-01-001-01-03	Remuneraciones no constitutivas de factor salarial	621,300,000.00	0.00	0.00	621,300,000.00	0.00	621,300,000.00	17,375,324.00	153,208,567.00	24.66	17,375,324.00	153,208,567.00	24.66


SISTEMA DE PRESUPUESTO
EJECUCION PRESUPUESTO
INFORME DE EJECUCION DEL PRESUPUESTO DE GASTOS E INVERSIONES

08-10-2024

11:35

ENTIDAD: 230 - UNIVERSIDAD DISTRITAL FRANCISCO JOSE DE CALDAS		MES: SEPTIEMBRE											
UNIDAD EJECUTORA: 01 - RECTOR		VIGENCIA FISCAL: 2024											
RUBRO PRESUPUESTAL		APROPIACION						TOTAL COMPROMISOS		EJECUC. PRESUP.	AUTORIZACION DE GIRO		EJEC. AUT. GIRO %
CODIGO	NOMBRE	INICIAL	MODIFICACIONES		VIGENTE	SUSPENSION	DISPONIBLE	MES	ACUMULADO		MES	ACUMULADO	
1	2	3	MES	ACUMULADO	6=(3+5)	7	8=(6-7)	9	10	11=(10/9)	12	13	14=(13/8)
3-01-001-01-03-01	Prestaciones sociales	87,300,000.00	0.00	0.00	87,300,000.00	0.00	87,300,000.00	2,084,458.00	4,585,735.00	5.25	2,084,458.00	4,585,735.00	5.25
3-01-001-01-03-01-0003	Bonificación especial de recreación	87,300,000.00	0.00	0.00	87,300,000.00	0.00	87,300,000.00	2,084,458.00	4,585,735.00	5.25	2,084,458.00	4,585,735.00	5.25
3-01-001-01-03-01-0003-00	Bonificación especial de recreación	87,300,000.00	0.00	0.00	87,300,000.00	0.00	87,300,000.00	2,084,458.00	4,585,735.00	5.25	2,084,458.00	4,585,735.00	5.25
3-01-001-01-03-05	Reconocimiento por permanencia en el servicio público - Bogotá D.C.	326,300,000.00	0.00	0.00	326,300,000.00	0.00	326,300,000.00	0.00	5,483,772.00	1.68	0.00	5,483,772.00	1.68
3-01-001-01-03-05-0000	Reconocimiento por permanencia en el servicio público - Bogotá D.C.	326,300,000.00	0.00	0.00	326,300,000.00	0.00	326,300,000.00	0.00	5,483,772.00	1.68	0.00	5,483,772.00	1.68
3-01-001-01-03-05-0000-00	Reconocimiento por permanencia en el servicio público - Bogotá D.C.	326,300,000.00	0.00	0.00	326,300,000.00	0.00	326,300,000.00	0.00	5,483,772.00	1.68	0.00	5,483,772.00	1.68
3-01-001-01-03-68	Prima secretarial	207,700,000.00	0.00	0.00	207,700,000.00	0.00	207,700,000.00	15,290,866.00	143,139,060.00	68.92	15,290,866.00	143,139,060.00	68.92
3-01-001-01-03-68-0000	Prima secretarial	207,700,000.00	0.00	0.00	207,700,000.00	0.00	207,700,000.00	15,290,866.00	143,139,060.00	68.92	15,290,866.00	143,139,060.00	68.92
3-01-001-01-03-68-0000-00	Prima secretarial	207,700,000.00	0.00	0.00	207,700,000.00	0.00	207,700,000.00	15,290,866.00	143,139,060.00	68.92	15,290,866.00	143,139,060.00	68.92
3-01-001-02	Personal supernumerario y planta temporal - DOCENTES VINCULACIÓN ESPECIAL Y HORA CÁTEDRA	72,793,731,000.00	6,024,573,832.00	7,931,737,393.00	80,725,468,393.00	0.00	80,725,468,393.00	1,224,413,497.00	66,057,042,052.00	81.83	7,451,998,204.00	44,416,368,056.00	55.02
3-01-001-02-01	Factores constitutivos de salario	57,586,444,000.00	4,548,326,227.00	5,415,400,323.00	63,001,844,323.00	0.00	63,001,844,323.00	23,181,104.00	54,878,619,231.00	87.11	6,244,332,528.00	35,576,474,030.00	56.47
3-01-001-02-01-11	Factores salariales comunes	51,904,414,000.00	4,202,356,942.00	4,359,003,702.00	56,263,417,702.00	0.00	56,263,417,702.00	23,202,468.00	49,229,737,779.00	87.50	6,242,041,535.00	33,847,438,199.00	60.16
3-01-001-02-01-11-0001	Sueldo básico	51,904,414,000.00	4,202,356,942.00	4,359,003,702.00	56,263,417,702.00	0.00	56,263,417,702.00	23,202,468.00	49,229,737,779.00	87.50	6,242,041,535.00	33,847,438,199.00	60.16
3-01-001-02-01-11-0001-01	Sueldo Básico Facultad de Ingeniería	7,170,617,000.00	630,276,157.00	984,185,006.00	8,154,802,006.00	0.00	8,154,802,006.00	-53,046,938.00	7,244,368,456.00	88.84	791,815,669.00	4,880,069,167.00	59.84
3-01-001-02-01-11-0001-02	Sueldo Básico Facultad de Ciencias y	9,926,105,000.00	862,729,483.00	1,304,231,756.00	11,230,336,756.00	0.00	11,230,336,756.00	-73,607,898.00	9,748,569,777.00	86.81	1,142,936,911.00	6,439,109,198.00	57.34
3-01-001-02-01-11-0001-03	Sueldo Básico Facultad de Medio amb	5,484,366,000.00	347,880,899.00	504,904,419.00	5,989,270,419.00	0.00	5,989,270,419.00	-76,077,385.00	5,520,290,414.00	92.17	620,321,264.00	3,618,025,285.00	60.41
3-01-001-02-01-11-0001-04	Sueldo Básico Facultad Tecnológica	8,280,432,000.00	425,553,977.00	766,889,968.00	9,047,321,968.00	0.00	9,047,321,968.00	-19,358,574.00	8,350,626,730.00	92.30	873,333,640.00	5,233,145,533.00	57.84
3-01-001-02-01-11-0001-05	Sueldo Básico Facultad Artes ASAB	8,007,633,000.00	787,300,809.00	-43,839,235.00	7,963,793,765.00	0.00	7,963,793,765.00	147,930,033.00	6,455,689,087.00	81.06	814,026,127.00	4,864,777,687.00	61.09
3-01-001-02-01-11-0001-06	Sueldo Básico Ilud	1,531,351,000.00	125,579,482.00	128,720,622.00	1,660,071,622.00	0.00	1,660,071,622.00	-20,306,551.00	1,262,334,272.00	76.04	176,350,602.00	982,964,586.00	59.21
3-01-001-02-01-11-0001-08	Sueldo Básico Facultad de Ciencias M	2,803,398,000.00	224,206,982.00	351,745,782.00	3,155,143,782.00	0.00	3,155,143,782.00	4,469,865.00	2,825,166,804.00	89.54	309,056,508.00	1,883,866,732.00	59.71
3-01-001-02-01-11-0001-09	Sueldo Básico Posgrado Facultad de I	2,843,270,000.00	216,095,782.00	165,033,179.00	3,008,303,179.00	0.00	3,008,303,179.00	54,346,548.00	2,801,039,441.00	93.11	563,316,888.00	2,146,226,785.00	71.34
3-01-001-02-01-11-0001-10	Sueldo Básico Posgrado Facultad de C	4,238,567,000.00	391,966,435.00	112,448,689.00	4,351,015,689.00	0.00	4,351,015,689.00	17,366,844.00	3,679,156,003.00	84.56	741,358,800.00	2,826,151,314.00	64.95
3-01-001-02-01-11-0001-11	Sueldo Básico Posgrado Facultad de I	641,802,000.00	0.00	0.00	641,802,000.00	0.00	641,802,000.00	41,486,524.00	568,513,228.00	88.58	92,974,555.00	404,031,622.00	62.95
3-01-001-02-01-11-0001-12	Sueldo Básico Posgrado Facultad Tec	528,816,000.00	190,766,936.00	190,766,936.00	719,582,936.00	0.00	719,582,936.00	0.00	517,419,416.00	71.91	74,586,571.00	412,924,149.00	57.38
3-01-001-02-01-11-0001-13	Sueldo Básico Posgrado Facultad Arte	374,770,000.00	0.00	-106,083,420.00	268,686,580.00	0.00	268,686,580.00	0.00	256,564,151.00	95.49	41,964,000.00	156,146,141.00	58.11
3-01-001-02-01-11-0001-14	Sueldo Básico Facultad de Ciencias d	73,287,000.00	0.00	0.00	73,287,000.00	0.00	73,287,000.00	0.00	0.00	0.00	0.00	0.00	0.00
3-01-001-02-01-16	Prima de servicio	991,634,000.00	6,032,787.00	370,064,351.00	1,361,698,351.00	0.00	1,361,698,351.00	5,780,836.00	1,086,521,727.00	79.79	128,162.00	61,997,974.00	4.55

SISTEMA DE PRESUPUESTO
EJECUCION PRESUPUESTO
INFORME DE EJECUCION DEL PRESUPUESTO DE GASTOS E INVERSIONES

08-10-2024
11:35

ENTIDAD: 230 - UNIVERSIDAD DISTRITAL FRANCISCO JOSE DE CALDAS		MES: SEPTIEMBRE											
UNIDAD EJECUTORA: 01 - RECTOR		VIGENCIA FISCAL: 2024											
RUBRO PRESUPUESTAL		APROPIACION						TOTAL COMPROMISOS		EJECUC. PRESUP.	AUTORIZACION DE GIRO		EJEC. AUT. GIRO %
CODIGO 1	NOMBRE 2	INICIAL 3	MODIFICACIONES		VIGENTE 6=(3+5)	SUSPENSION 7	DISPONIBLE 8=(6-7)	MES 9	ACUMULADO 10	(11=10/8)	MES 12	ACUMULADO 13	(14=13/8)
			MES 4	ACUMULADO 5									
3-01-001-02-01-16-0001	Prima de Servicios Facultad de Ingeniería	181,948,000.00	0.00	83,046,326.00	264,994,326.00	0.00	264,994,326.00	-2,356,324.00	225,602,988.00	85.14	128,162.00	18,737,435.00	7.07
3-01-001-02-01-16-0001-00	Prima de Servicios Facultad de Ingeni	181,948,000.00	0.00	83,046,326.00	264,994,326.00	0.00	264,994,326.00	-2,356,324.00	225,602,988.00	85.14	128,162.00	18,737,435.00	7.07
3-01-001-02-01-16-0002	Prima de Servicios Facultad de Ciencias y Educación	68,175,000.00	0.00	279,517,746.00	347,692,746.00	0.00	347,692,746.00	0.00	225,948,954.00	64.99	0.00	11,291,038.00	3.25
3-01-001-02-01-16-0002-00	Prima de Servicios Facultad de Cienci	68,175,000.00	0.00	279,517,746.00	347,692,746.00	0.00	347,692,746.00	0.00	225,948,954.00	64.99	0.00	11,291,038.00	3.25
3-01-001-02-01-16-0003	Prima de Servicios Facultad de Medio ambiente y recursos naturales	169,774,000.00	0.00	-40,000,000.00	129,774,000.00	0.00	129,774,000.00	0.00	117,133,739.00	90.26	0.00	6,538,752.00	5.04
3-01-001-02-01-16-0003-00	Prima de Servicios Facultad de Medio	169,774,000.00	0.00	-40,000,000.00	129,774,000.00	0.00	129,774,000.00	0.00	117,133,739.00	90.26	0.00	6,538,752.00	5.04
3-01-001-02-01-16-0004	Prima de Servicios Facultad Tecnológica	270,947,000.00	0.00	0.00	270,947,000.00	0.00	270,947,000.00	0.00	194,606,806.00	71.82	0.00	9,516,040.00	3.51
3-01-001-02-01-16-0004-00	Prima de Servicios Facultad Tecnológi	270,947,000.00	0.00	0.00	270,947,000.00	0.00	270,947,000.00	0.00	194,606,806.00	71.82	0.00	9,516,040.00	3.51
3-01-001-02-01-16-0005	Prima de Servicios Facultad Artes ASAB	195,768,000.00	6,032,787.00	32,500,279.00	228,268,279.00	0.00	228,268,279.00	10,096,647.00	205,996,944.00	90.24	0.00	10,082,221.00	4.42
3-01-001-02-01-16-0005-00	Prima de Servicios Facultad Artes AS/	195,768,000.00	6,032,787.00	32,500,279.00	228,268,279.00	0.00	228,268,279.00	10,096,647.00	205,996,944.00	90.24	0.00	10,082,221.00	4.42
3-01-001-02-01-16-0007	Prima de Servicios Facultad de Ciencias Matemáticas y Naturales	105,022,000.00	0.00	15,000,000.00	120,022,000.00	0.00	120,022,000.00	-1,959,487.00	117,232,296.00	97.68	0.00	5,832,488.00	4.86
3-01-001-02-01-16-0007-00	Prima de Servicios Facultad de Cienci	105,022,000.00	0.00	15,000,000.00	120,022,000.00	0.00	120,022,000.00	-1,959,487.00	117,232,296.00	97.68	0.00	5,832,488.00	4.86
3-01-001-02-01-18	Prestaciones sociales	4,690,396,000.00	339,936,498.00	686,332,270.00	5,376,728,270.00	0.00	5,376,728,270.00	-5,802,200.00	4,562,359,725.00	84.85	2,162,831.00	1,667,037,857.00	31.00
3-01-001-02-01-18-0001	Prima de navidad	2,888,063,000.00	278,830,381.00	571,215,478.00	3,459,278,478.00	0.00	3,459,278,478.00	-3,719,353.00	2,924,589,880.00	84.54	1,386,433.00	1,068,614,076.00	30.89
3-01-001-02-01-18-0001-01	Prima de Navidad Facultad de Ingenie	494,153,000.00	36,663,331.00	62,334,657.00	556,487,657.00	0.00	556,487,657.00	-3,795,631.00	482,862,819.00	86.77	368,687.00	163,734,904.00	29.42
3-01-001-02-01-18-0001-02	Prima de Navidad Facultad de Ciencia	637,418,000.00	36,749,844.00	70,151,144.00	707,569,144.00	0.00	707,569,144.00	-4,337,648.00	613,556,355.00	86.71	351,580.00	213,749,028.00	30.21
3-01-001-02-01-18-0001-03	Prima de Navidad Facultad de Medio	355,733,000.00	19,518,151.00	32,818,151.00	388,551,151.00	0.00	388,551,151.00	-5,372,027.00	355,677,497.00	91.54	124,441.00	133,553,023.00	34.37
3-01-001-02-01-18-0001-04	Prima de Navidad Facultad Tecnológica	601,902,000.00	0.00	24,277,104.00	626,179,104.00	0.00	626,179,104.00	-1,267,476.00	566,321,386.00	90.44	0.00	193,060,822.00	30.83
3-01-001-02-01-18-0001-05	Prima de Navidad Facultad Artes ASA	238,983,000.00	177,046,412.00	374,814,428.00	613,797,428.00	0.00	613,797,428.00	10,521,358.00	435,469,088.00	70.95	0.00	166,686,311.00	27.16
3-01-001-02-01-18-0001-06	Prima de Navidad Ilud	98,757,000.00	1,764,467.00	8,131,818.00	106,888,818.00	0.00	106,888,818.00	-1,635,695.00	80,542,951.00	75.35	442,048.00	52,216,454.00	48.85
3-01-001-02-01-18-0001-07	Prima de Navidad Facultad de Cienci	222,953,000.00	0.00	-6,400,000.00	216,553,000.00	0.00	216,553,000.00	317,914.00	196,539,663.00	90.76	99,677.00	46,195,288.00	21.33
3-01-001-02-01-18-0001-08	Prima de Navidad Posgrado Facultad	54,929,000.00	0.00	0.00	54,929,000.00	0.00	54,929,000.00	847,408.00	36,018,674.00	65.57	0.00	20,969,486.00	38.18
3-01-001-02-01-18-0001-09	Prima de Navidad Posgrado Facultad	120,745,000.00	4,415,174.00	4,415,174.00	125,160,174.00	0.00	125,160,174.00	462,222.00	115,700,029.00	92.44	0.00	55,961,644.00	44.71
3-01-001-02-01-18-0001-10	Prima de Navidad Posgrado Facultad	8,895,000.00	673,002.00	673,002.00	9,568,002.00	0.00	9,568,002.00	540,222.00	8,259,335.00	86.32	0.00	2,773,334.00	28.99
3-01-001-02-01-18-0001-11	Prima de Navidad Posgrado Facultad	30,735,000.00	0.00	0.00	30,735,000.00	0.00	30,735,000.00	0.00	18,234,671.00	59.33	0.00	12,302,816.00	40.03
3-01-001-02-01-18-0001-12	Prima de Navidad Posgrado Facultad	18,063,000.00	0.00	0.00	18,063,000.00	0.00	18,063,000.00	0.00	15,407,412.00	85.30	0.00	7,410,966.00	41.03
3-01-001-02-01-18-0001-13	Prima de Navidad Facultad de Ciencia	4,797,000.00	0.00	0.00	4,797,000.00	0.00	4,797,000.00	0.00	0.00	0.00	0.00	0.00	0.00


SISTEMA DE PRESUPUESTO
EJECUCION PRESUPUESTO
INFORME DE EJECUCION DEL PRESUPUESTO DE GASTOS E INVERSIONES

08-10-2024

11:35

ENTIDAD:		230 - UNIVERSIDAD DISTRITAL FRANCISCO JOSE DE CALDAS							MES:		SEPTIEMBRE			
UNIDAD EJECUTORA:		01 - RECTOR							VIGENCIA FISCAL:		2024			
RUBRO PRESUPUESTAL		APROPIACION							TOTAL COMPROMISOS		EJECUC. PRESUP.	AUTORIZACION DE GIRO		EJEC. AUT. GIRO % (14=13/8)
CODIGO	NOMBRE	INICIAL	MODIFICACIONES		VIGENTE	SUSPENSION	DISPONIBLE	MES	ACUMULADO	MES		ACUMULADO	MES	
1	2	3	MES	ACUMULADO	6=(3+5)	7	8=(6-7)	9	10	(11=10/8)	12	13	(14=13/8)	
3-01-001-02-01-18-0002	Prima de vacaciones	1,802,333,000.00	61,106,117.00	115,116,792.00	1,917,449,792.00	0.00	1,917,449,792.00	-2,082,847.00	1,637,769,845.00	85.41	776,398.00	598,423,781.00	31.21	
3-01-001-02-01-18-0002-01	Prima de Vacaciones Facultad de Inge	276,726,000.00	19,801,018.00	34,896,957.00	311,622,957.00	0.00	311,622,957.00	-2,125,549.00	270,403,101.00	86.77	206,465.00	91,691,537.00	29.42	
3-01-001-02-01-18-0002-02	Prima de Vacaciones Facultad de Cier	356,954,000.00	21,761,681.00	39,284,623.00	396,238,623.00	0.00	396,238,623.00	-2,429,080.00	343,591,451.00	86.71	196,885.00	119,699,448.00	30.21	
3-01-001-02-01-18-0002-03	Prima de Vacaciones Facultad de Mec	198,968,000.00	11,080,609.00	18,380,609.00	217,348,609.00	0.00	217,348,609.00	-3,008,333.00	199,179,329.00	91.64	69,687.00	74,789,669.00	34.41	
3-01-001-02-01-18-0002-04	Prima de Vacaciones Facultad Tecnol	337,063,000.00	0.00	13,595,174.00	350,658,174.00	0.00	350,658,174.00	-709,787.00	317,139,892.00	90.44	0.00	108,114,051.00	30.83	
3-01-001-02-01-18-0002-05	Prima de Vacaciones Facultad Artes A	321,548,000.00	0.00	0.00	321,548,000.00	0.00	321,548,000.00	5,891,945.00	243,862,608.00	75.84	0.00	93,344,309.00	29.03	
3-01-001-02-01-18-0002-06	Prima de Vacaciones Ilud	55,304,000.00	988,101.00	4,484,721.00	59,788,721.00	0.00	59,788,721.00	-915,991.00	45,104,044.00	75.44	247,542.00	29,241,204.00	48.91	
3-01-001-02-01-18-0002-07	Prima de Vacaciones Facultad de Cier	124,853,000.00	0.00	-3,000,000.00	121,853,000.00	0.00	121,853,000.00	178,032.00	110,062,167.00	90.32	55,819.00	25,869,351.00	21.23	
3-01-001-02-01-18-0002-08	Prima de Vacaciones Posgrado Facult	34,223,000.00	0.00	0.00	34,223,000.00	0.00	34,223,000.00	474,548.00	20,170,454.00	58.94	0.00	11,742,911.00	34.31	
3-01-001-02-01-18-0002-09	Prima de Vacaciones Posgrado Facult	67,299,000.00	2,790,689.00	2,790,689.00	70,089,689.00	0.00	70,089,689.00	258,844.00	64,792,003.00	92.44	0.00	31,338,514.00	44.71	
3-01-001-02-01-18-0002-10	Prima de Vacaciones Posgrado Facult	4,982,000.00	376,083.00	376,083.00	5,358,083.00	0.00	5,358,083.00	302,524.00	4,625,229.00	86.32	0.00	1,553,068.00	28.99	
3-01-001-02-01-18-0002-11	Prima de Vacaciones Posgrado Facult	11,611,000.00	4,307,936.00	4,307,936.00	15,918,936.00	0.00	15,918,936.00	0.00	10,211,416.00	64.15	0.00	6,889,578.00	43.28	
3-01-001-02-01-18-0002-12	Prima de Vacaciones Posgrado Facult	10,115,000.00	0.00	0.00	10,115,000.00	0.00	10,115,000.00	0.00	8,628,151.00	85.30	0.00	4,150,141.00	41.03	
3-01-001-02-01-18-0002-13	Prima de Vacaciones Facultad de Cie	2,687,000.00	0.00	0.00	2,687,000.00	0.00	2,687,000.00	0.00	0.00	0.00	0.00	0.00	0.00	
3-01-001-02-02	Contribuciones inherentes a la nómina	15,207,287,000.00	1,476,247,605.00	2,516,337,070.00	17,723,624,070.00	0.00	17,723,624,070.00	1,201,232,393.00	11,178,422,821.00	63.07	1,207,665,676.00	8,839,894,026.00	49.88	
3-01-001-02-02-01	Aportes a la seguridad social en pensiones	4,841,732,000.00	489,616,190.00	768,598,760.00	5,610,330,760.00	0.00	5,610,330,760.00	513,534,000.00	3,174,727,376.00	56.59	513,534,000.00	3,174,727,376.00	56.59	
3-01-001-02-02-01-0001	Aportes a la seguridad social en pensiones públicas	4,214,596,000.00	265,546,843.00	-905,799,403.00	3,308,796,597.00	0.00	3,308,796,597.00	292,811,500.00	1,945,471,934.00	58.80	292,811,500.00	1,945,471,934.00	58.80	
3-01-001-02-02-01-0001-01	Pensiones Públicas Facultad de Ingen	811,637,000.00	0.00	-302,513,903.00	509,123,097.00	0.00	509,123,097.00	46,178,150.00	338,341,912.00	66.46	46,178,150.00	338,341,912.00	66.46	
3-01-001-02-02-01-0001-02	Pensiones Públicas Facultad de Cienc	1,112,299,000.00	25,366,665.00	-336,493,161.00	775,805,819.00	0.00	775,805,819.00	63,447,450.00	432,933,402.00	55.80	63,447,450.00	432,933,402.00	55.80	
3-01-001-02-02-01-0001-03	Pensiones Públicas Facultad de Medic	0.00	35,236,132.00	317,716,132.00	317,716,132.00	0.00	317,716,132.00	34,539,500.00	174,011,369.00	54.77	34,539,500.00	174,011,369.00	54.77	
3-01-001-02-02-01-0001-04	Pensiones Públicas Facultad Tecnol	985,570,000.00	4,139,975.00	-370,280,677.00	615,289,323.00	0.00	615,289,323.00	52,342,400.00	355,194,786.00	57.73	52,342,400.00	355,194,786.00	57.73	
3-01-001-02-02-01-0001-05	Pensiones Públicas Facultad Artes AS	389,930,000.00	182,367,570.00	164,850,895.00	554,780,895.00	0.00	554,780,895.00	46,787,300.00	318,984,962.00	57.50	46,787,300.00	318,984,962.00	57.50	
3-01-001-02-02-01-0001-06	Pensiones Públicas Ilud	183,762,000.00	2,858,436.00	-106,949,003.00	76,812,997.00	0.00	76,812,997.00	7,551,500.00	52,404,828.00	68.22	7,551,500.00	52,404,828.00	68.22	
3-01-001-02-02-01-0001-07	Pensiones Públicas Facultad de Cienc	364,565,000.00	0.00	-174,504,546.00	190,060,454.00	0.00	190,060,454.00	17,429,400.00	129,214,052.00	67.99	17,429,400.00	129,214,052.00	67.99	
3-01-001-02-02-01-0001-08	Pensiones Públicas Posgrado Facultar	98,028,000.00	0.00	-53,508,101.00	44,519,899.00	0.00	44,519,899.00	3,521,000.00	21,696,962.00	48.74	3,521,000.00	21,696,962.00	48.74	
3-01-001-02-02-01-0001-09	Pensiones Públicas Posgrado Facultar	207,648,000.00	0.00	-50,055,797.00	157,592,203.00	0.00	157,592,203.00	12,999,300.00	88,882,686.00	56.40	12,999,300.00	88,882,686.00	56.40	
3-01-001-02-02-01-0001-10	Pensiones Públicas Posgrado Facultar	0.00	897,034.00	6,897,034.00	6,897,034.00	0.00	6,897,034.00	2,134,200.00	3,168,739.00	45.94	2,134,200.00	3,168,739.00	45.94	
3-01-001-02-02-01-0001-11	Pensiones Públicas Posgrado Facultar	23,100,000.00	14,681,031.00	6,357,244.00	29,457,244.00	0.00	29,457,244.00	2,383,000.00	14,552,752.00	49.40	2,383,000.00	14,552,752.00	49.40	
3-01-001-02-02-01-0001-12	Pensiones Públicas Posgrado Facultar	29,262,000.00	0.00	-7,315,900.00	21,946,500.00	0.00	21,946,500.00	3,498,300.00	16,085,484.00	73.29	3,498,300.00	16,085,484.00	73.29	
3-01-001-02-02-01-0001-13	Pensiones Públicas Facultad de Cienci	8,795,000.00	0.00	0.00	8,795,000.00	0.00	8,795,000.00	0.00	0.00	0.00	0.00	0.00	0.00	

SISTEMA DE PRESUPUESTO
EJECUCION PRESUPUESTO
INFORME DE EJECUCION DEL PRESUPUESTO DE GASTOS E INVERSIONES

08-10-2024

11:35

ENTIDAD: 230 - UNIVERSIDAD DISTRITAL FRANCISCO JOSE DE CALDAS		MES: SEPTIEMBRE											
UNIDAD EJECUTORA: 01 - RECTOR		VIGENCIA FISCAL: 2024											
RUBRO PRESUPUESTAL		APROPIACION						TOTAL COMPROMISOS		EJECUC. PRESUP.	AUTORIZACION DE GIRO		EJEC. AUT. GIRO %
COODIGO	NOMBRE	INICIAL	MODIFICACIONES		VIGENTE	SUSPENSION	DISPONIBLE	MES	ACUMULADO	(11=10/8)	MES	ACUMULADO	(14=13/8)
1	2	3	MES 4	ACUMULADO 5	6=(3+5)	7	8=(6-7)	9	10	(11=10/8)	12	13	(14=13/8)
3-01-001-02-02-01-0002	Aportes a la seguridad social en pensiones privadas	627,136,000.00	224,069,347.00	1,674,398,163.00	2,301,534,163.00	0.00	2,301,534,163.00	220,722,500.00	1,229,255,442.00	53.41	220,722,500.00	1,229,255,442.00	53.41
3-01-001-02-02-01-0002-01	Pensiones Privadas Facultad de Ingen	0.00	0.00	343,291,453.00	343,291,453.00	0.00	343,291,453.00	33,580,550.00	188,423,245.00	54.89	33,580,550.00	188,423,245.00	54.89
3-01-001-02-02-01-0002-02	Pensiones Privadas Facultad de Cienc	0.00	90,947,774.00	503,677,735.00	503,677,735.00	0.00	503,677,735.00	43,003,200.00	217,315,733.00	43.15	43,003,200.00	217,315,733.00	43.15
3-01-001-02-02-01-0002-03	Pensiones Privadas Facultad de Medi	612,726,000.00	0.00	-282,480,000.00	330,246,000.00	0.00	330,246,000.00	26,068,900.00	202,601,782.00	61.35	26,068,900.00	202,601,782.00	61.35
3-01-001-02-02-01-0002-04	Pensiones Privadas Facultad Tecnol&	0.00	2,802,773.00	416,552,324.00	416,552,324.00	0.00	416,552,324.00	42,931,800.00	224,912,723.00	53.99	42,931,800.00	224,912,723.00	53.99
3-01-001-02-02-01-0002-05	Pensiones Privadas Facultad Artes AS	0.00	98,101,110.00	312,064,254.00	312,064,254.00	0.00	312,064,254.00	39,245,400.00	208,030,121.00	66.66	39,245,400.00	208,030,121.00	66.66
3-01-001-02-02-01-0002-06	Pensiones Privadas Ilud	0.00	0.00	100,350,699.00	100,350,699.00	0.00	100,350,699.00	9,001,300.00	48,424,088.00	48.25	9,001,300.00	48,424,088.00	48.25
3-01-001-02-02-01-0002-08	Pensiones Privadas Facultad de Cienc	0.00	0.00	155,504,546.00	155,504,546.00	0.00	155,504,546.00	17,377,550.00	86,837,901.00	55.84	17,377,550.00	86,837,901.00	55.84
3-01-001-02-02-01-0002-10	Pensiones Privadas Posgrado Faculta	14,410,000.00	1,247,746.00	-4,752,254.00	9,657,746.00	0.00	9,657,746.00	282,900.00	3,741,957.00	38.75	282,900.00	3,741,957.00	38.75
3-01-001-02-02-01-0002-11	Pensiones Privadas Posgrado Faculta	0.00	0.00	33,524,378.00	33,524,378.00	0.00	33,524,378.00	2,487,100.00	15,095,007.00	45.03	2,487,100.00	15,095,007.00	45.03
3-01-001-02-02-01-0002-12	Pensiones Privadas Posgrado Faculta	0.00	22,699,775.00	72,755,572.00	72,755,572.00	0.00	72,755,572.00	5,938,700.00	26,835,725.00	36.88	5,938,700.00	26,835,725.00	36.88
3-01-001-02-02-01-0002-13	Pensiones Privadas Posgrado Faculta	0.00	8,270,169.00	16,593,956.00	16,593,956.00	0.00	16,593,956.00	805,100.00	6,038,760.00	36.39	805,100.00	6,038,760.00	36.39
3-01-001-02-02-01-0002-14	Pensiones Privadas Posgrado Faculta	0.00	0.00	7,315,500.00	7,315,500.00	0.00	7,315,500.00	0.00	998,400.00	13.65	0.00	998,400.00	13.65
3-01-001-02-02-02	Aportes a la seguridad social en salud	3,441,970,000.00	334,834,474.00	535,748,315.00	3,977,718,315.00	0.00	3,977,718,315.00	367,247,000.00	2,271,616,454.00	57.11	367,247,000.00	2,271,616,454.00	57.11
3-01-001-02-02-02-0002	Aportes a la seguridad social en salud privada	3,441,970,000.00	334,834,474.00	535,748,315.00	3,977,718,315.00	0.00	3,977,718,315.00	367,247,000.00	2,271,616,454.00	57.11	367,247,000.00	2,271,616,454.00	57.11
3-01-001-02-02-02-0002-01	Salud Privada Facultad de Ingenieria	576,727,000.00	0.00	29,652,370.00	606,379,370.00	0.00	606,379,370.00	57,793,550.00	383,283,619.00	63.21	57,793,550.00	383,283,619.00	63.21
3-01-001-02-02-02-0002-02	Salud Privada Facultad de Ciencias y	793,416,000.00	82,883,672.00	118,916,655.00	912,332,655.00	0.00	912,332,655.00	75,404,950.00	460,688,679.00	50.50	75,404,950.00	460,688,679.00	50.50
3-01-001-02-02-02-0002-03	Salud Privada Facultad de Medio amb	435,668,000.00	5,604,412.00	5,604,412.00	441,272,412.00	0.00	441,272,412.00	43,555,850.00	270,538,179.00	61.31	43,555,850.00	270,538,179.00	61.31
3-01-001-02-02-02-0002-04	Salud Privada Facultad Tecnológica	698,113,000.00	18,885,628.00	46,743,598.00	744,856,598.00	0.00	744,856,598.00	67,845,450.00	411,970,099.00	55.31	67,845,450.00	411,970,099.00	55.31
3-01-001-02-02-02-0002-05	Salud Privada Facultad Artes ASAB	276,403,000.00	198,721,995.00	337,696,557.00	614,099,557.00	0.00	614,099,557.00	62,031,200.00	379,712,632.00	61.83	62,031,200.00	379,712,632.00	61.83
3-01-001-02-02-02-0002-06	Salud Privada Ilud	130,165,000.00	2,024,726.00	-4,579,318.00	125,585,682.00	0.00	125,585,682.00	11,839,900.00	71,538,016.00	56.96	11,839,900.00	71,538,016.00	56.96
3-01-001-02-02-02-0002-07	Salud Privada Facultad de Ciencias M	258,479,000.00	0.00	-13,000,000.00	245,479,000.00	0.00	245,479,000.00	24,656,300.00	153,047,103.00	62.35	24,656,300.00	153,047,103.00	62.35
3-01-001-02-02-02-0002-08	Salud Privada Posgrado Facultad de li	70,127,000.00	0.00	-12,000,000.00	58,127,000.00	0.00	58,127,000.00	4,256,100.00	26,063,369.00	44.84	4,256,100.00	26,063,369.00	44.84
3-01-001-02-02-02-0002-09	Salud Privada Posgrado Facultad de C	149,346,000.00	10,456,441.00	10,456,441.00	159,802,441.00	0.00	159,802,441.00	13,414,900.00	82,269,257.00	51.48	13,414,900.00	82,269,257.00	51.48
3-01-001-02-02-02-0002-10	Salud Privada Posgrado Facultad de h	10,207,000.00	0.00	0.00	10,207,000.00	0.00	10,207,000.00	1,712,300.00	4,896,296.00	47.97	1,712,300.00	4,896,296.00	47.97
3-01-001-02-02-02-0002-11	Salud Privada Posgrado Facultad Tecni	16,362,000.00	16,257,600.00	16,257,600.00	32,619,600.00	0.00	32,619,600.00	2,258,500.00	15,507,521.00	47.54	2,258,500.00	15,507,521.00	47.54
3-01-001-02-02-02-0002-12	Salud Privada Posgrado Facultad Arte	20,727,000.00	0.00	0.00	20,727,000.00	0.00	20,727,000.00	2,478,000.00	12,101,684.00	58.39	2,478,000.00	12,101,684.00	58.39
3-01-001-02-02-02-0002-13	Salud Privada Facultad de Ciencias d	6,230,000.00	0.00	0.00	6,230,000.00	0.00	6,230,000.00	0.00	0.00	0.00	0.00	0.00	0.00
3-01-001-02-02-03	Aportes de cesantías	3,718,060,000.00	328,167,024.00	682,974,090.00	4,401,034,090.00	0.00	4,401,034,090.00	-4,719,707.00	3,684,949,391.00	83.73	1,713,576.00	1,346,420,596.00	30.59

SISTEMA DE PRESUPUESTO
EJECUCIÓN PRESUPUESTO
INFORME DE EJECUCION DEL PRESUPUESTO DE GASTOS E INVERSIONES

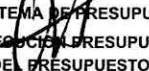
08-10-2024
 11:35

ENTIDAD:		230 - UNIVERSIDAD DISTRITAL FRANCISCO JOSE DE CALDAS							MES:		SEPTIEMBRE			
UNIDAD EJECUTORA:		01 - RECTOR							VIGENCIA FISCAL:		2024			
RUBRO PRESUPUESTAL		APROPIACION						TOTAL COMPROMISOS		EJECUC. PRESUP.	AUTORIZACION DE GIRO		EJEC. AUT. GIRO %	
CODIGO	NOMBRE	INICIAL	MODIFICACIONES		VIGENTE	SUSPENSION	DISPONIBLE	MES	ACUMULADO		MES	ACUMULADO		
1	2	3	MES 4	ACUMULADO 5	6=(3+5)	7	8=(6-7)	9	10	11=(10/8)	12	13	14=(13/8)	
3-01-001-02-02-03-0001	Aportes de cesantías a fondos públicos	3,259,311,000.00	300,825,948.00	641,133,014.00	3,900,444,014.00	0.00	3,900,444,014.00	1,368,366.00	3,226,389,140.00	82.72	1,556,780.00	1,174,649,438.00	30.12	
3-01-001-02-02-03-0001-01	Cesantías Fondos Públicos Facultad d	618,119,000.00	51,316,783.00	83,032,653.00	701,151,653.00	0.00	701,151,653.00	-4,815,817.00	608,373,729.00	86.77	431,223.00	206,272,666.00	29.42	
3-01-001-02-02-03-0001-02	Cesantías Fondos Públicos Facultad d	833,157,000.00	18,814,335.00	58,379,976.00	891,536,976.00	0.00	891,536,976.00	-5,465,434.00	773,080,860.00	86.71	442,992.00	269,323,787.00	30.21	
3-01-001-02-02-03-0001-04	Cesantías Fondos Públicos Facultad T	758,500,000.00	0.00	30,589,143.00	789,089,143.00	0.00	789,089,143.00	-1,597,018.00	713,564,785.00	90.43	0.00	243,256,625.00	30.83	
3-01-001-02-02-03-0001-05	Cesantías Fondos Públicos Facultad P	301,119,000.00	223,078,819.00	472,265,949.00	773,384,949.00	0.00	773,384,949.00	13,256,899.00	548,690,944.00	70.95	0.00	210,024,755.00	27.16	
3-01-001-02-02-03-0001-06	Cesantías Fondos Públicos Ilud	136,811,000.00	2,223,228.00	-27,490.00	136,783,510.00	0.00	136,783,510.00	-2,060,968.00	101,484,365.00	74.19	556,973.00	65,792,979.00	48.10	
3-01-001-02-02-03-0001-07	Cesantías Fondos Públicos Facultad d	280,921,000.00	0.00	-8,500,000.00	272,421,000.00	0.00	272,421,000.00	400,571.00	247,639,921.00	90.90	125,592.00	58,206,064.00	21.37	
3-01-001-02-02-03-0001-08	Cesantías Fondos Públicos Posgrado	77,003,000.00	0.00	0.00	77,003,000.00	0.00	77,003,000.00	1,067,733.00	45,383,521.00	58.94	0.00	26,421,547.00	34.31	
3-01-001-02-02-03-0001-09	Cesantías Fondos Públicos Posgrado	152,309,000.00	5,392,783.00	5,392,783.00	157,701,783.00	0.00	157,701,783.00	582,400.00	145,782,000.00	92.44	0.00	70,511,654.00	44.71	
3-01-001-02-02-03-0001-11	Cesantías Fondos Públicos Posgrado	71,772,000.00	0.00	0.00	71,772,000.00	0.00	71,772,000.00	0.00	22,975,680.00	32.01	0.00	15,501,547.00	21.60	
3-01-001-02-02-03-0001-12	Cesantías Fondos Públicos Posgrado	22,759,000.00	0.00	0.00	22,759,000.00	0.00	22,759,000.00	0.00	19,413,335.00	85.30	0.00	9,337,814.00	41.03	
3-01-001-02-02-03-0001-14	Cesantías Fondos Públicos Facultad	6,841,000.00	0.00	0.00	6,841,000.00	0.00	6,841,000.00	0.00	0.00	0.00	0.00	0.00	0.00	
3-01-001-02-02-03-0002	Aportes de cesantías a fondos privados	458,749,000.00	27,341,076.00	41,841,076.00	500,590,076.00	0.00	500,590,076.00	-6,088,073.00	458,560,251.00	91.60	156,796.00	171,771,158.00	34.31	
3-01-001-02-02-03-0002-03	Cesantías Fondos Privados Facultad d	447,541,000.00	26,493,396.00	40,993,396.00	488,534,396.00	0.00	488,534,396.00	-6,768,753.00	448,153,491.00	91.73	156,796.00	168,276,758.00	34.45	
3-01-001-02-02-03-0002-10	Cesantías Fondos Privados Posgrado	11,208,000.00	847,680.00	847,680.00	12,055,680.00	0.00	12,055,680.00	680,680.00	10,406,760.00	86.32	0.00	3,494,400.00	28.99	
3-01-001-02-02-04	Aportes a cajas de compensación familiar	1,696,691,000.00	177,472,118.00	282,899,110.00	1,979,590,110.00	0.00	1,979,590,110.00	172,884,900.00	1,089,781,100.00	55.05	172,884,900.00	1,089,781,100.00	55.05	
3-01-001-02-02-04-0001	Compensar	1,696,691,000.00	177,472,118.00	282,899,110.00	1,979,590,110.00	0.00	1,979,590,110.00	172,884,900.00	1,089,781,100.00	55.05	172,884,900.00	1,089,781,100.00	55.05	
3-01-001-02-02-04-0001-01	Caja de Compensación Facultad de In	314,696,000.00	0.00	14,156,359.00	328,852,359.00	0.00	328,852,359.00	27,207,850.00	183,452,750.00	55.79	27,207,850.00	183,452,750.00	55.79	
3-01-001-02-02-04-0001-02	Caja de Compensación Facultad de Ci	380,066,000.00	48,427,963.00	66,026,264.00	446,092,264.00	0.00	446,092,264.00	35,498,800.00	220,927,700.00	49.53	35,498,800.00	220,927,700.00	49.53	
3-01-001-02-02-04-0001-03	Caja de Compensación Facultad de M	216,504,000.00	0.00	0.00	216,504,000.00	0.00	216,504,000.00	20,504,800.00	129,873,000.00	59.99	20,504,800.00	129,873,000.00	59.99	
3-01-001-02-02-04-0001-04	Caja de Compensación Facultad Tecn	328,523,000.00	17,196,992.00	30,306,625.00	358,829,625.00	0.00	358,829,625.00	31,933,900.00	197,625,200.00	55.07	31,933,900.00	197,625,200.00	55.07	
3-01-001-02-02-04-0001-05	Caja de Compensación Facultad Artes	135,099,000.00	97,292,641.00	165,723,665.00	300,822,665.00	0.00	300,822,665.00	29,197,500.00	181,877,450.00	60.46	29,197,500.00	181,877,450.00	60.46	
3-01-001-02-02-04-0001-06	Caja de Compensación Ilud	61,254,000.00	952,812.00	84,487.00	61,338,487.00	0.00	61,338,487.00	5,582,700.00	34,735,650.00	56.63	5,582,700.00	34,735,650.00	56.63	
3-01-001-02-02-04-0001-07	Caja de Compensación Facultad de Ci	126,234,000.00	0.00	-7,000,000.00	119,234,000.00	0.00	119,234,000.00	11,607,200.00	72,844,350.00	61.09	11,607,200.00	72,844,350.00	61.09	
3-01-001-02-02-04-0001-08	Caja de Compensación Posgrado Faci	34,370,000.00	0.00	0.00	34,370,000.00	0.00	34,370,000.00	2,003,300.00	12,716,800.00	37.00	2,003,300.00	12,716,800.00	37.00	
3-01-001-02-02-04-0001-09	Caja de Compensación Posgrado Faci	74,385,000.00	5,314,545.00	5,314,545.00	79,699,545.00	0.00	79,699,545.00	6,313,900.00	39,944,300.00	50.12	6,313,900.00	39,944,300.00	50.12	
3-01-001-02-02-04-0001-10	Caja de Compensación Posgrado Faci	5,003,000.00	0.00	0.00	5,003,000.00	0.00	5,003,000.00	805,700.00	2,366,200.00	47.30	805,700.00	2,366,200.00	47.30	
3-01-001-02-02-04-0001-11	Caja de Compensación Posgrado Faci	7,700,000.00	8,287,165.00	8,287,165.00	15,987,165.00	0.00	15,987,165.00	1,062,950.00	7,573,600.00	47.37	1,062,950.00	7,573,600.00	47.37	
3-01-001-02-02-04-0001-12	Caja de Compensación Posgrado Faci	10,159,000.00	0.00	0.00	10,159,000.00	0.00	10,159,000.00	1,166,300.00	5,844,100.00	57.53	1,166,300.00	5,844,100.00	57.53	
3-01-001-02-02-04-0001-14	Caja de Compensación Facultad de C	2,698,000.00	0.00	0.00	2,698,000.00	0.00	2,698,000.00	0.00	0.00	0.00	0.00	0.00	0.00	
3-01-001-02-02-05	Aportes generales al sistema de	226,794,000.00	18,316,936.00	34,740,923.00	261,534,923.00	0.00	261,534,923.00	22,610,200.00	139,951,000.00	53.51	22,610,200.00	139,951,000.00	53.51	

SISTEMA DE PRESUPUESTO
EJECUCION PRESUPUESTO
INFORME DE EJECUCION DEL PRESUPUESTO DE GASTOS E INVERSIONES

08-10-2024
11:35

ENTIDAD: 230 - UNIVERSIDAD DISTRITAL FRANCISCO JOSE DE CALDAS		MES: SEPTIEMBRE											
UNIDAD EJECUTORA: 01 - RECTOR		VIGENCIA FISCAL: 2024											
RUBRO PRESUPUESTAL		APROPIACION						TOTAL COMPROMISOS		EJEC. PRESUP. (11=10/8)	AUTORIZACION DE GIRO		EJEC. AUT. GIRO % (14=13/8)
CODIGO	NOMBRE	INICIAL	MODIFICACIONES		VIGENTE	SUSPENSION	DISPONIBLE	MES	ACUMULADO		MES	ACUMULADO	
1	2	3	MES 4	ACUMULADO 5	6=(3+5)	7	8=(6-7)	9	10	12	13	14=13/8	
3-01-001-02-02-05-0001	riesgos laborales Aportes generales al sistema de riesgos laborales públicos	226,794,000.00	18,316,936.00	34,740,923.00	261,534,923.00	0.00	261,534,923.00	22,610,200.00	139,951,000.00	53.51	22,610,200.00	139,951,000.00	53.51
3-01-001-02-02-05-0001-01	ARL Facultad de Ingeniería	41,003,000.00	0.00	1,817,286.00	42,820,286.00	0.00	42,820,286.00	3,558,150.00	23,597,000.00	55.11	3,558,150.00	23,597,000.00	55.11
3-01-001-02-02-05-0001-02	ARL Facultad de Ciencias y Educación	57,732,000.00	4,932,492.00	7,145,344.00	64,877,344.00	0.00	64,877,344.00	4,643,350.00	28,367,800.00	43.73	4,643,350.00	28,367,800.00	43.73
3-01-001-02-02-05-0001-03	ARL Facultad de Medio Ambiente y Recursos Naturales	27,128,000.00	0.00	0.00	27,128,000.00	0.00	27,128,000.00	2,682,350.00	16,654,350.00	61.39	2,682,350.00	16,654,350.00	61.39
3-01-001-02-02-05-0001-04	ARL Facultad Tecnológica	42,873,000.00	439,310.00	2,150,117.00	45,023,117.00	0.00	45,023,117.00	4,176,500.00	25,462,650.00	56.55	4,176,500.00	25,462,650.00	56.55
3-01-001-02-02-05-0001-05	ARL Facultad Artes ASAB	16,932,000.00	12,191,935.00	20,763,165.00	37,695,165.00	0.00	37,695,165.00	3,819,500.00	23,377,100.00	62.02	3,819,500.00	23,377,100.00	62.02
3-01-001-02-02-05-0001-06	ARL Ilud	4,858,000.00	124,342.00	2,836,154.00	7,694,154.00	0.00	7,694,154.00	729,900.00	4,410,650.00	57.32	729,900.00	4,410,650.00	57.32
3-01-001-02-02-05-0001-07	ARL Facultad de Ciencias Matemáticas	15,821,000.00	0.00	-600,000.00	15,221,000.00	0.00	15,221,000.00	1,517,050.00	9,418,150.00	61.88	1,517,050.00	9,418,150.00	61.88
3-01-001-02-02-05-0001-08	ARL Posgrado Facultad de Ingeniería	4,307,000.00	0.00	0.00	4,307,000.00	0.00	4,307,000.00	262,000.00	1,604,550.00	37.25	262,000.00	1,604,550.00	37.25
3-01-001-02-02-05-0001-09	ARL Posgrado Facultad de Ciencias y Educación	11,516,000.00	628,857.00	628,857.00	12,144,857.00	0.00	12,144,857.00	824,850.00	5,059,350.00	41.66	824,850.00	5,059,350.00	41.66
3-01-001-02-02-05-0001-10	ARL Posgrado Facultad de Medio Ambiente y Recursos Naturales	627,000.00	0.00	0.00	627,000.00	0.00	627,000.00	105,300.00	301,300.00	48.05	105,300.00	301,300.00	48.05
3-01-001-02-02-05-0001-11	ARL Posgrado Facultad Tecnológica	2,341,000.00	0.00	0.00	2,341,000.00	0.00	2,341,000.00	138,950.00	954,250.00	40.76	138,950.00	954,250.00	40.76
3-01-001-02-02-05-0001-12	ARL Posgrado Facultad Artes ASAB	1,273,000.00	0.00	0.00	1,273,000.00	0.00	1,273,000.00	152,300.00	743,850.00	58.43	152,300.00	743,850.00	58.43
3-01-001-02-02-05-0001-14	ARL Facultad de Ciencias de la Salud	383,000.00	0.00	0.00	383,000.00	0.00	383,000.00	0.00	0.00	0.00	0.00	0.00	0.00
3-01-001-02-02-06	Aportes al ICBF	1,282,040,000.00	127,840,863.00	211,375,872.00	1,493,415,872.00	0.00	1,493,415,872.00	129,676,000.00	817,397,500.00	54.73	129,676,000.00	817,397,500.00	54.73
3-01-001-02-02-06-0001	ICBF Facultad Ingeniería	243,332,000.00	0.00	10,617,266.00	253,949,266.00	0.00	253,949,266.00	20,408,100.00	137,600,750.00	54.18	20,408,100.00	137,600,750.00	54.18
3-01-001-02-02-06-0001-00	ICBF Facultad Ingeniería	243,332,000.00	0.00	10,617,266.00	253,949,266.00	0.00	253,949,266.00	20,408,100.00	137,600,750.00	54.18	20,408,100.00	137,600,750.00	54.18
3-01-001-02-02-06-0002	ICBF Facultad Ciencias y Educación	284,463,000.00	36,158,717.00	49,403,790.00	333,866,790.00	0.00	333,866,790.00	26,626,400.00	165,706,800.00	49.63	26,626,400.00	165,706,800.00	49.63
3-01-001-02-02-06-0002-00	ICBF Facultad Ciencias y Educación	284,463,000.00	36,158,717.00	49,403,790.00	333,866,790.00	0.00	333,866,790.00	26,626,400.00	165,706,800.00	49.63	26,626,400.00	165,706,800.00	49.63
3-01-001-02-02-06-0003	ICBF Facultad Medio Ambiente y Recursos Naturales	160,501,000.00	1,702,668.00	1,702,668.00	162,203,668.00	0.00	162,203,668.00	15,379,600.00	97,411,200.00	60.05	15,379,600.00	97,411,200.00	60.05
3-01-001-02-02-06-0003-00	ICBF Facultad Medio Ambiente y Recursos Naturales	160,501,000.00	1,702,668.00	1,702,668.00	162,203,668.00	0.00	162,203,668.00	15,379,600.00	97,411,200.00	60.05	15,379,600.00	97,411,200.00	60.05
3-01-001-02-02-06-0004	ICBF Facultad Tecnológica	246,393,000.00	12,113,502.00	21,945,727.00	268,338,727.00	0.00	268,338,727.00	23,952,550.00	148,226,400.00	55.24	23,952,550.00	148,226,400.00	55.24
3-01-001-02-02-06-0004-00	ICBF Facultad Tecnológica	246,393,000.00	12,113,502.00	21,945,727.00	268,338,727.00	0.00	268,338,727.00	23,952,550.00	148,226,400.00	55.24	23,952,550.00	148,226,400.00	55.24
3-01-001-02-02-06-0005	ICBF Facultad Artes ASAB	101,254,000.00	72,944,988.00	124,322,529.00	225,576,529.00	0.00	225,576,529.00	21,900,300.00	136,419,250.00	60.48	21,900,300.00	136,419,250.00	60.48
3-01-001-02-02-06-0005-00	ICBF Facultad Artes ASAB	101,254,000.00	72,944,988.00	124,322,529.00	225,576,529.00	0.00	225,576,529.00	21,900,300.00	136,419,250.00	60.48	21,900,300.00	136,419,250.00	60.48
3-01-001-02-02-06-0006	ICBF Ilud	41,844,000.00	952,812.00	4,415,716.00	46,259,716.00	0.00	46,259,716.00	4,187,900.00	26,057,300.00	56.33	4,187,900.00	26,057,300.00	56.33
3-01-001-02-02-06-0006-00	ICBF Ilud	41,844,000.00	952,812.00	4,415,716.00	46,259,716.00	0.00	46,259,716.00	4,187,900.00	26,057,300.00	56.33	4,187,900.00	26,057,300.00	56.33
3-01-001-02-02-06-0007	ICBF Facultad de Ciencias Matemáticas y Naturales	94,653,000.00	0.00	-5,000,000.00	89,653,000.00	0.00	89,653,000.00	8,706,350.00	54,636,850.00	60.94	8,706,350.00	54,636,850.00	60.94
3-01-001-02-02-06-0007-00	ICBF Facultad de Ciencias Matemáticas y Naturales	94,653,000.00	0.00	-5,000,000.00	89,653,000.00	0.00	89,653,000.00	8,706,350.00	54,636,850.00	60.94	8,706,350.00	54,636,850.00	60.94


SISTEMA DE PRESUPUESTO
EJECUCION DE PRESUPUESTO
INFORME DE EJECUCION DE PRESUPUESTO DE GASTOS E INVERSIONES

08-10-2024

11:35

ENTIDAD: 230 - UNIVERSIDAD DISTRITAL FRANCISCO JOSE DE CALDAS		MES: SEPTIEMBRE												
UNIDAD EJECUTORA: 01 - RECTOR		VIGENCIA FISCAL: 2024												
RUBRO PRESUPUESTAL		APROPIACION							TOTAL COMPROMISOS		EJECUC. PRESUP. (11+10/8)	AUTORIZACION DE GIRO		EJEC. AUT. GIRO % (14+13/8)
CODIGO 1	NOMBRE 2	INICIAL 3	MODIFICACIONES		VIGENTE 6=(3+5)	SUSPENSION 7	DISPONIBLE 8=(6-7)	MES 9	ACUMULADO 10	MES 12		ACUMULADO 13		
			MES 4	ACUMULADO 5										
3-01-001-02-02-06-0008	ICBF Posgrado Facultad Ingenieria	25,777,000.00	0.00	0.00	25,777,000.00	0.00	25,777,000.00	1,502,500.00	9,538,400.00	37.00	1,502,500.00	9,538,400.00	37.00	
3-01-001-02-02-06-0008-00	ICBF Posgrado Facultad Ingenieria	25,777,000.00	0.00	0.00	25,777,000.00	0.00	25,777,000.00	1,502,500.00	9,538,400.00	37.00	1,502,500.00	9,538,400.00	37.00	
3-01-001-02-02-06-0009	ICBF Posgrado Facultad Ciencias y Educacion	56,412,000.00	3,968,176.00	3,968,176.00	60,380,176.00	0.00	60,380,176.00	4,735,600.00	29,960,500.00	49.62	4,735,600.00	29,960,500.00	49.62	
3-01-001-02-02-06-0009-00	ICBF Posgrado Facultad Ciencias y Et	56,412,000.00	3,968,176.00	3,968,176.00	60,380,176.00	0.00	60,380,176.00	4,735,600.00	29,960,500.00	49.62	4,735,600.00	29,960,500.00	49.62	
3-01-001-02-02-06-0010	ICBF Posgrado Facultad Medio Ambiente y Recursos Naturales	3,752,000.00	0.00	0.00	3,752,000.00	0.00	3,752,000.00	604,500.00	1,775,100.00	47.31	604,500.00	1,775,100.00	47.31	
3-01-001-02-02-06-0010-00	ICBF Posgrado Facultad Medio Ambie	3,752,000.00	0.00	0.00	3,752,000.00	0.00	3,752,000.00	604,500.00	1,775,100.00	47.31	604,500.00	1,775,100.00	47.31	
3-01-001-02-02-06-0011	ICBF Posgrado Facultad Tecnológica	14,016,000.00	0.00	0.00	14,016,000.00	0.00	14,016,000.00	797,400.00	5,681,350.00	40.53	797,400.00	5,681,350.00	40.53	
3-01-001-02-02-06-0011-00	ICBF Posgrado Facultad Tecnológica	14,016,000.00	0.00	0.00	14,016,000.00	0.00	14,016,000.00	797,400.00	5,681,350.00	40.53	797,400.00	5,681,350.00	40.53	
3-01-001-02-02-06-0012	ICBF Posgrado Facultad Artes ASAB	7,619,000.00	0.00	0.00	7,619,000.00	0.00	7,619,000.00	874,800.00	4,383,600.00	57.54	874,800.00	4,383,600.00	57.54	
3-01-001-02-02-06-0012-00	ICBF Posgrado Facultad Artes ASAB	7,619,000.00	0.00	0.00	7,619,000.00	0.00	7,619,000.00	874,800.00	4,383,600.00	57.54	874,800.00	4,383,600.00	57.54	
3-01-001-02-02-06-0013	ICBF Facultad de Ciencias de la Salud	2,024,000.00	0.00	0.00	2,024,000.00	0.00	2,024,000.00	0.00	0.00	0.00	0.00	0.00	0.00	
3-01-001-02-02-06-0013-00	ICBF Facultad de Ciencias de la Salu	2,024,000.00	0.00	0.00	2,024,000.00	0.00	2,024,000.00	0.00	0.00	0.00	0.00	0.00	0.00	
3-01-002	Adquisición de bienes y servicios	104,450,165,000.00	16,506,591,372.00	23,938,833,468.00	128,388,998,468.00	0.00	128,388,998,468.00	10,358,425,655.00	97,278,089,154.00	75.77	6,721,694,260.00	65,250,343,936.00	50.82	
3-01-002-01	Adquisición de activos no financieros	2,569,383,000.00	1,115,891,000.00	1,510,355,713.00	4,079,738,713.00	0.00	4,079,738,713.00	79,032,660.00	2,130,966,291.00	52.23	0.00	959,442,700.00	23.52	
3-01-002-01-01	Activos fijos	2,569,383,000.00	1,115,891,000.00	1,510,355,713.00	4,079,738,713.00	0.00	4,079,738,713.00	79,032,660.00	2,130,966,291.00	52.23	0.00	959,442,700.00	23.52	
3-01-002-01-01-04	Activos fijos no clasificados como maquinaria y equipo	220,000,000.00	0.00	394,464,713.00	614,464,713.00	0.00	614,464,713.00	79,032,660.00	381,105,405.00	62.02	0.00	0.00	0.00	
3-01-002-01-01-04-0001	Muebles, instrumentos musicales, artículos de deporte y antigüedades	220,000,000.00	0.00	394,464,713.00	614,464,713.00	0.00	614,464,713.00	79,032,660.00	381,105,405.00	62.02	0.00	0.00	0.00	
3-01-002-01-01-04-0001-01	Instrumentos musicales	20,000,000.00	0.00	112,704,204.00	132,704,204.00	0.00	132,704,204.00	0.00	0.00	0.00	0.00	0.00	0.00	
3-01-002-01-01-04-0001-02	Artículos de deporte	200,000,000.00	0.00	281,760,509.00	481,760,509.00	0.00	481,760,509.00	79,032,660.00	381,105,405.00	79.11	0.00	0.00	0.00	
3-01-002-01-01-05	Otros activos fijos	2,349,383,000.00	1,115,891,000.00	1,115,891,000.00	3,465,274,000.00	0.00	3,465,274,000.00	0.00	1,749,860,886.00	50.50	0.00	959,442,700.00	27.69	
3-01-002-01-01-05-0002	Productos de la propiedad intelectual	2,349,383,000.00	1,115,891,000.00	1,115,891,000.00	3,465,274,000.00	0.00	3,465,274,000.00	0.00	1,749,860,886.00	50.50	0.00	959,442,700.00	27.69	
3-01-002-01-01-05-0002-03	Paquetes de software	2,349,383,000.00	1,115,891,000.00	1,115,891,000.00	3,465,274,000.00	0.00	3,465,274,000.00	0.00	1,749,860,886.00	50.50	0.00	959,442,700.00	27.69	
3-01-002-02	Adquisiciones diferentes de activos	101,880,782,000.00	15,390,700,372.00	22,428,477,755.00	124,309,259,755.00	0.00	124,309,259,755.00	10,279,392,995.00	95,147,122,863.00	76.54	6,721,694,260.00	64,290,901,236.00	51.72	
3-01-002-02-01	Materiales y suministros	1,708,740,000.00	-400,019,130.00	218,645,175.00	1,927,385,175.00	0.00	1,927,385,175.00	139,584,620.00	1,004,029,706.00	52.09	23,415,389.00	443,846,577.00	23.03	
3-01-002-02-01-02	Productos alimenticios, bebidas y tabaco; textiles, prendas de vestir y productos de cuero	250,800,000.00	0.00	56,352,102.00	307,152,102.00	0.00	307,152,102.00	132,101,900.00	132,101,900.00	43.01	0.00	0.00	0.00	

SISTEMA DE PRESUPUESTO
EJECUCION PRESUPUESTO
INFORME DE EJECUCION DEL PRESUPUESTO DE GASTOS E INVERSIONES

08-10-2024
11:35

ENTIDAD: 230 - UNIVERSIDAD DISTRITAL FRANCISCO JOSE DE CALDAS		MES: SEPTIEMBRE											
UNIDAD EJECUTORA: 01 - RECTOR		VIGENCIA FISCAL: 2024											
RUBRO PRESUPUESTAL		APROPIACION						TOTAL COMPROMISOS		EJECUC. PRESUP.	AUTORIZACION DE GIRO		EJEC. AUT. GIRO %
CODIGO 1	NOMBRE 2	INICIAL 3	MODIFICACIONES		VIGENTE 8=(3+5)	SUSPENSION 7	DISPONIBLE 8=(6-7)	MES 9	ACUMULADO 10	(11=10/8)	AUTORIZACION DE GIRO		(14=13/8)
			MES 4	ACUMULADO 5							MES 12	ACUMULADO 13	
3-01-002-02-01-02-0008	Tejido de punto o ganchillo; prendas de vestir	250,800,000.00	0.00	56,352,102.00	307,152,102.00	0.00	307,152,102.00	132,101,900.00	132,101,900.00	43.01	0.00	0.00	0.00
3-01-002-02-01-02-0008-00	Tejido de punto o ganchillo; prendas d	250,800,000.00	0.00	56,352,102.00	307,152,102.00	0.00	307,152,102.00	132,101,900.00	132,101,900.00	43.01	0.00	0.00	0.00
3-01-002-02-01-03	Otros bienes transportables (excepto productos metálicos, maquinaria y equipo)	516,883,000.00	0.00	262,976,475.00	779,859,475.00	0.00	779,859,475.00	7,482,720.00	517,115,655.00	66.31	3,455,519.00	354,985,707.00	45.52
3-01-002-02-01-03-0002	Pasta o pulpa, papel y productos de papel; impresos y artículos similares	302,083,000.00	0.00	0.00	302,083,000.00	0.00	302,083,000.00	7,482,720.00	256,237,661.00	84.82	0.00	243,293,941.00	80.54
3-01-002-02-01-03-0002-01	Pastas o pulpas de otras fibras n.c.p.;	302,083,000.00	0.00	0.00	302,083,000.00	0.00	302,083,000.00	7,482,720.00	256,237,661.00	84.82	0.00	243,293,941.00	80.54
3-01-002-02-01-03-0003	Productos de hornos de coque; productos de refinación de petróleo y combustible nuclear	58,000,000.00	0.00	0.00	58,000,000.00	0.00	58,000,000.00	0.00	50,000,000.00	86.21	3,455,519.00	23,035,612.00	39.72
3-01-002-02-01-03-0003-31	Gasolina motor corriente	30,000,000.00	0.00	0.00	30,000,000.00	0.00	30,000,000.00	0.00	30,000,000.00	100.00	3,455,519.00	22,750,585.00	75.84
3-01-002-02-01-03-0003-36	Diésel oil ACPM (fuel gas gasoil marin	28,000,000.00	0.00	0.00	28,000,000.00	0.00	28,000,000.00	0.00	20,000,000.00	71.43	0.00	285,027.00	1.02
3-01-002-02-01-03-0005	Otros productos químicos; fibras artificiales (o fibras industriales hechas por el hombre)	68,000,000.00	0.00	262,976,475.00	330,976,475.00	0.00	330,976,475.00	0.00	122,221,840.00	36.93	0.00	0.00	0.00
3-01-002-02-01-03-0005-02	Otros medicamentos n.c.p. para uso h	68,000,000.00	0.00	262,976,475.00	330,976,475.00	0.00	330,976,475.00	0.00	122,221,840.00	36.93	0.00	0.00	0.00
3-01-002-02-01-03-0006	Productos de caucho y plástico	88,800,000.00	0.00	0.00	88,800,000.00	0.00	88,800,000.00	0.00	88,656,154.00	99.84	0.00	88,656,154.00	99.84
3-01-002-02-01-03-0006-09	Cartuchos plásticos para impresora de	88,800,000.00	0.00	0.00	88,800,000.00	0.00	88,800,000.00	0.00	88,656,154.00	99.84	0.00	88,656,154.00	99.84
3-01-002-02-01-04	Productos metálicos y paquetes de software	941,057,000.00	-400,019,130.00	-100,683,402.00	840,373,598.00	0.00	840,373,598.00	0.00	354,812,151.00	42.22	19,959,870.00	88,860,870.00	10.57
3-01-002-02-01-04-0002	Productos metálicos elaborados (excepto maquinaria y equipo)	730,057,000.00	-398,880,000.00	-155,896,371.00	574,160,629.00	0.00	574,160,629.00	0.00	258,000,000.00	44.94	0.00	0.00	0.00
3-01-002-02-01-04-0002-09	Artículos n.c.p. de ferretería y cerrajer	510,057,000.00	-178,880,000.00	64,103,629.00	574,160,629.00	0.00	574,160,629.00	0.00	258,000,000.00	44.94	0.00	0.00	0.00
3-01-002-02-01-04-0002-10	Artículos n.c.p. de metal moldeado	220,000,000.00	-220,000,000.00	-220,000,000.00	0.00	0.00	0.00	0.00	0.00	0.00	0.00	0.00	0.00
3-01-002-02-01-04-0004	Maquinaria para usos especiales	10,000,000.00	0.00	0.00	10,000,000.00	0.00	10,000,000.00	0.00	7,951,281.00	79.51	0.00	0.00	0.00
3-01-002-02-01-04-0004-08	Calentadores de agua instantáneos o	10,000,000.00	0.00	0.00	10,000,000.00	0.00	10,000,000.00	0.00	7,951,281.00	79.51	0.00	0.00	0.00
3-01-002-02-01-04-0005	Maquinaria de oficina, contabilidad e informática	90,000,000.00	-1,139,130.00	-1,139,130.00	88,860,870.00	0.00	88,860,870.00	0.00	88,860,870.00	100.00	19,959,870.00	88,860,870.00	100.00
3-01-002-02-01-04-0005-99	Máquinas y material de oficina n.c.p.	90,000,000.00	-1,139,130.00	-1,139,130.00	88,860,870.00	0.00	88,860,870.00	0.00	88,860,870.00	100.00	19,959,870.00	88,860,870.00	100.00

SISTEMA DE PRESUPUESTO
EJECUCIÓN PRESUPUESTO
INFORME DE EJECUCION DEL PRESUPUESTO DE GASTOS E INVERSIONES

08-10-2024


11:35

ENTIDAD: 230 - UNIVERSIDAD DISTRITAL FRANCISCO JOSE DE CALDAS		MES: SEPTIEMBRE											
UNIDAD EJECUTORA: 01 - RECTOR		VIGENCIA FISCAL: 2024											
RUBRO PRESUPUESTAL		APROPIACION						TOTAL COMPROMISOS		EJEC. PRESUP.	AUTORIZACION DE GIRO		EJEC. AUT. GIRO %
COOIGO 1	NOMBRE 2	INICIAL 3	MODIFICACIONES		VIGENTE 6=(3+5)	SUSPENSION 7	DISPONIBLE 8=(6-7)	MES 9	ACUMULADO 10	(11=10/8)	MES 12	ACUMULADO 13	(14=13/8)
			MES 4	ACUMULADO 5									
3-01-002-02-01-04-0007	Equipo y aparatos de radio, televisión y comunicaciones	111,000,000.00	0.00	56,352,099.00	167,352,099.00	0.00	167,352,099.00	0.00	0.00	0.00	0.00	0.00	0.00
3-01-002-02-01-04-0007-01	Equipos transmisores de radiodifusión	111,000,000.00	0.00	0.00	111,000,000.00	0.00	111,000,000.00	0.00	0.00	0.00	0.00	0.00	0.00
3-01-002-02-01-04-0007-02	Micrófonos y sus soportes, altavoces, Adquisición de bebidas	0.00	0.00	56,352,099.00	56,352,099.00	0.00	56,352,099.00	0.00	0.00	0.00	0.00	0.00	0.00
3-01-002-02-02	Adquisición de servicios	100,172,042,000.00	15,790,719,502.00	22,209,832,580.00	122,381,874,580.00	0.00	122,381,874,580.00	10,139,808,375.00	94,143,093,157.00	76.93	6,698,278,871.00	63,847,054,659.00	52.17
3-01-002-02-02-05	Servicios de la construcción	83,250,000.00	-83,250,000.00	-83,250,000.00	0.00	0.00	0.00	0.00	0.00	0.00	0.00	0.00	0.00
3-01-002-02-02-05-0004	Servicios de construcción	83,250,000.00	-83,250,000.00	-83,250,000.00	0.00	0.00	0.00	0.00	0.00	0.00	0.00	0.00	0.00
3-01-002-02-02-05-0004-07	Servicios de instalación de vidrios y ve	83,250,000.00	-83,250,000.00	-83,250,000.00	0.00	0.00	0.00	0.00	0.00	0.00	0.00	0.00	0.00
3-01-002-02-02-06	Servicios de alojamiento; servicios de suministro de comidas y bebidas; servicios de transporte; y servicios de distribución de electricidad, gas y agua	8,065,750,000.00	-44,705,800.00	1,085,090,615.00	9,150,840,615.00	0.00	9,150,840,615.00	2,284,258,839.00	7,902,190,412.00	86.35	180,570,940.00	2,914,203,719.00	31.85
3-01-002-02-02-06-0003	Alojamiento; servicios de suministros de comidas y bebidas	5,006,935,000.00	-117,800.00	12,205,140.00	5,019,140,140.00	0.00	5,019,140,140.00	26,994,140.00	4,792,650,994.00	95.49	21,262,584.00	1,969,697,138.00	39.24
3-01-002-02-02-06-0003-02	Alojamiento; servicios de suministros c	730,190,000.00	0.00	12,322,940.00	742,512,940.00	0.00	742,512,940.00	26,994,140.00	516,023,794.00	69.50	21,262,584.00	45,178,738.00	6.08
3-01-002-02-02-06-0003-03	Apoyo alimentario	4,276,745,000.00	-117,800.00	-117,800.00	4,276,627,200.00	0.00	4,276,627,200.00	0.00	4,276,627,200.00	100.00	0.00	1,924,518,400.00	45.00
3-01-002-02-02-06-0004	Servicios de transporte de pasajeros	2,994,227,000.00	20,000,000.00	1,137,473,475.00	4,131,700,475.00	0.00	4,131,700,475.00	2,257,264,699.00	3,109,539,418.00	75.26	159,308,356.00	944,506,581.00	22.86
3-01-002-02-02-06-0004-02	Servicios de transporte terrestre de pa	1,888,220,000.00	20,000,000.00	1,137,473,475.00	3,025,693,475.00	0.00	3,025,693,475.00	2,146,260,455.00	2,948,080,850.00	97.43	47,023,226.00	787,156,168.00	26.02
3-01-002-02-02-06-0004-04	Servicios de transporte aéreo de pasaj	1,047,558,000.00	0.00	0.00	1,047,558,000.00	0.00	1,047,558,000.00	111,004,244.00	156,350,067.00	14.93	110,581,558.00	154,627,381.00	14.76
3-01-002-02-02-06-0004-08	Servicios locales de mensajería nacio	58,449,000.00	0.00	0.00	58,449,000.00	0.00	58,449,000.00	0.00	5,108,501.00	8.74	1,703,572.00	2,721,032.00	4.66
3-01-002-02-02-06-0005	Servicios de transporte de carga	64,588,000.00	-64,588,000.00	-64,588,000.00	0.00	0.00	0.00	0.00	0.00	0.00	0.00	0.00	0.00
3-01-002-02-02-06-0005-15	Servicios de mudanza de muebles dor	64,588,000.00	-64,588,000.00	-64,588,000.00	0.00	0.00	0.00	0.00	0.00	0.00	0.00	0.00	0.00
3-01-002-02-02-07	Servicios financieros y servicios conexos, servicios inmobiliarios y servicios de leasing	10,002,058,000.00	2,489,219,040.00	2,970,104,458.00	12,972,160,458.00	0.00	12,972,160,458.00	19,640,700.00	8,365,094,229.00	64.48	516,193,911.00	6,904,096,644.00	53.22

SISTEMA DE PRESUPUESTO
EJECUCION PRESUPUESTO
INFORME DE EJECUCION DEL PRESUPUESTO DE GASTOS E INVERSIONES

08-10-2024
11:35

ENTIDAD: 230 - UNIVERSIDAD DISTRITAL FRANCISCO JOSE DE CALDAS		MES: SEPTIEMBRE											
UNIDAD EJECUTORA: 01 - RECTOR		VIGENCIA FISCAL: 2024											
RUBRO PRESUPUESTAL		APROPIACION						TOTAL COMPROMISOS		EJECUC. PRESUP.	AUTORIZACION DE GIRO		EJEC. AUT. GIRO %
CODIGO 1	NOMBRE 2	INICIAL 3	MODIFICACIONES		VIGENTE 6=(3+5)	SUSPENSION 7	DISPONIBLE 8=(6-7)	MES 9	ACUMULADO 10	(11=10/8)	AUTORIZACION DE GIRO		(14=13/8)
			MES 4	ACUMULADO 5							MES 12	ACUMULADO 13	
3-01-002-02-02-07-0001	Servicios financieros y servicios conexos	5,254,038,000.00	0.00	103,000,929.00	5,357,038,929.00	0.00	5,357,038,929.00	15,584,700.00	3,804,046,159.00	71.01	15,584,700.00	3,804,046,156.00	71.01
3-01-002-02-02-07-0001-01	Afiliación ARL Estudiantes en pasantías	165,996,000.00	0.00	0.00	165,996,000.00	0.00	165,996,000.00	15,584,700.00	118,203,700.00	71.21	15,584,700.00	118,203,700.00	71.21
3-01-002-02-02-07-0001-02	Servicios de planes complementarios	705,500,000.00	0.00	103,000,929.00	808,500,929.00	0.00	808,500,929.00	0.00	103,000,929.00	12.74	0.00	103,000,929.00	12.74
3-01-002-02-02-07-0001-03	Servicio de seguro obligatorio de accidente	13,320,000.00	0.00	0.00	13,320,000.00	0.00	13,320,000.00	0.00	12,189,326.00	91.51	0.00	12,189,326.00	91.51
3-01-002-02-02-07-0001-04	Servicios de seguros de vehículos automotores	31,080,000.00	0.00	0.00	31,080,000.00	0.00	31,080,000.00	0.00	27,931,266.00	89.87	0.00	27,931,266.00	89.87
3-01-002-02-02-07-0001-05	Servicios de seguros contra incendio, terremoto y explosión	2,553,000,000.00	0.00	0.00	2,553,000,000.00	0.00	2,553,000,000.00	0.00	2,129,628,063.00	83.42	0.00	2,129,628,063.00	83.42
3-01-002-02-02-07-0001-06	Servicios de seguros generales de responsabilidad	1,665,000,000.00	0.00	0.00	1,665,000,000.00	0.00	1,665,000,000.00	0.00	1,413,092,875.00	84.87	0.00	1,413,092,875.00	84.87
3-01-002-02-02-07-0001-07	Servicios actuariales	120,142,000.00	0.00	0.00	120,142,000.00	0.00	120,142,000.00	0.00	0.00	0.00	0.00	0.00	0.00
3-01-002-02-02-07-0002	SERVICIOS INMOBILIARIOS	4,643,950,000.00	2,489,219,040.00	2,867,103,529.00	7,511,053,529.00	0.00	7,511,053,529.00	0.00	4,484,556,703.00	59.71	500,609,211.00	3,100,050,488.00	41.27
3-01-002-02-02-07-0002-01	Servicios de alquiler o arrendamiento de bienes muebles	4,643,950,000.00	2,493,219,040.00	2,771,103,529.00	7,415,053,529.00	0.00	7,415,053,529.00	0.00	4,388,556,703.00	59.18	500,609,211.00	3,100,050,488.00	41.81
3-01-002-02-02-07-0002-04	Servicios de avalúo inmobiliario a comisión	0.00	-4,000,000.00	96,000,000.00	96,000,000.00	0.00	96,000,000.00	0.00	96,000,000.00	100.00	0.00	0.00	0.00
3-01-002-02-02-07-0002-01	Servicios de alquiler o arrendamiento de bienes muebles	0.00	0.00	0.00	0.00	0.00	0.00	0.00	0.00	0.00	0.00	0.00	0.00
3-01-002-02-02-07-0003	Servicios de arrendamiento o alquiler sin operario	104,068,000.00	0.00	0.00	104,068,000.00	0.00	104,068,000.00	4,056,000.00	76,491,367.00	73.50	0.00	0.00	0.00
3-01-002-02-02-07-0003-02	Servicios de arrendamiento o alquiler de bienes muebles	104,068,000.00	0.00	0.00	104,068,000.00	0.00	104,068,000.00	4,056,000.00	76,491,367.00	73.50	0.00	0.00	0.00
3-01-002-02-02-08	Servicios prestados a las empresas y servicios de producción	75,576,122,000.00	12,952,868,416.00	16,780,815,404.00	92,356,937,404.00	0.00	92,356,937,404.00	7,443,940,849.00	74,780,090,723.00	80.97	5,527,515,043.00	51,175,738,058.00	55.41
3-01-002-02-02-08-0000	Servicios de sistemas de seguridad	86,393,000.00	0.00	0.00	86,393,000.00	0.00	86,393,000.00	0.00	0.00	0.00	0.00	0.00	0.00
3-01-002-02-02-08-0000-00	Servicios de sistemas de seguridad	86,393,000.00	0.00	0.00	86,393,000.00	0.00	86,393,000.00	0.00	0.00	0.00	0.00	0.00	0.00
3-01-002-02-02-08-0001	Servicios de investigación y desarrollo	470,870,000.00	0.00	-46,260,000.00	424,610,000.00	0.00	424,610,000.00	5,328,225.00	85,964,165.00	20.25	14,814,555.00	85,546,265.00	20.15
3-01-002-02-02-08-0001-03	Servicios interdisciplinarios de investigación	470,870,000.00	0.00	-46,260,000.00	424,610,000.00	0.00	424,610,000.00	5,328,225.00	85,964,165.00	20.25	14,814,555.00	85,546,265.00	20.15
3-01-002-02-02-08-0002	Servicios jurídicos y contables	1,202,198,000.00	509,312,356.00	989,858,500.00	2,192,056,500.00	0.00	2,192,056,500.00	333,753,153.00	1,999,656,057.00	91.22	150,296,272.00	1,498,440,449.00	68.36
3-01-002-02-02-08-0002-02	Servicios de documentación y certificación	4,740,000.00	-1,400,000.00	-1,400,000.00	3,340,000.00	0.00	3,340,000.00	0.00	329,536.00	9.87	0.00	329,536.00	9.87
3-01-002-02-02-08-0002-03	Servicios de arbitraje y conciliación	0.00	0.00	72,000,000.00	72,000,000.00	0.00	72,000,000.00	0.00	72,000,000.00	100.00	0.00	72,000,000.00	100.00
3-01-002-02-02-08-0002-04	Otros servicios jurídicos n.c.p.	1,197,458,000.00	510,712,356.00	919,258,500.00	2,116,716,500.00	0.00	2,116,716,500.00	333,753,153.00	1,927,326,521.00	91.05	150,296,272.00	1,426,110,913.00	67.37


SISTEMA DE PRESUPUESTO
EJECUCIÓN PRESUPUESTO
INFORME DE EJECUCION DEL PRESUPUESTO DE GASTOS E INVERSIONES

08-10-2024

11:35

ENTIDAD: 230 - UNIVERSIDAD DISTRITAL FRANCISCO JOSE DE CALDAS		MES: SEPTIEMBRE												
UNIDAD EJECUTORA: 01 - RECTOR		VIGENCIA FISCAL: 2024												
RUBRO PRESUPUESTAL		APROPIACION							TOTAL COMPROMISOS		EJECUC. PRESUP. (11+10B)	AUTORIZACION DE GIRO		EJEC. AUT. GIRO % (14+13B)
CODIGO 1	NOMBRE 2	INICIAL 3	MODIFICACIONES		VIGENTE 8=(3+5)	SUSPENSION 7	DISPONIBLE 8=(6-7)	MES 9	ACUMULADO 10	MES 12		ACUMULADO 13		
			MES 4	ACUMULADO 5										
3-01-002-02-02-08-0003	Servicios de consultoría en administración y servicios de gestión; servicios de tecnología de la información	1,445,088,000.00	140,696,388.00	197,880,620.00	1,642,968,620.00	0.00	1,642,968,620.00	0.00	1,112,448,050.00	67.71	125,567,079.00	935,073,641.00	56.91	
3-01-002-02-02-08-0003-49	Otros servicios de ensayos y análisis t	1,000,000.00	0.00	0.00	1,000,000.00	0.00	1,000,000.00	0.00	0.00	0.00	0.00	0.00	0.00	
3-01-002-02-02-08-0003-70	Servicios de consultoría en gestión ad	838,183,000.00	140,696,388.00	140,696,388.00	978,879,388.00	0.00	978,879,388.00	0.00	761,082,703.00	77.75	94,592,286.00	667,737,351.00	68.21	
3-01-002-02-02-08-0003-71	Servicios de venta o alquiler de espaci	156,185,000.00	0.00	0.00	156,185,000.00	0.00	156,185,000.00	0.00	0.00	0.00	0.00	0.00	0.00	
3-01-002-02-02-08-0003-72	Servicios de consultoría en gestión ad	449,720,000.00	0.00	57,184,232.00	506,904,232.00	0.00	506,904,232.00	0.00	351,365,347.00	69.32	30,974,793.00	267,336,290.00	52.74	
3-01-002-02-02-08-0003	Servicios profesionales, científicos y técnicos (excepto los servicios de investigación, urbanismo, juríd y de contab)	38,998,411,000.00	11,426,349,626.00	14,757,195,262.00	53,755,606,262.00	0.00	53,755,606,262.00	6,655,659,149.00	44,522,031,592.00	82.82	3,326,563,179.00	33,431,973,186.00	62.19	
3-01-002-02-02-08-0003-51	Servicios de consultoría en gestión ad	2,256,985,000.00	0.00	55,669,000.00	2,312,654,000.00	0.00	2,312,654,000.00	291,200,000.00	1,307,800,000.00	56.55	293,800,000.00	1,149,200,000.00	49.69	
3-01-002-02-02-08-0003-52	Servicios de consultoría en gestión ad	1,327,519,000.00	713,774,557.00	940,724,611.00	2,268,243,611.00	0.00	2,268,243,611.00	363,799,030.00	1,908,726,708.00	84.15	75,284,648.00	1,386,805,752.00	61.14	
3-01-002-02-02-08-0003-53	Servicios de consultoría en gestión ad	1,012,209,000.00	238,085,038.00	314,742,038.00	1,326,951,038.00	0.00	1,326,951,038.00	139,783,727.00	1,137,180,509.00	85.70	107,789,219.00	805,027,562.00	60.67	
3-01-002-02-02-08-0003-54	Servicios de consultoría en gestión ad	726,400,000.00	0.00	0.00	726,400,000.00	0.00	726,400,000.00	0.00	360,552,597.00	49.64	0.00	360,552,597.00	49.64	
3-01-002-02-02-08-0003-55	Servicios de consultoría en gestión ad	2,403,592,000.00	350,301,255.00	31,975,607.00	2,435,567,607.00	0.00	2,435,567,607.00	95,509,606.00	2,077,106,491.00	85.28	215,131,891.00	1,714,720,506.00	70.40	
3-01-002-02-02-08-0003-56	Servicios de consultoría en gestión ad	2,736,365,000.00	1,062,038,017.00	921,936,594.00	3,658,301,594.00	0.00	3,658,301,594.00	503,582,694.00	3,074,371,823.00	84.04	310,867,839.00	2,532,420,091.00	69.22	
3-01-002-02-02-08-0003-57	Servicios de consultoría en gestión ad	1,638,410,000.00	646,090,667.00	826,076,222.00	2,464,486,222.00	0.00	2,464,486,222.00	247,151,129.00	2,048,041,958.00	83.10	218,185,705.00	1,605,618,741.00	65.15	
3-01-002-02-02-08-0003-58	Servicios de consultoría en gestión ad	2,235,471,000.00	764,013,265.00	622,963,529.00	2,858,434,529.00	0.00	2,858,434,529.00	346,981,297.00	2,440,837,911.00	85.39	244,184,650.00	1,995,662,540.00	69.82	
3-01-002-02-02-08-0003-59	Servicios de consultoría en gestión ad	2,412,205,000.00	1,191,159,634.00	1,147,575,354.00	3,559,780,354.00	0.00	3,559,780,354.00	516,175,166.00	2,805,371,540.00	78.81	0.00	1,901,864,491.00	53.43	
3-01-002-02-02-08-0003-60	Servicios de consultoría en gestión ad	8,862,666,000.00	2,053,730,516.00	4,313,816,905.00	13,176,482,905.00	0.00	13,176,482,905.00	1,859,310,005.00	12,009,021,424.00	91.14	543,714,997.00	8,125,802,124.00	61.67	
3-01-002-02-02-08-0003-61	Servicios de consultoría en gestión ad	9,555,154,000.00	3,067,012,967.00	3,879,029,153.00	13,434,183,153.00	0.00	13,434,183,153.00	1,978,376,256.00	11,285,814,488.00	84.01	1,005,472,079.00	8,575,831,561.00	63.84	
3-01-002-02-02-08-0003-62	Servicios de consultoría en tecnología	89,560,000.00	0.00	0.00	89,560,000.00	0.00	89,560,000.00	0.00	0.00	0.00	0.00	0.00	0.00	
3-01-002-02-02-08-0003-63	Servicios de soporte en tecnologías de	2,372,609,000.00	910,333,396.00	932,670,984.00	3,305,279,984.00	0.00	3,305,279,984.00	3,097,480.00	2,352,420,668.00	71.17	295,691,677.00	2,130,704,516.00	64.46	
3-01-002-02-02-08-0003-64	Otros servicios de publicidad	378,766,000.00	-57,709,224.00	-36,933,571.00	341,832,429.00	0.00	341,832,429.00	10,936,100.00	135,054,738.00	39.51	0.00	67,901,723.00	19.86	
3-01-002-02-02-08-0003-65	Otros servicios de venta de espacio o	50,000,000.00	0.00	-50,000,000.00	0.00	0.00	0.00	0.00	0.00	0.00	0.00	0.00	0.00	
3-01-002-02-02-08-0003-69	Servicios de consultoría en gestión ad	940,500,000.00	487,519,538.00	856,948,836.00	1,797,448,836.00	0.00	1,797,448,836.00	299,756,659.00	1,579,730,737.00	87.89	16,440,474.00	1,079,860,982.00	60.08	

SISTEMA DE PRESUPUESTO
EJECUCION PRESUPUESTO
INFORME DE EJECUCION DEL PRESUPUESTO DE GASTOS E INVERSIONES

08-10-2024
11:35

ENTIDAD: 230 - UNIVERSIDAD DISTRITAL FRANCISCO JOSE DE CALDAS		MES: SEPTIEMBRE											
UNIDAD EJECUTORA: 01 - RECTOR		VIGENCIA FISCAL: 2024											
RUBRO PRESUPUESTAL		APROPIACION						TOTAL COMPROMISOS		EJECUC. PRESUP.	AUTORIZACION DE GIRO		EJEC. AUT. GIRO %
CODIGO 1	NOMBRE 2	INICIAL 3	MODIFICACIONES		VIGENTE 6=(3+5)	SUSPENSION 7	DISPONIBLE 8=(6-7)	MES 9	ACUMULADO 10	(11=10/8)	AUTORIZACION DE GIRO		(14=13/8)
			MES 4	ACUMULADO 5							MES 12	ACUMULADO 13	
3-01-002-02-02-08-0004	Servicios de telecomunicaciones, transmisión y suministro de información	1,490,174,000.00	0.00	-55,852,197.00	1,434,321,803.00	0.00	1,434,321,803.00	1,288,225.00	1,264,812,016.00	88.18	1,288,225.00	212,836,189.00	14.84
3-01-002-02-02-08-0004-11	Servicios de operadores (conexión)	28,834,000.00	0.00	0.00	28,834,000.00	0.00	28,834,000.00	0.00	13,124,644.00	45.52	0.00	13,124,644.00	45.52
3-01-002-02-02-08-0004-12	Servicios de telefonía fija (acceso)	338,839,000.00	0.00	-55,852,197.00	282,986,803.00	0.00	282,986,803.00	1,288,225.00	162,170,037.00	57.31	1,288,225.00	162,170,037.00	57.31
3-01-002-02-02-08-0004-22	Servicios de acceso a Internet	1,052,001,000.00	0.00	0.00	1,052,001,000.00	0.00	1,052,001,000.00	0.00	1,051,975,827.00	100.00	0.00	0.00	0.00
3-01-002-02-02-08-0004-61	Servicios de transmisión de programas	65,000,000.00	0.00	0.00	65,000,000.00	0.00	65,000,000.00	0.00	37,541,508.00	57.76	0.00	37,541,508.00	57.76
3-01-002-02-02-08-0004-63	Servicios de distribución de programas	5,500,000.00	0.00	0.00	5,500,000.00	0.00	5,500,000.00	0.00	0.00	0.00	0.00	0.00	0.00
3-01-002-02-02-08-0005	SERVICIOS DE ORGANIZACIÓN Y ASISTENCIA DE CONVENCIONES Y FERIAS	1,764,465,000.00	22,000,000.00	-216,771,640.00	1,547,693,360.00	0.00	1,547,693,360.00	134,109,678.00	750,488,311.00	48.49	210,807,177.00	377,522,241.00	24.39
3-01-002-02-02-08-0005-61	SERVICIOS DE ORGANIZACIÓN Y A	1,764,465,000.00	22,000,000.00	-216,771,640.00	1,547,693,360.00	0.00	1,547,693,360.00	134,109,678.00	750,488,311.00	48.49	210,807,177.00	377,522,241.00	24.39
3-01-002-02-02-08-0005	Servicios de soporte	24,106,080,000.00	1,324,002,192.00	1,233,153,226.00	25,339,233,226.00	0.00	25,339,233,226.00	0.00	21,516,965,958.00	84.92	1,342,440,523.00	11,812,994,280.00	46.62
3-01-002-02-02-08-0005-25	Servicios de protección (guardas de se	15,340,768,000.00	1,470,711,192.00	1,470,711,192.00	16,811,479,192.00	0.00	16,811,479,192.00	0.00	15,280,685,223.00	90.89	1,310,412,273.00	8,945,502,611.00	53.21
3-01-002-02-02-08-0005-31	Servicios de desinfección y exterminac	310,146,000.00	0.00	0.00	310,146,000.00	0.00	310,146,000.00	0.00	1,092,000.00	0.35	0.00	0.00	0.00
3-01-002-02-02-08-0005-33	Servicios de limpieza general	7,462,409,000.00	0.00	0.00	7,462,409,000.00	0.00	7,462,409,000.00	0.00	5,866,114,627.00	78.64	0.00	2,715,927,188.00	36.39
3-01-002-02-02-08-0005-34	Servicios especializados de limpieza	85,000,000.00	-85,000,000.00	-85,000,000.00	0.00	0.00	0.00	0.00	0.00	0.00	0.00	0.00	0.00
3-01-002-02-02-08-0005-54	Servicios de preparación de document	542,782,000.00	0.00	-29,313,966.00	513,468,034.00	0.00	513,468,034.00	0.00	263,961,712.00	51.41	32,028,250.00	83,676,624.00	16.30
3-01-002-02-02-08-0005-62	Membresías	303,266,000.00	0.00	-61,535,000.00	241,731,000.00	0.00	241,731,000.00	0.00	103,112,396.00	42.66	0.00	67,887,857.00	28.08
3-01-002-02-02-08-0005-97	Servicios de mantenimiento y cuidado	61,709,000.00	-61,709,000.00	-61,709,000.00	0.00	0.00	0.00	0.00	0.00	0.00	0.00	0.00	0.00
3-01-002-02-02-08-0006	Servicios de apoyo y de operación para la distribución de electricidad, gas y agua	3,264,202,000.00	0.00	257,100,388.00	3,521,302,388.00	0.00	3,521,302,388.00	259,695,975.00	2,651,627,092.00	75.30	259,695,975.00	2,647,568,061.00	75.19
3-01-002-02-02-08-0006-31	Servicios de distribución de electricida	2,844,993,000.00	0.00	255,440,109.00	3,100,433,109.00	0.00	3,100,433,109.00	231,381,060.00	2,462,206,353.00	79.41	231,381,060.00	2,458,147,323.00	79.28
3-01-002-02-02-08-0006-32	Servicios de distribución de gas por tul	1,209,000.00	0.00	1,660,279.00	2,869,279.00	0.00	2,869,279.00	57,140.00	1,073,810.00	37.42	57,140.00	1,073,809.00	37.42
3-01-002-02-02-08-0006-33	Servicios de distribución de agua por t	418,000,000.00	0.00	0.00	418,000,000.00	0.00	418,000,000.00	28,257,775.00	188,346,929.00	45.06	28,257,775.00	188,346,929.00	45.06

SISTEMA DE PRESUPUESTO
EJECUCION PRESUPUESTO
INFORME DE EJECUCION DEL PRESUPUESTO DE GASTOS E INVERSIONES

08-10-2024

11:35

ENTIDAD: 230 - UNIVERSIDAD DISTRITAL FRANCISCO JOSE DE CALDAS		MES: SEPTIEMBRE											
UNIDAD EJECUTORA: 01 - RECTOR		VIGENCIA FISCAL: 2024											
RUBRO PRESUPUESTAL		APROPIACION						TOTAL COMPROMISOS		EJECUC. PRESUP.	AUTORIZACION DE GIRO		EJEC. AUT. GIRO %
CODIGO 1	NOMBRE 2	INICIAL 3	MODIFICACIONES		VIGENTE 6=(3+5)	SUSPENSION 7	DISPONIBLE 8=(6-7)	MES 9	ACUMULADO 10	(11=10/8)	AUTORIZACION DE GIRO		(14=13/8)
			MES 4	ACUMULADO 5							MES 12	ACUMULADO 13	
3-01-002-02-02-08-0007	Servicios de mantenimiento, reparación e instalación (excepto servicios de construcción)	2,059,819,000.00	-459,492,146.00	-286,979,641.00	1,772,839,359.00	0.00	1,772,839,359.00	25,313,204.00	652,567,750.00	36.81	14,856,745.00	67,207,902.00	3.79
3-01-002-02-02-08-0007-00	Servicio de mantenimiento y reparació	44,375,000.00	0.00	112,704,204.00	157,079,204.00	0.00	157,079,204.00	0.00	157,079,204.00	100.00	0.00	0.00	0.00
3-01-002-02-02-08-0007-11	Servicio de mantenimiento y reparació	135,600,000.00	-135,600,000.00	-135,600,000.00	0.00	0.00	0.00	0.00	0.00	0.00	0.00	0.00	0.00
3-01-002-02-02-08-0007-12	Servicio de mantenimiento y reparació	580,877,000.00	-139,056,199.00	-135,600,000.00	445,277,000.00	0.00	445,277,000.00	0.00	3,456,199.00	0.78	0.00	3,456,199.00	0.78
3-01-002-02-02-08-0007-13	Servicios de mantenimiento y reparaci	597,052,000.00	-86,393,000.00	-86,393,000.00	510,659,000.00	0.00	510,659,000.00	25,313,204.00	49,415,294.00	9.68	0.00	0.00	0.00
3-01-002-02-02-08-0007-14	Servicio de mantenimiento y reparació	74,051,000.00	0.00	0.00	74,051,000.00	0.00	74,051,000.00	0.00	74,051,000.00	100.00	14,856,745.00	14,856,745.00	20.06
3-01-002-02-02-08-0007-16	Servicio de mantenimiento y reparació	197,470,000.00	-97,470,000.00	-97,470,000.00	100,000,000.00	0.00	100,000,000.00	0.00	0.00	0.00	0.00	0.00	0.00
3-01-002-02-02-08-0007-19	Servicios de mantenimiento y reparaci	30,855,000.00	0.00	0.00	30,855,000.00	0.00	30,855,000.00	0.00	0.00	0.00	0.00	0.00	0.00
3-01-002-02-02-08-0007-20	Servicio de mantenimiento y reparació	61,709,000.00	-3.00	-3.00	61,708,997.00	0.00	61,708,997.00	0.00	61,708,997.00	100.00	0.00	48,894,958.00	79.23
3-01-002-02-02-08-0007-21	Servicio de mantenimiento y reparació	146,121,000.00	-972,944.00	-972,944.00	145,148,056.00	0.00	145,148,056.00	0.00	145,148,056.00	100.00	0.00	0.00	0.00
3-01-002-02-02-08-0007-23	Servicios de mantenimiento y reparaci	161,709,000.00	0.00	0.00	161,709,000.00	0.00	161,709,000.00	0.00	161,709,000.00	100.00	0.00	0.00	0.00
3-01-002-02-02-08-0007-24	Servicios de mantenimiento y reparació	30,000,000.00	0.00	56,352,102.00	86,352,102.00	0.00	86,352,102.00	0.00	0.00	0.00	0.00	0.00	0.00
3-01-002-02-02-08-0009	Otros servicios de fabricación; servicios de edición, impresión y reproducción; servicios de recuperación de materiales	688,422,000.00	-10,000,000.00	-48,509,114.00	639,912,886.00	0.00	639,912,886.00	28,793,240.00	223,529,732.00	34.93	81,185,313.00	106,575,844.00	16.65
3-01-002-02-02-08-0009-01	Servicios de impresión	248,439,000.00	-10,000,000.00	-18,218,034.00	230,220,966.00	0.00	230,220,966.00	0.00	131,796,000.00	57.25	57,684,300.00	70,920,552.00	30.81
3-01-002-02-02-08-0009-02	Servicios relacionados con la impresió	439,983,000.00	0.00	-30,291,080.00	409,691,920.00	0.00	409,691,920.00	28,793,240.00	91,733,732.00	22.39	23,501,013.00	35,655,292.00	8.70
3-01-002-02-02-09	Servicios para la comunidad, sociales y personales	5,709,688,000.00	456,087,846.00	1,302,889,107.00	7,012,577,107.00	0.00	7,012,577,107.00	337,848,324.00	2,686,547,354.00	38.31	420,340,672.00	2,447,764,702.00	34.91
3-01-002-02-02-09-0001	Otros servicios de la administración pública n.c.p. - Consejo Superior Universitario	289,200,000.00	0.00	0.00	289,200,000.00	0.00	289,200,000.00	16,900,000.00	113,140,000.00	39.12	16,900,000.00	113,140,000.00	39.12
3-01-002-02-02-09-0001-00	Otros servicios de la administración p	289,200,000.00	0.00	0.00	289,200,000.00	0.00	289,200,000.00	16,900,000.00	113,140,000.00	39.12	16,900,000.00	113,140,000.00	39.12

SISTEMA DE PRESUPUESTO
EJECUCION PRESUPUESTO
INFORME DE EJECUCION DEL PRESUPUESTO DE GASTOS E INVERSIONES

08-10-2024
11:35

ENTIDAD: 230 - UNIVERSIDAD DISTRITAL FRANCISCO JOSE DE CALDAS		MES: SEPTIEMBRE											
UNIDAD EJECUTORA: 01 - RECTOR		VIGENCIA FISCAL: 2024											
RUBRO PRESUPUESTAL		APROPIACION						TOTAL COMPROMISOS		EJEC. PRESUP. (11+10B)	AUTORIZACION DE GIRO		EJEC. AUT. GIRO % (14+13B)
CODIGO	NOMBRE	INICIAL	MODIFICACIONES		VIGENTE	SUSPENSION	DISPONIBLE	MES	ACUMULADO		MES	ACUMULADO	
1	2	3	MES 4	ACUMULADO 5	6=(3+5)	7	8=(6-7)	9	10	12	13		
3-01-002-02-09-0002	Servicios de educación	4,664,105,000.00	456,145,846.00	1,027,756,095.00	5,691,861,095.00	0.00	5,691,861,095.00	236,550,725.00	2,133,510,434.00	37.48	375,194,674.00	2,007,394,383.00	35.27
3-01-002-02-09-0002-01	Capacitación Administrativos	330,100,000.00	0.00	0.00	330,100,000.00	0.00	330,100,000.00	0.00	29,500,000.00	8.94	0.00	29,500,000.00	8.94
3-01-002-02-09-0002-02	Capacitación Docentes	52,883,000.00	0.00	0.00	52,883,000.00	0.00	52,883,000.00	0.00	0.00	0.00	0.00	0.00	0.00
3-01-002-02-09-0002-21	Estímulos académicos	1,260,000,000.00	0.00	-68,571,125.00	1,191,428,875.00	0.00	1,191,428,875.00	0.00	654,038,500.00	54.90	143,000,000.00	654,038,500.00	54.90
3-01-002-02-09-0002-22	Encuentro de estudiantes	54,000,000.00	0.00	0.00	54,000,000.00	0.00	54,000,000.00	0.00	0.00	0.00	0.00	0.00	0.00
3-01-002-02-09-0002-23	Prácticas Académicas Facultad Artes	455,042,000.00	0.00	0.00	455,042,000.00	0.00	455,042,000.00	55,794,000.00	283,891,100.00	62.39	58,932,000.00	165,269,100.00	36.32
3-01-002-02-09-0002-24	Prácticas Académicas Facultad Cienci	382,270,000.00	202,751,853.00	457,080,693.00	839,350,693.00	0.00	839,350,693.00	32,115,516.00	175,845,451.00	20.95	24,621,465.00	168,351,400.00	20.06
3-01-002-02-09-0002-25	Prácticas Académicas Facultad Ingeni	614,397,000.00	0.00	-35,026,465.00	579,370,535.00	0.00	579,370,535.00	0.00	186,970,535.00	32.27	0.00	186,970,535.00	32.27
3-01-002-02-09-0002-26	Prácticas Académicas Facultad Medio	1,196,014,000.00	95,000,000.00	160,396,160.00	1,356,410,160.00	0.00	1,356,410,160.00	141,550,400.00	739,238,886.00	54.50	141,550,400.00	739,238,886.00	54.50
3-01-002-02-09-0002-27	Prácticas Académicas Facultad Tecno	111,404,000.00	0.00	76,337,716.00	187,741,716.00	0.00	187,741,716.00	7,090,809.00	32,135,537.00	17.12	7,090,809.00	32,135,537.00	17.12
3-01-002-02-09-0002-29	Prácticas Académicas Facultad de Cie	97,995,000.00	158,393,993.00	201,000,393.00	298,995,393.00	0.00	298,995,393.00	0.00	31,890,425.00	10.67	0.00	31,890,425.00	10.67
3-01-002-02-09-0002-30	Bienestar Universitario y Laboral	110,000,000.00	0.00	0.00	110,000,000.00	0.00	110,000,000.00	0.00	0.00	0.00	0.00	0.00	0.00
3-01-002-02-09-0002-31	Servicios de orientación y asesoramie	0.00	0.00	236,538,723.00	236,538,723.00	0.00	236,538,723.00	0.00	0.00	0.00	0.00	0.00	0.00
3-01-002-02-09-0003	Servicios para el cuidado de la salud humana y servicios sociales	269,175,000.00	0.00	0.00	269,175,000.00	0.00	269,175,000.00	37,001,601.00	93,516,601.00	34.74	0.00	0.00	0.00
3-01-002-02-09-0003-01	Sistema General de Seguridad y Salur	269,175,000.00	0.00	0.00	269,175,000.00	0.00	269,175,000.00	37,001,601.00	93,516,601.00	34.74	0.00	0.00	0.00
3-01-002-02-09-0004	Servicios de alcantarillado, recolección, tratamiento y disposición de desechos y otros servicios de saneamiento ambien	467,996,000.00	0.00	275,191,012.00	743,187,012.00	0.00	743,187,012.00	28,245,998.00	327,230,319.00	44.03	28,245,998.00	327,230,319.00	44.03
3-01-002-02-09-0004-01	Servicios de alcantarillado y tratami	314,277,000.00	0.00	176,171,847.00	490,448,847.00	0.00	490,448,847.00	15,278,278.00	167,230,483.00	34.10	15,278,278.00	167,230,483.00	34.10
3-01-002-02-09-0004-03	Servicios de recolección de otros dese	58,275,000.00	0.00	0.00	58,275,000.00	0.00	58,275,000.00	0.00	3,858,303.00	6.62	0.00	3,858,303.00	6.62
3-01-002-02-09-0004-04	Servicios generales de recolección de	95,444,000.00	0.00	99,019,165.00	194,463,165.00	0.00	194,463,165.00	12,967,720.00	156,141,533.00	80.29	12,967,720.00	156,141,533.00	80.29
3-01-002-02-09-0006	SERVICIOS RECREATIVOS, CULTURALES Y DEPORTIVOS	19,212,000.00	-58,000.00	-58,000.00	19,154,000.00	0.00	19,154,000.00	19,150,000.00	19,150,000.00	99.98	0.00	0.00	0.00
3-01-002-02-09-0006-01	Servicios de producciones originales d	19,212,000.00	-58,000.00	-58,000.00	19,154,000.00	0.00	19,154,000.00	19,150,000.00	19,150,000.00	99.98	0.00	0.00	0.00
3-01-002-02-02-10	Viáticos de los funcionarios en comisión	735,176,000.00	20,500,000.00	154,182,996.00	889,358,996.00	0.00	889,358,996.00	54,119,663.00	409,170,439.00	46.01	53,658,305.00	405,251,536.00	45.57
3-01-002-02-02-10-0001	Viáticos y gastos de viaje CSU	3,467,000.00	-1,000,000.00	-1,000,000.00	2,467,000.00	0.00	2,467,000.00	0.00	0.00	0.00	0.00	0.00	0.00
3-01-002-02-02-10-0001-00	Viáticos y gastos de viaje CSU	3,467,000.00	-1,000,000.00	-1,000,000.00	2,467,000.00	0.00	2,467,000.00	0.00	0.00	0.00	0.00	0.00	0.00
3-01-002-02-02-10-0002	Viáticos y gastos de viaje - UAA	730,296,000.00	0.00	132,540,900.00	862,836,900.00	0.00	862,836,900.00	54,119,663.00	407,027,458.00	47.17	53,658,305.00	403,108,555.00	46.72
3-01-002-02-02-10-0002-01	Viáticos y Gastos de Viaje - UAA	730,296,000.00	0.00	132,540,900.00	862,836,900.00	0.00	862,836,900.00	54,119,663.00	407,027,458.00	47.17	53,658,305.00	403,108,555.00	46.72

SISTEMA DE PRESUPUESTO
EJECUCION PRESUPUESTO
INFORME DE EJECUCION DEL PRESUPUESTO DE GASTOS E INVERSIONES

08-10-2024

11:35

ENTIDAD:		230 - UNIVERSIDAD DISTRITAL FRANCISCO JOSE DE CALDAS							MES:		SEPTIEMBRE			
UNIDAD EJECUTORA:		01 - RECTOR							VIGENCIA FISCAL:		2024			
RUBRO PRESUPUESTAL		APROPIACION						TOTAL COMPROMISOS		EJECUC. PRESUP.	AUTORIZACION DE GIRO		EJEC. AUT. GIRO %	
COODIGO	NOMBRE	INICIAL	MODIFICACIONES		VIGENTE	SUSPENSION	DISPONIBLE	MES	ACUMULADO		MES	ACUMULADO		
1	2	3	MES	ACUMULADO	6=(3+5)	7	8=(6-7)	9	10	11=(10/8)	12	13	14=(13/8)	
3-01-002-02-10-0003	Víaticos y gastos de viaje - Organizaciones Sindicales	1,413,000.00	21,500,000.00	22,642,096.00	24,055,096.00	0.00	24,055,096.00	0.00	2,142,981.00	8.91	0.00	2,142,981.00	8.91	
3-01-002-02-10-0003-00	Víaticos y gastos de viaje - Organizaci	1,413,000.00	21,500,000.00	22,642,096.00	24,055,096.00	0.00	24,055,096.00	0.00	2,142,981.00	8.91	0.00	2,142,981.00	8.91	
3-01-003	Transferencias corrientes	63,794,453,000.00	2,464,082,733.00	2,764,082,733.00	66,558,535,733.00	0.00	66,558,535,733.00	6,945,913,049.00	64,098,289,252.00	96.30	6,937,578,455.00	64,089,926,658.00	96.29	
3-01-003-07	Prestaciones para cubrir riesgos sociales	63,794,453,000.00	2,464,082,733.00	2,464,082,733.00	66,258,535,733.00	0.00	66,258,535,733.00	6,945,913,049.00	64,098,289,252.00	96.74	6,937,578,455.00	64,089,926,658.00	96.73	
3-01-003-07-02	Prestaciones sociales relacionadas con el empleo	63,794,453,000.00	2,464,082,733.00	2,464,082,733.00	66,258,535,733.00	0.00	66,258,535,733.00	6,945,913,049.00	64,098,289,252.00	96.74	6,937,578,455.00	64,089,926,658.00	96.73	
3-01-003-07-02-02	Cuotas partes pensionales (de pensiones)	1,500,000,000.00	-300,000,000.00	-300,000,000.00	1,200,000,000.00	0.00	1,200,000,000.00	74,143,154.00	660,866,876.00	55.07	74,143,154.00	660,866,876.00	55.07	
3-01-003-07-02-02-0002	Cuotas partes pensionales a cargo de la entidad (de pensiones)	1,500,000,000.00	-300,000,000.00	-300,000,000.00	1,200,000,000.00	0.00	1,200,000,000.00	74,143,154.00	660,866,876.00	55.07	74,143,154.00	660,866,876.00	55.07	
3-01-003-07-02-02-0002-00	Cuotas partes pensionales a cargo de	1,500,000,000.00	-300,000,000.00	-300,000,000.00	1,200,000,000.00	0.00	1,200,000,000.00	74,143,154.00	660,866,876.00	55.07	74,143,154.00	660,866,876.00	55.07	
3-01-003-07-02-03	Bonos pensionales (de pensiones)	2,000,000,000.00	900,000,000.00	900,000,000.00	2,900,000,000.00	0.00	2,900,000,000.00	759,655,000.00	2,507,810,532.00	86.48	759,655,000.00	2,507,810,532.00	86.48	
3-01-003-07-02-03-0002	Bonos pensionales a cargo de la entidad (de pensiones)	2,000,000,000.00	900,000,000.00	900,000,000.00	2,900,000,000.00	0.00	2,900,000,000.00	759,655,000.00	2,507,810,532.00	86.48	759,655,000.00	2,507,810,532.00	86.48	
3-01-003-07-02-03-0002-04	Reserva pensonal	2,000,000,000.00	900,000,000.00	900,000,000.00	2,900,000,000.00	0.00	2,900,000,000.00	759,655,000.00	2,507,810,532.00	86.48	759,655,000.00	2,507,810,532.00	86.48	
3-01-003-07-02-12	Mesadas pensionales a cargo de la entidad (de pensiones)	60,294,453,000.00	1,864,082,733.00	1,864,082,733.00	62,158,535,733.00	0.00	62,158,535,733.00	6,112,114,895.00	60,929,611,844.00	98.02	6,103,780,301.00	60,921,249,250.00	98.01	
3-01-003-07-02-12-0000	Mesadas pensionales a cargo de la entidad (de pensiones)	60,294,453,000.00	1,864,082,733.00	1,864,082,733.00	62,158,535,733.00	0.00	62,158,535,733.00	6,112,114,895.00	60,929,611,844.00	98.02	6,103,780,301.00	60,921,249,250.00	98.01	
3-01-003-07-02-12-0000-00	Mesadas pensionales a cargo de la en	60,294,453,000.00	1,864,082,733.00	1,864,082,733.00	62,158,535,733.00	0.00	62,158,535,733.00	6,112,114,895.00	60,929,611,844.00	98.02	6,103,780,301.00	60,921,249,250.00	98.01	
3-01-003-13	Sentencias y conciliaciones	0.00	0.00	300,000,000.00	300,000,000.00	0.00	300,000,000.00	0.00	0.00	0.00	0.00	0.00	0.00	
3-01-003-13-01	Fallos Nacionales	0.00	0.00	300,000,000.00	300,000,000.00	0.00	300,000,000.00	0.00	0.00	0.00	0.00	0.00	0.00	
3-01-003-13-01-01	Sentencias	0.00	0.00	300,000,000.00	300,000,000.00	0.00	300,000,000.00	0.00	0.00	0.00	0.00	0.00	0.00	
3-01-003-13-01-01-0001	Sentencias, conciliaciones y reclamaciones en el marco de actividades de extensión.	0.00	0.00	300,000,000.00	300,000,000.00	0.00	300,000,000.00	0.00	0.00	0.00	0.00	0.00	0.00	
3-01-003-13-01-01-0001-00	Sentencias	0.00	0.00	300,000,000.00	300,000,000.00	0.00	300,000,000.00	0.00	0.00	0.00	0.00	0.00	0.00	
3-01-007	Disminución de pasivos	3,545,263,000.00	-1,250,000,000.00	-1,250,000,000.00	2,295,263,000.00	0.00	2,295,263,000.00	47,592,021.00	1,284,512,245.00	55.96	47,592,021.00	1,284,512,245.00	55.96	
3-01-007-01	Cesantias	3,545,263,000.00	-1,250,000,000.00	-1,250,000,000.00	2,295,263,000.00	0.00	2,295,263,000.00	47,592,021.00	1,284,512,245.00	55.96	47,592,021.00	1,284,512,245.00	55.96	
3-01-007-01-01	Cesantias definitivas	1,966,273,000.00	-900,000,000.00	-900,000,000.00	1,066,273,000.00	0.00	1,066,273,000.00	0.00	296,383,685.00	27.80	0.00	296,383,685.00	27.80	
3-01-007-01-01-00	Cesantias definitivas	1,966,273,000.00	-900,000,000.00	-900,000,000.00	1,066,273,000.00	0.00	1,066,273,000.00	0.00	296,383,685.00	27.80	0.00	296,383,685.00	27.80	

SISTEMA DE PRESUPUESTO
EJECUCION PRESUPUESTO
INFORME DE EJECUCION DEL PRESUPUESTO DE GASTOS E INVERSIONES

08-10-2024

11:35

ENTIDAD: 230 - UNIVERSIDAD DISTRITAL FRANCISCO JOSE DE CALDAS		MES: SEPTIEMBRE											
UNIDAD EJECUTORA: 01 - RECTOR		VIGENCIA FISCAL: 2024											
RUBRO PRESUPUESTAL		APROPACION						TOTAL COMPROMISOS		EJECUC. PRESUP. (11=10/8)	AUTORIZACION DE GIRO		EJEC. AUT. GIRO % (14=13/8)
CODIGO 1	NOMBRE 2	INICIAL 3	MODIFICACIONES		VIGENTE 6=(3+5)	SUSPENSION 7	DISPONIBLE 8=(6-7)	MES 9	ACUMULADO 10		MES 12	ACUMULADO 13	
			MES 4	ACUMULADO 5									
3-01-007-01-01-00-0000	Cesantias definitivas	1,966,273,000.00	-900,000,000.00	-900,000,000.00	1,066,273,000.00	0.00	1,066,273,000.00	0.00	296,383,685.00	27.80	0.00	296,383,685.00	27.80
3-01-007-01-01-00-0000-00	Cesantias definitivas	1,966,273,000.00	-900,000,000.00	-900,000,000.00	1,066,273,000.00	0.00	1,066,273,000.00	0.00	296,383,685.00	27.80	0.00	296,383,685.00	27.80
3-01-007-01-02	Cesantias parciales	1,578,990,000.00	-350,000,000.00	-350,000,000.00	1,228,990,000.00	0.00	1,228,990,000.00	47,592,021.00	988,128,560.00	80.40	47,592,021.00	988,128,560.00	80.40
3-01-007-01-02-00	Cesantias parciales	1,578,990,000.00	-350,000,000.00	-350,000,000.00	1,228,990,000.00	0.00	1,228,990,000.00	47,592,021.00	988,128,560.00	80.40	47,592,021.00	988,128,560.00	80.40
3-01-007-01-02-00-0000	Cesantias parciales	1,578,990,000.00	-350,000,000.00	-350,000,000.00	1,228,990,000.00	0.00	1,228,990,000.00	47,592,021.00	988,128,560.00	80.40	47,592,021.00	988,128,560.00	80.40
3-01-007-01-02-00-0000-00	Cesantias parciales	1,578,990,000.00	-350,000,000.00	-350,000,000.00	1,228,990,000.00	0.00	1,228,990,000.00	47,592,021.00	988,128,560.00	80.40	47,592,021.00	988,128,560.00	80.40
3-01-008	Gastos por tributos, tasas, contribuciones, multas, sanciones e intereses de mora	742,352,000.00	-6,076,000.00	62,917,197.00	805,269,197.00	0.00	805,269,197.00	8,236,540.00	792,144,226.00	98.37	8,236,540.00	792,144,226.00	98.37
3-01-008-01	Impuestos	692,352,000.00	-6,076,000.00	62,917,197.00	755,269,197.00	0.00	755,269,197.00	8,150,000.00	755,269,197.00	100.00	8,150,000.00	755,269,197.00	100.00
3-01-008-01-05	Impuesto al patrimonio	692,352,000.00	-6,076,000.00	62,917,197.00	755,269,197.00	0.00	755,269,197.00	8,150,000.00	755,269,197.00	100.00	8,150,000.00	755,269,197.00	100.00
3-01-008-01-05-01	Impuesto sobre vehiculos automotores	6,588,000.00	-6,226,000.00	-6,226,000.00	362,000.00	0.00	362,000.00	0.00	362,000.00	100.00	0.00	362,000.00	100.00
3-01-008-01-05-01-0000	Impuesto sobre vehiculos automotores	6,588,000.00	-6,226,000.00	-6,226,000.00	362,000.00	0.00	362,000.00	0.00	362,000.00	100.00	0.00	362,000.00	100.00
3-01-008-01-05-01-0000-00	Impuesto sobre vehiculos automotores	6,588,000.00	-6,226,000.00	-6,226,000.00	362,000.00	0.00	362,000.00	0.00	362,000.00	100.00	0.00	362,000.00	100.00
3-01-008-01-05-02	Impuesto predial unificado	685,764,000.00	150,000.00	69,143,197.00	754,907,197.00	0.00	754,907,197.00	8,150,000.00	754,907,197.00	100.00	8,150,000.00	754,907,197.00	100.00
3-01-008-01-05-02-0000	Impuesto predial unificado	685,764,000.00	150,000.00	69,143,197.00	754,907,197.00	0.00	754,907,197.00	8,150,000.00	754,907,197.00	100.00	8,150,000.00	754,907,197.00	100.00
3-01-008-01-05-02-0000-00	Impuesto predial unificado	685,764,000.00	150,000.00	69,143,197.00	754,907,197.00	0.00	754,907,197.00	8,150,000.00	754,907,197.00	100.00	8,150,000.00	754,907,197.00	100.00
3-01-008-05	Multas, sanciones e intereses de mora	50,000,000.00	0.00	0.00	50,000,000.00	0.00	50,000,000.00	86,540.00	36,875,029.00	73.75	86,540.00	36,875,029.00	73.75
3-01-008-05-01	Multas y sanciones	50,000,000.00	0.00	0.00	50,000,000.00	0.00	50,000,000.00	86,540.00	36,875,029.00	73.75	86,540.00	36,875,029.00	73.75
3-01-008-05-01-04	Sanciones administrativas	50,000,000.00	0.00	0.00	50,000,000.00	0.00	50,000,000.00	86,540.00	36,875,029.00	73.75	86,540.00	36,875,029.00	73.75
3-01-008-05-01-04-0000	Sanciones administrativas	50,000,000.00	0.00	0.00	50,000,000.00	0.00	50,000,000.00	86,540.00	36,875,029.00	73.75	86,540.00	36,875,029.00	73.75
3-01-008-05-01-04-0000-00	Sanciones administrativas	50,000,000.00	0.00	0.00	50,000,000.00	0.00	50,000,000.00	86,540.00	36,875,029.00	73.75	86,540.00	36,875,029.00	73.75
3-03	INVERSION	35,065,642,000.00	3,413,724,594.00	9,392,101,419.00	44,457,743,419.00	0.00	44,457,743,419.00	3,747,970,023.00	16,852,019,691.00	37.91	1,311,980,187.00	6,996,529,818.00	15.74
3-03-001	DIRECTA	34,865,642,000.00	3,413,724,594.00	9,392,101,419.00	44,257,743,419.00	0.00	44,257,743,419.00	3,747,970,023.00	16,850,019,691.00	38.07	1,311,980,187.00	6,994,529,818.00	15.80
3-03-001-16	UN NUEVO CONTRATO SOCIAL Y AMBIENTAL PARA LA BOGOTÁ DEL SIGLO XXI	34,865,642,000.00	0.00	-22,604,798,415.00	12,260,843,585.00	0.00	12,260,843,585.00	-1,462,329.00	12,231,743,089.00	99.76	1,156,957,667.00	6,733,642,414.00	54.92
3-03-001-16-01	Hacer un nuevo contrato social con igualdad de oportunidades para la	34,865,642,000.00	0.00	-22,604,798,415.00	12,260,843,585.00	0.00	12,260,843,585.00	-1,462,329.00	12,231,743,089.00	99.76	1,156,957,667.00	6,733,642,414.00	54.92

SISTEMA DE PRESUPUESTO
EJECUCION PRESUPUESTO
INFORME DE EJECUCION DEL PRESUPUESTO DE GASTOS E INVERSIONES

08-10-2024

11:35

ENTIDAD: 230 - UNIVERSIDAD DISTRITAL FRANCISCO JOSE DE CALDAS		MES: SEPTIEMBRE											
UNIDAD EJECUTORA: 01 - RECTOR		VIGENCIA FISCAL: 2024											
RUBRO PRESUPUESTAL		APROPIACION						TOTAL COMPROMISOS		EJECUC. PRESUP. (11+10/8)	AUTORIZACION DE GIRO		EJEC. AUT. GIRO % (14+13/8)
CODIGO 1	NOMBRE 2	INICIAL 3	MODIFICACIONES		VIGENTE 6=(3+5)	SUSPENSION 7	DISPONIBLE 8=(6-7)	MES 9	ACUMULADO 10		MES 12	ACUMULADO 13	
			MES 4	ACUMULADO 5									
3-03-001-16-01-17	inclusión social, productiva y Política "Programa 17. Jóvenes con capacidades: Proyecto de vida para la ciudadanía, la innovación y el	34,865,642,000.00	0.00	-22,604,798,415.00	12,260,843,585.00	0.00	12,260,843,585.00	-1,462,329.00	12,231,743,089.00	99.76	1,156,957,667.00	6,733,642,414.00	54.92
3-03-001-16-01-17-7821	Fortalecimiento y Dotación de Laboratorios, Talleres, Centros y Aulas de la Universidad Distrital Francisco José de Cal	3,888,855,000.00	0.00	-3,319,617,665.00	569,237,335.00	0.00	569,237,335.00	0.00	561,056,085.00	98.56	125,528,379.00	133,518,379.00	23.46
3-03-001-16-01-17-7821-00	Fortalecimiento y Dotación de Laborat	3,888,855,000.00	0.00	-3,319,617,665.00	569,237,335.00	0.00	569,237,335.00	0.00	561,056,085.00	98.56	125,528,379.00	133,518,379.00	23.46
3-03-001-16-01-17-7866	Fortalecimiento a la Promoción para la Excelencia Académica.	600,000,000.00	0.00	-28,157,500.00	571,842,500.00	0.00	571,842,500.00	0.00	571,842,500.00	100.00	73,608,839.00	342,104,781.00	59.83
3-03-001-16-01-17-7866-00	Fortalecimiento a la Promoción para la	600,000,000.00	0.00	-28,157,500.00	571,842,500.00	0.00	571,842,500.00	0.00	571,842,500.00	100.00	73,608,839.00	342,104,781.00	59.83
3-03-001-16-01-17-7875	Fortalecimiento y promoción de la Investigación y desarrollo científico de la Universidad Distrital	4,791,640,000.00	0.00	-1,290,050,591.00	3,501,589,409.00	0.00	3,501,589,409.00	-1,462,329.00	3,483,436,363.00	99.48	345,780,921.00	2,306,132,452.00	65.86
3-03-001-16-01-17-7875-00	Fortalecimiento y promoción de la inve	4,791,640,000.00	0.00	-1,290,050,591.00	3,501,589,409.00	0.00	3,501,589,409.00	-1,462,329.00	3,483,436,363.00	99.48	345,780,921.00	2,306,132,452.00	65.86
3-03-001-16-01-17-7878	Fortalecimiento, fomento y desarrollo de entornos virtuales en la UD	1,000,000,000.00	0.00	-110,939,773.00	889,060,227.00	0.00	889,060,227.00	0.00	889,060,227.00	100.00	103,646,460.00	512,486,034.00	57.64
3-03-001-16-01-17-7878-00	Fortalecimiento, fomento y desarrollo	1,000,000,000.00	0.00	-110,939,773.00	889,060,227.00	0.00	889,060,227.00	0.00	889,060,227.00	100.00	103,646,460.00	512,486,034.00	57.64
3-03-001-16-01-17-7889	Consolidación del modelo de servicios Centro de Recursos para el Aprendizaje y la Investigación- CRAI de la Universidad	2,147,214,000.00	0.00	-408,415,556.00	1,738,798,444.00	0.00	1,738,798,444.00	0.00	1,738,798,444.00	100.00	45,165,750.00	1,083,307,106.00	62.30
3-03-001-16-01-17-7889-00	Consolidación del modelo de servicios	2,147,214,000.00	0.00	-408,415,556.00	1,738,798,444.00	0.00	1,738,798,444.00	0.00	1,738,798,444.00	100.00	45,165,750.00	1,083,307,106.00	62.30
3-03-001-16-01-17-7892	Desarrollo y Fortalecimiento de los Doctorados de la Universidad Distrital Francisco José de Caldas	2,147,214,000.00	0.00	-305,548,705.00	1,841,665,295.00	0.00	1,841,665,295.00	0.00	1,838,899,095.00	99.85	116,083,271.00	1,003,145,549.00	54.47
3-03-001-16-01-17-7892-00	Desarrollo y Fortalecimiento de los Do	2,147,214,000.00	0.00	-305,548,705.00	1,841,665,295.00	0.00	1,841,665,295.00	0.00	1,838,899,095.00	99.85	116,083,271.00	1,003,145,549.00	54.47
3-03-001-16-01-17-7894	Dotación de los laboratorios del proyecto Enseno de la Universidad Distrital Francisco José de Caldas	3,300,000,000.00	0.00	-3,084,019,822.00	215,980,178.00	0.00	215,980,178.00	0.00	215,980,178.00	100.00	57,358,000.00	161,202,167.00	74.64
3-03-001-16-01-17-7894-00	Dotación de los laboratorios del proyec	3,300,000,000.00	0.00	-3,084,019,822.00	215,980,178.00	0.00	215,980,178.00	0.00	215,980,178.00	100.00	57,358,000.00	161,202,167.00	74.64
3-03-001-16-01-17-7896	Fortalecimiento y Ampliación de la infraestructura física de la Universidad Distrital Francisco José de Caldas	12,777,708,000.00	0.00	-12,377,781,181.00	399,926,819.00	0.00	399,926,819.00	0.00	399,926,819.00	100.00	141,345,275.00	365,719,520.00	91.45
3-03-001-16-01-17-7896-00	Fortalecimiento y Ampliación de la infr.	12,777,708,000.00	0.00	-12,377,781,181.00	399,926,819.00	0.00	399,926,819.00	0.00	399,926,819.00	100.00	141,345,275.00	365,719,520.00	91.45

SISTEMA DE PRESUPUESTO
EJECUCION PRESUPUESTO
INFORME DE EJECUCION DEL PRESUPUESTO DE GASTOS E INVERSIONES

08-10-2024
11:35

ENTIDAD: 230 - UNIVERSIDAD DISTRITAL FRANCISCO JOSE DE CALDAS		MES: SEPTIEMBRE											
UNIDAD EJECUTORA: 01 - RECTOR		VIGENCIA FISCAL: 2024											
RUBRO PRESUPUESTAL		APROPIACION						TOTAL COMPROMISOS		EJECUC. PRESUP.	AUTORIZACION DE GIRO		EJEC. AUT. GIRO %
CODIGO 1	NOMBRE 2	INICIAL 3	MODIFICACIONES		VIGENTE 6=(3+5)	SUSPENSION 7	DISPONIBLE 8=(6-7)	MES 9	ACUMULADO 10	(11=10/8)	MES 12	ACUMULADO 13	(14=13/8)
			MES 4	ACUMULADO 5									
3-03-001-16-01-17-7897-00	Fortalecimiento y Modernización de la	0.00	0.00	0.00	0.00	0.00	0.00	0.00	0.00	0.00	0.00	0.00	0.00
3-03-001-16-01-17-7899	Fortalecimiento y Modernización de la Infraestructura tecnológica de la Universidad Distrital Francisco José de Caldas	2,853,011,000.00	0.00	-1,671,721,959.00	1,181,289,041.00	0.00	1,181,289,041.00	0.00	1,181,289,041.00	100.00	0.00	0.00	0.00
3-03-001-16-01-17-7899-00	Fortalecimiento y Modernización de la	2,853,011,000.00	0.00	-1,671,721,959.00	1,181,289,041.00	0.00	1,181,289,041.00	0.00	1,181,289,041.00	100.00	0.00	0.00	0.00
3-03-001-16-01-17-7900	Implementación y establecimiento de la gobernanza entre los diferentes servicios de Tecnología de la información	1,360,000,000.00	0.00	-8,545,663.00	1,351,454,337.00	0.00	1,351,454,337.00	0.00	1,351,454,337.00	100.00	148,440,772.00	826,026,426.00	61.12
3-03-001-16-01-17-7900-00	Implementación y establecimiento de la	1,360,000,000.00	0.00	-8,545,663.00	1,351,454,337.00	0.00	1,351,454,337.00	0.00	1,351,454,337.00	100.00	148,440,772.00	826,026,426.00	61.12
3-03-001-17	BOGOTÁ CAMINA SEGURA	0.00	3,413,724,594.00	31,996,899,834.00	31,996,899,834.00	0.00	31,996,899,834.00	3,749,432,352.00	4,618,276,602.00	14.43	155,022,520.00	260,887,404.00	0.82
3-03-001-17-22	*Objetivo estratégico 03. Bogotá confía en su	0.00	3,413,724,594.00	31,996,899,834.00	31,996,899,834.00	0.00	31,996,899,834.00	3,749,432,352.00	4,618,276,602.00	14.43	155,022,520.00	260,887,404.00	0.82
3-03-001-17-22-02	Programa 17. Formación para el trabajo y acceso a oportunidades educativas	0.00	3,413,724,594.00	31,996,899,834.00	31,996,899,834.00	0.00	31,996,899,834.00	3,749,432,352.00	4,618,276,602.00	14.43	155,022,520.00	260,887,404.00	0.82
3-03-001-17-22-02-2024	Programa 17. Formación para el trabajo y acceso a oportunidades educativas.	0.00	3,413,724,594.00	31,996,899,834.00	31,996,899,834.00	0.00	31,996,899,834.00	3,749,432,352.00	4,618,276,602.00	14.43	155,022,520.00	260,887,404.00	0.82
3-03-001-17-22-02-2024-02	Desarrollo y modernización de los pro	0.00	0.00	1,227,334.00	1,227,334.00	0.00	1,227,334.00	0.00	0.00	0.00	0.00	0.00	0.00
3-03-001-17-22-02-2024-02	Ampliación y Mejoramiento de la infra	0.00	0.00	13,136,245,516.00	13,136,245,516.00	0.00	13,136,245,516.00	1,602,283,891.00	2,347,735,073.00	17.87	0.00	0.00	0.00
3-03-001-17-22-02-2024-02	Fortalecimiento de estrategias para dis	0.00	0.00	450,000,000.00	450,000,000.00	0.00	450,000,000.00	131,523,792.00	131,523,792.00	29.23	0.00	0.00	0.00
3-03-001-17-22-02-2024-02	Fortalecimiento de las capacidades de	0.00	0.00	1,290,050,591.00	1,290,050,591.00	0.00	1,290,050,591.00	151,068,763.00	231,581,831.00	17.95	105,560,320.00	168,545,204.00	13.07
3-03-001-17-22-02-2024-02	Incremento del acceso y el impacto so	0.00	0.00	403,348,527.00	403,348,527.00	0.00	403,348,527.00	49,462,200.00	92,342,200.00	22.89	49,462,200.00	92,342,200.00	22.89
3-03-001-17-22-02-2024-02	Fortalecimiento del uso y apropiación r	0.00	1,496,221,186.00	1,679,513,530.00	1,679,513,530.00	0.00	1,679,513,530.00	0.00	0.00	0.00	0.00	0.00	0.00
3-03-001-17-22-02-2024-02	Fortalecimiento de la capacidad para l	0.00	0.00	10,005,786,646.00	10,005,786,646.00	0.00	10,005,786,646.00	354,082,400.00	354,082,400.00	3.54	0.00	0.00	0.00
3-03-001-17-22-02-2024-02	Fortalecimiento de los componentes te	0.00	0.00	2,354,808,726.00	2,354,808,726.00	0.00	2,354,808,726.00	1,171,373,049.00	1,171,373,049.00	49.74	0.00	0.00	0.00
3-03-001-17-22-02-2024-02	Fortalecimiento de las líneas de servic	0.00	1,917,503,408.00	2,675,918,964.00	2,675,918,964.00	0.00	2,675,918,964.00	289,638,257.00	289,638,257.00	10.82	0.00	0.00	0.00
3-03-003	TRANSFERENCIAS CORRIENTES	200,000,000.00	0.00	0.00	200,000,000.00	0.00	200,000,000.00	0.00	2,000,000.00	1.00	0.00	2,000,000.00	1.00
3-03-003-05	A ENTIDADES DEL GOBIERNO	200,000,000.00	0.00	0.00	200,000,000.00	0.00	200,000,000.00	0.00	2,000,000.00	1.00	0.00	2,000,000.00	1.00
3-03-003-05-09	A OTRAS ENTIDADES DEL GOBIERNO GENERAL	200,000,000.00	0.00	0.00	200,000,000.00	0.00	200,000,000.00	0.00	2,000,000.00	1.00	0.00	2,000,000.00	1.00
3-03-003-05-09-54	A ESTABLECIMIENTOS PUBLICOS Y UNIDADES ADMINISTRATIVAS	200,000,000.00	0.00	0.00	200,000,000.00	0.00	200,000,000.00	0.00	2,000,000.00	1.00	0.00	2,000,000.00	1.00

SISTEMA DE PRESUPUESTO
EJECUCION PRESUPUESTO
INFORME DE EJECUCION DEL PRESUPUESTO DE GASTOS E INVERSIONES

08-10-2024
11:35

ENTIDAD: 230 - UNIVERSIDAD DISTRITAL FRANCISCO JOSE DE CALDAS						MES: SEPTIEMBRE							
UNIDAD EJECUTORA: 01 - RECTOR						VIGENCIA FISCAL: 2024							
RUBRO PRESUPUESTAL		APROPIACION					TOTAL COMPROMISOS		EJECUC. PRESUP.	AUTORIZACION DE GIRO		EJEC. AUT. GIRO % (14=13/8)	
CODIGO 1	NOMBRE 2	INICIAL 3	MODIFICACIONES		VIGENTE 8=(3+5)	SUSPENSION 7	DISPONIBLE 8=(6-7)	MES 9		ACUMULADO 10	MES 12		ACUMULADO 13
			MES 4	ACUMULADO 5						(11=10/8)			
3-03-003-05-09-54-0022	ESPECIALES OTROS ORGANISMOS	200,000,000.00	0.00	0.00	200,000,000.00	0.00	200,000,000.00	0.00	2,000,000.00	1.00	0.00	2,000,000.00	1.00
3-03-003-05-09-54-0022-01	Préstamos Ordinarios Administrativos	50,000,000.00	0.00	0.00	50,000,000.00	0.00	50,000,000.00	0.00	2,000,000.00	4.00	0.00	2,000,000.00	4.00
3-03-003-05-09-54-0022-02	Vivienda Administrativos	150,000,000.00	0.00	0.00	150,000,000.00	0.00	150,000,000.00	0.00	0.00	0.00	0.00	0.00	0.00

RESPONSABLE DEL PRESUPUESTO

ORDENADOR DEL GASTO