

**SISTEMA DE PRESUPUESTO**  
**EJECUCION PRESUPUESTO**  
**INFORME DE EJECUCION DEL PRESUPUESTO DE GASTOS E INVERSIONES**

29/08/2025  
10:19

ENTIDAD: 230 - UNIVERSIDAD DISTRITAL FRANCISCO JOSE DE CALDAS		MES: AGOSTO											
UNIDAD EJECUTORA: 01 - RECTOR		VIGENCIA FISCAL: 2025											
RUBRO PRESUPUESTAL		APROPIACION						TOTAL COMPROMISOS		EJECUC. PRESUP.	AUTORIZACION DE GIRO		EJEC. AUT. GIRO %
CODIGO 1	NOMBRE 2	INICIAL 3	MODIFICACIONES		VIGENTE 6=(3+5)	SUSPENSION 7	DISPONIBLE 8=(6-7)	MES 9	ACUMULADO 10	(11=10/8)	MES 12	ACUMULADO 13	(14=13/8)
			MES 4	ACUMULADO 5									
3	GASTOS	517,073,579,000.00	0.00	31,035,510,739.00	548,109,089,739.00	0.00	548,109,089,739.00	53,403,113,028.00	386,305,363,495.00	70.48	39,337,378,174.00	296,115,059,297.00	54.02
3-01	Funcionamiento	479,086,495,000.00	0.00	19,081,273,930.00	498,167,768,930.00	0.00	498,167,768,930.00	46,461,893,107.00	360,140,188,496.00	72.29	36,925,637,827.00	287,297,053,940.00	57.67
3-01-001	Gastos de personal	294,054,248,000.00	0.00	9,065,533,329.00	303,119,781,329.00	0.00	303,119,781,329.00	32,883,567,221.00	196,487,458,902.00	64.82	17,769,775,156.00	162,903,733,409.00	53.74
3-01-001-01	Planta de personal permanente	220,530,664,000.00	0.00	-5,309,289,083.00	215,221,374,917.00	0.00	215,221,374,917.00	13,184,975,910.00	124,165,160,839.00	57.69	14,056,356,319.00	119,573,869,300.00	55.56
3-01-001-01-01	Factores constitutivos de salario	168,599,739,000.00	0.00	-4,110,607,059.00	164,489,131,941.00	0.00	164,489,131,941.00	10,482,292,664.00	94,653,713,761.00	57.54	11,374,782,772.00	90,083,688,633.00	54.77
3-01-001-01-01-11	Sueldo básico	120,951,300,000.00	0.00	-4,366,868,976.00	116,584,431,024.00	0.00	116,584,431,024.00	9,342,171,553.00	71,939,543,554.00	61.71	9,320,068,526.00	71,885,367,661.00	61.66
3-01-001-01-01-11-0001	Sueldo Básico Administrativos	16,199,300,000.00	0.00	-1,431,303,533.00	14,767,996,467.00	0.00	14,767,996,467.00	1,197,728,678.00	8,725,861,855.00	59.09	1,197,728,678.00	8,721,725,985.00	59.06
3-01-001-01-01-11-0001-00	Sueldo Básico Administrativos	16,199,300,000.00	0.00	-1,431,303,533.00	14,767,996,467.00	0.00	14,767,996,467.00	1,197,728,678.00	8,725,861,855.00	59.09	1,197,728,678.00	8,721,725,985.00	59.06
3-01-001-01-01-11-0002	Sueldo Básico Docentes	103,229,500,000.00	0.00	-3,015,494,326.00	100,214,005,674.00	0.00	100,214,005,674.00	8,025,930,356.00	62,218,776,034.00	62.09	8,003,827,329.00	62,168,736,011.00	62.04
3-01-001-01-01-11-0002-00	Sueldo Básico Docentes	103,229,500,000.00	0.00	-3,015,494,326.00	100,214,005,674.00	0.00	100,214,005,674.00	8,025,930,356.00	62,218,776,034.00	62.09	8,003,827,329.00	62,168,736,011.00	62.04
3-01-001-01-01-11-0003	Sueldo Trabajadores Oficiales	1,522,500,000.00	0.00	79,928,883.00	1,602,428,883.00	0.00	1,602,428,883.00	118,512,519.00	994,905,665.00	62.09	118,512,519.00	994,905,665.00	62.09
3-01-001-01-01-11-0003-00	Sueldo Trabajadores Oficiales	1,522,500,000.00	0.00	79,928,883.00	1,602,428,883.00	0.00	1,602,428,883.00	118,512,519.00	994,905,665.00	62.09	118,512,519.00	994,905,665.00	62.09
3-01-001-01-01-11-0003-00	Sueldo Trabajadores Oficiales	1,522,500,000.00	0.00	79,928,883.00	1,602,428,883.00	0.00	1,602,428,883.00	118,512,519.00	994,905,665.00	62.09	118,512,519.00	994,905,665.00	62.09
3-01-001-01-01-12	Horas extras, dominicales, festivos y recargos	184,100,000.00	0.00	11,083,725.00	195,183,725.00	0.00	195,183,725.00	16,048,196.00	133,636,104.00	68.47	16,048,196.00	133,636,104.00	68.47
3-01-001-01-01-12-0001	Horas Extras, Dominicales, Festivos, Administrativos	184,100,000.00	0.00	11,083,725.00	195,183,725.00	0.00	195,183,725.00	16,048,196.00	133,636,104.00	68.47	16,048,196.00	133,636,104.00	68.47
3-01-001-01-01-12-0001-00	Horas Extras, Dominicales, Festivos, Administrativos	184,100,000.00	0.00	11,083,725.00	195,183,725.00	0.00	195,183,725.00	16,048,196.00	133,636,104.00	68.47	16,048,196.00	133,636,104.00	68.47
3-01-001-01-01-13	Gastos de representación	805,700,000.00	0.00	-85,735,811.00	719,964,189.00	0.00	719,964,189.00	46,281,548.00	451,313,006.00	62.69	46,281,548.00	451,313,006.00	62.69
3-01-001-01-01-13-0001	Gastos de Representación Administrativos	805,700,000.00	0.00	-85,735,811.00	719,964,189.00	0.00	719,964,189.00	46,281,548.00	451,313,006.00	62.69	46,281,548.00	451,313,006.00	62.69
3-01-001-01-01-13-0001-00	Gastos de Representación Administrativos	805,700,000.00	0.00	-85,735,811.00	719,964,189.00	0.00	719,964,189.00	46,281,548.00	451,313,006.00	62.69	46,281,548.00	451,313,006.00	62.69
3-01-001-01-01-14	Subsidio de alimentación	85,300,000.00	0.00	4,422,203.00	89,722,203.00	0.00	89,722,203.00	6,640,446.00	56,672,314.00	63.16	6,640,446.00	56,672,314.00	63.16
3-01-001-01-01-14-0000	Subsidio de alimentación	85,300,000.00	0.00	4,422,203.00	89,722,203.00	0.00	89,722,203.00	6,640,446.00	56,672,314.00	63.16	6,640,446.00	56,672,314.00	63.16
3-01-001-01-01-14-0000-00	Subsidio de alimentación	85,300,000.00	0.00	4,422,203.00	89,722,203.00	0.00	89,722,203.00	6,640,446.00	56,672,314.00	63.16	6,640,446.00	56,672,314.00	63.16
3-01-001-01-01-15	Auxilio de transporte	82,600,000.00	0.00	3,690,088.00	86,290,088.00	0.00	86,290,088.00	6,386,432.00	54,504,447.00	63.16	6,386,432.00	54,504,447.00	63.16
3-01-001-01-01-15-0000	Auxilio de transporte	82,600,000.00	0.00	3,690,088.00	86,290,088.00	0.00	86,290,088.00	6,386,432.00	54,504,447.00	63.16	6,386,432.00	54,504,447.00	63.16
3-01-001-01-01-15-0000-00	Auxilio de transporte	82,600,000.00	0.00	3,690,088.00	86,290,088.00	0.00	86,290,088.00	6,386,432.00	54,504,447.00	63.16	6,386,432.00	54,504,447.00	63.16
3-01-001-01-01-17	Bonificación por servicios prestados	3,526,400,000.00	0.00	13,536,392.00	3,539,936,392.00	0.00	3,539,936,392.00	499,329,000.00	2,073,584,277.00	58.58	502,248,511.00	2,070,390,575.00	58.49
3-01-001-01-01-17-0001	Bonificación por Servicios Prestados Administrativos	515,500,000.00	0.00	13,536,392.00	529,036,392.00	0.00	529,036,392.00	22,197,399.00	249,877,041.00	47.23	22,197,399.00	249,877,041.00	47.23
3-01-001-01-01-17-0001-00	Bonificación por Servicios Prestados Administrativos	515,500,000.00	0.00	13,536,392.00	529,036,392.00	0.00	529,036,392.00	22,197,399.00	249,877,041.00	47.23	22,197,399.00	249,877,041.00	47.23

48


**SISTEMA DE PRESUPUESTO**  
**EJECUCION PRESUPUESTO**  
**INFORME DE EJECUCION DEL PRESUPUESTO DE GASTOS E INVERSIONES**

29-08-2025

10:19

ENTIDAD: 230 - UNIVERSIDAD DISTRITAL FRANCISCO JOSE DE CALDAS		MES: AGOSTO											
UNIDAD EJECUTORA: 01 - RECTOR		VIGENCIA FISCAL: 2025											
RUBRO PRESUPUESTAL		APROPIACION						TOTAL COMPROMISOS		EJECUC. PRESUP.	AUTORIZACION DE GIRO		EJEC. AUT. GIRO %
CODIGO	NOMBRE	INICIAL	MODIFICACIONES		VIGENTE	SUSPENSION	DISPONIBLE	MES	ACUMULADO		MES	ACUMULADO	
1	2	3	MES	ACUMULADO	6=(3+5)	7	8=(6-7)	9	10	11=10/8	12	13	14=13/8
3-01-001-01-01-17-0002	Bonificación por Servicios Prestados Docentes	3,010,900,000.00	0.00	0.00	3,010,900,000.00	0.00	3,010,900,000.00	477,131,601.00	1,823,707,236.00	60.57	480,051,112.00	1,820,513,534.00	60.46
3-01-001-01-01-17-0002-00	Bonificación por Servicios Prestados C	3,010,900,000.00	0.00	0.00	3,010,900,000.00	0.00	3,010,900,000.00	477,131,601.00	1,823,707,236.00	60.57	480,051,112.00	1,820,513,534.00	60.46
3-01-001-01-01-18	Prestaciones sociales	20,060,100,000.00	0.00	191,539,769.00	20,251,639,769.00	0.00	20,251,639,769.00	86,289,654.00	239,631,532.00	1.18	79,582,217.00	207,322,513.00	1.02
3-01-001-01-01-18-0001	Prima de navidad	12,509,200,000.00	0.00	91,795,768.00	12,600,995,768.00	0.00	12,600,995,768.00	25,189,974.00	60,725,498.00	0.48	22,312,328.00	47,138,796.00	0.37
3-01-001-01-01-18-0001-01	Prima de Navidad Administrativos	2,104,500,000.00	0.00	27,344,451.00	2,131,844,451.00	0.00	2,131,844,451.00	11,259,610.00	31,279,828.00	1.47	11,259,610.00	29,810,004.00	1.40
3-01-001-01-01-18-0001-02	Prima de Navidad Docentes	10,107,200,000.00	0.00	14,879,272.00	10,122,079,272.00	0.00	10,122,079,272.00	13,930,364.00	29,445,670.00	0.29	11,052,718.00	17,328,792.00	0.17
3-01-001-01-01-18-0001-03	Prima de Navidad Trabajadores Oficial	297,500,000.00	0.00	49,572,045.00	347,072,045.00	0.00	347,072,045.00	0.00	0.00	0.00	0.00	0.00	0.00
3-01-001-01-01-18-0002	Prima de vacaciones	7,550,900,000.00	0.00	99,744,001.00	7,650,644,001.00	0.00	7,650,644,001.00	61,099,680.00	178,906,034.00	2.34	57,269,889.00	160,183,717.00	2.09
3-01-001-01-01-18-0002-01	Prima de Vacaciones Administrativos	1,010,200,000.00	0.00	31,433,000.00	1,041,633,000.00	0.00	1,041,633,000.00	34,678,161.00	72,731,540.00	6.98	34,678,161.00	71,791,570.00	6.89
3-01-001-01-01-18-0002-02	Prima de Vacaciones Docentes	6,336,200,000.00	0.00	16,574,045.00	6,352,774,045.00	0.00	6,352,774,045.00	19,155,711.00	58,926,250.00	0.93	15,325,920.00	41,143,903.00	0.65
3-01-001-01-01-18-0002-03	Prima de Vacaciones Trabajadores Of	204,500,000.00	0.00	51,736,956.00	256,236,956.00	0.00	256,236,956.00	7,265,808.00	47,248,244.00	18.44	7,265,808.00	47,248,244.00	18.44
3-01-001-01-01-19	Prima técnica salarial	3,612,600,000.00	0.00	-170,745,885.00	3,441,854,115.00	0.00	3,441,854,115.00	273,653,194.00	2,146,358,172.00	62.36	273,653,194.00	2,146,358,172.00	62.36
3-01-001-01-01-19-0001	Prima Técnica Administrativos	3,612,600,000.00	0.00	-170,745,885.00	3,441,854,115.00	0.00	3,441,854,115.00	273,653,194.00	2,146,358,172.00	62.36	273,653,194.00	2,146,358,172.00	62.36
3-01-001-01-01-19-0001-00	Prima Técnica Administrativos	3,612,600,000.00	0.00	-170,745,885.00	3,441,854,115.00	0.00	3,441,854,115.00	273,653,194.00	2,146,358,172.00	62.36	273,653,194.00	2,146,358,172.00	62.36
3-01-001-01-01-22	Factores salariales especiales	862,100,000.00	0.00	124,246,281.00	986,346,281.00	0.00	986,346,281.00	64,294,583.00	547,115,627.00	55.47	64,294,583.00	547,115,627.00	55.47
3-01-001-01-01-22-0012	Prima de antigüedad	862,100,000.00	0.00	124,246,281.00	986,346,281.00	0.00	986,346,281.00	64,294,583.00	547,115,627.00	55.47	64,294,583.00	547,115,627.00	55.47
3-01-001-01-01-22-0012-01	Prima de Antigüedad Administrativos	667,000,000.00	0.00	121,613,919.00	788,613,919.00	0.00	788,613,919.00	50,367,507.00	428,642,259.00	54.35	50,367,507.00	428,642,259.00	54.35
3-01-001-01-01-22-0012-02	Prima de Antigüedad Trabajadores Ofi	195,100,000.00	0.00	2,632,362.00	197,732,362.00	0.00	197,732,362.00	13,927,076.00	118,473,368.00	59.92	13,927,076.00	118,473,368.00	59.92
3-01-001-01-01-24	Prima semestral	9,968,525,000.00	0.00	131,589,249.00	10,100,114,249.00	0.00	10,100,114,249.00	59,016,632.00	9,549,738,291.00	94.55	50,502,243.00	9,524,969,303.00	94.31
3-01-001-01-01-24-0001	Prima Semestral Administrativos	9,968,525,000.00	0.00	131,589,249.00	10,100,114,249.00	0.00	10,100,114,249.00	59,016,632.00	9,549,738,291.00	94.55	50,502,243.00	9,524,969,303.00	94.31
3-01-001-01-01-24-0001-01	Prima Semestral Administrativos	1,596,153,000.00	0.00	275,474,507.00	1,871,627,507.00	0.00	1,871,627,507.00	12,407,861.00	1,649,853,795.00	88.15	12,407,861.00	1,645,078,454.00	87.90
3-01-001-01-01-24-0001-02	Prima Semestral Docentes	8,152,872,000.00	0.00	-190,172,119.00	7,962,699,881.00	0.00	7,962,699,881.00	46,608,771.00	7,664,112,635.00	96.25	38,094,382.00	7,644,118,988.00	96.00
3-01-001-01-01-24-0001-03	Prima Semestral Trabajadores Oficial	219,500,000.00	0.00	46,286,861.00	265,786,861.00	0.00	265,786,861.00	0.00	235,771,861.00	88.71	0.00	235,771,861.00	88.71
3-01-001-01-01-25	Beneficios convencionales	8,461,014,000.00	0.00	32,635,906.00	8,493,649,906.00	0.00	8,493,649,906.00	82,181,426.00	7,461,616,437.00	87.85	1,009,076,876.00	3,006,038,911.00	35.39

**SISTEMA DE PRESUPUESTO**  
**EJECUCION PRESUPUESTO**  
**INFORME DE EJECUCION DEL PRESUPUESTO DE GASTOS E INVERSIONES**

29-08-2025  
  
10:19

ENTIDAD: 230 - UNIVERSIDAD DISTRITAL FRANCISCO JOSE DE CALDAS										MES: AGOSTO			
UNIDAD EJECUTORA: 01 - RECTOR										VIGENCIA FISCAL: 2025			
RUBRO PRESUPUESTAL		APROPIACION						TOTAL COMPROMISOS		EJECUC. PRESUP.	AUTORIZACION DE GIRO		EJEC. AUT. GIRO %
CODIGO 1	NOMBRE 2	INICIAL 3	MODIFICACIONES		VIGENTE 6=(3+5)	SUSPENSION 7	DISPONIBLE 8=(6-7)	MES 9	ACUMULADO 10	(11=10/8)	AUTORIZACION DE GIRO		(14=13/8)
			MES 4	ACUMULADO 5							MES 12	ACUMULADO 13	
3-01-001-01-01-25-0099	Beneficios convencionales	8,461,014,000.00	0.00	32,635,906.00	8,493,649,906.00	0.00	8,493,649,906.00	82,181,426.00	7,461,616,437.00	87.85	1,009,076,876.00	3,006,038,911.00	35.39
3-01-001-01-01-25-0099-02	Aportes Convención Colectiva de Trab	104,617,000.00	0.00	-524,561.00	104,092,439.00	0.00	104,092,439.00	0.00	104,092,439.00	100.00	0.00	104,092,439.00	100.00
3-01-001-01-01-25-0099-03	Aportes Organizaciones Sindicales - A	593,164,000.00	0.00	96,823,500.00	689,987,500.00	0.00	689,987,500.00	0.00	462,637,500.00	67.05	0.00	462,637,500.00	67.05
3-01-001-01-01-25-0099-04	Subsidio Familiar	363,600,000.00	0.00	8,677,283.00	372,277,283.00	0.00	372,277,283.00	28,822,766.00	217,008,373.00	58.29	28,822,766.00	217,008,373.00	58.29
3-01-001-01-01-25-0099-05	Plan de Salud Trabajadores Oficiales	45,402,000.00	0.00	0.00	45,402,000.00	0.00	45,402,000.00	0.00	41,648,554.00	91.73	6,423,480.00	11,085,683.00	24.42
3-01-001-01-01-25-0099-06	Plan de Salud de Pensionados	6,048,902,000.00	0.00	-48,127,206.00	6,000,774,794.00	0.00	6,000,774,794.00	0.00	6,000,774,794.00	100.00	913,354,470.00	1,575,760,139.00	26.26
3-01-001-01-01-25-0099-07	Subsidio libros pensionados	221,300,000.00	0.00	-14,811,101.00	206,488,899.00	0.00	206,488,899.00	12,793,476.00	106,612,300.00	51.63	12,793,476.00	106,612,300.00	51.63
3-01-001-01-01-25-0099-08	Subsidio familiar pensionados	269,300,000.00	0.00	32,763,754.00	302,063,754.00	0.00	302,063,754.00	18,330,408.00	174,048,317.00	57.62	18,330,408.00	174,048,317.00	57.62
3-01-001-01-01-25-0099-09	Educación Libros Convención Colectiv	145,800,000.00	0.00	-12,401,679.00	133,398,321.00	0.00	133,398,321.00	12,793,476.00	85,766,616.00	64.29	12,793,476.00	85,766,616.00	64.29
3-01-001-01-01-25-0099-10	Defunción y Matrimonio Personal adm	163,987,000.00	0.00	-44,572,584.00	119,414,416.00	0.00	119,414,416.00	7,117,500.00	50,664,380.00	42.43	14,235,000.00	50,664,380.00	42.43
3-01-001-01-01-25-0099-11	Convención Colectiva y Mesas de Diál	218,325,000.00	0.00	0.00	218,325,000.00	0.00	218,325,000.00	0.00	114,394,525.00	52.40	0.00	114,394,525.00	52.40
3-01-001-01-01-25-0099-12	Auxilios e Incentivos Acuerdos de Neg	286,617,000.00	0.00	14,808,500.00	301,425,500.00	0.00	301,425,500.00	2,323,800.00	103,968,639.00	34.49	2,323,800.00	103,968,639.00	34.49
3-01-001-01-02	Contribuciones inherentes a la nómina	51,239,425,000.00	0.00	-1,164,989,805.00	50,074,435,195.00	0.00	50,074,435,195.00	2,685,884,911.00	29,379,462,929.00	58.67	2,664,775,212.00	29,358,353,230.00	58.63
3-01-001-01-02-01	Aportes a la seguridad social en pensiones	15,593,300,000.00	0.00	-738,121,876.00	14,855,178,124.00	0.00	14,855,178,124.00	1,139,582,400.00	7,548,799,900.00	50.82	1,139,582,400.00	7,548,799,900.00	50.82
3-01-001-01-02-01-0001	Aportes a la seguridad social en pensiones públicas	13,646,900,000.00	0.00	-779,364,096.00	12,867,535,904.00	0.00	12,867,535,904.00	1,023,899,925.00	6,750,257,150.00	52.46	1,023,899,925.00	6,750,257,150.00	52.46
3-01-001-01-02-01-0001-01	Pensiones Públicas Administrativos	2,242,400,000.00	0.00	-282,983,103.00	1,959,416,897.00	0.00	1,959,416,897.00	148,938,000.00	1,019,432,175.00	52.03	148,938,000.00	1,019,432,175.00	52.03
3-01-001-01-02-01-0001-02	Pensiones Públicas Docentes	11,219,000,000.00	0.00	-517,011,918.00	10,701,988,082.00	0.00	10,701,988,082.00	859,795,050.00	5,625,744,875.00	52.57	859,795,050.00	5,625,744,875.00	52.57
3-01-001-01-02-01-0001-03	Pensiones Públicas Trabajadores Ofic	185,500,000.00	0.00	20,630,925.00	206,130,925.00	0.00	206,130,925.00	15,166,875.00	105,080,100.00	50.98	15,166,875.00	105,080,100.00	50.98
3-01-001-01-02-01-0002	Aportes a la seguridad social en pensiones privadas	1,946,400,000.00	0.00	41,242,220.00	1,987,642,220.00	0.00	1,987,642,220.00	115,682,475.00	798,542,750.00	40.18	115,682,475.00	798,542,750.00	40.18
3-01-001-01-02-01-0002-01	Pensiones Privadas Administrativos	395,800,000.00	0.00	40,509,950.00	436,309,950.00	0.00	436,309,950.00	35,199,225.00	180,124,725.00	41.28	35,199,225.00	180,124,725.00	41.28
3-01-001-01-02-01-0002-02	Pensiones Privadas Docentes	1,529,900,000.00	0.00	-19,361,755.00	1,510,538,245.00	0.00	1,510,538,245.00	79,328,850.00	608,390,600.00	40.28	79,328,850.00	608,390,600.00	40.28
3-01-001-01-02-01-0002-03	Pensiones Privadas Trabajadores Ofic	20,700,000.00	0.00	20,094,025.00	40,794,025.00	0.00	40,794,025.00	1,154,400.00	10,027,425.00	24.58	1,154,400.00	10,027,425.00	24.58
3-01-001-01-02-02	Aportes a la seguridad social en salud	11,045,200,000.00	0.00	-344,426,681.00	10,700,773,319.00	0.00	10,700,773,319.00	806,946,412.00	5,345,848,940.00	49.96	806,946,412.00	5,345,848,940.00	49.96
3-01-001-01-02-02-0002	Aportes a la seguridad social en salud privada	11,045,200,000.00	0.00	-344,426,681.00	10,700,773,319.00	0.00	10,700,773,319.00	806,946,412.00	5,345,848,940.00	49.96	806,946,412.00	5,345,848,940.00	49.96
3-01-001-01-02-02-0002-01	Salud Privada Administrativos	1,868,700,000.00	0.00	-199,838,316.00	1,668,861,684.00	0.00	1,668,861,684.00	130,432,704.00	849,655,240.00	50.91	130,432,704.00	849,655,240.00	50.91
3-01-001-01-02-02-0002-02	Salud Privada Docentes	9,030,500,000.00	0.00	-161,082,516.00	8,869,417,484.00	0.00	8,869,417,484.00	664,952,620.00	4,414,657,620.00	49.77	664,952,620.00	4,414,657,620.00	49.77
3-01-001-01-02-02-0002-03	Salud Privada Trabajadores Oficiales	146,000,000.00	0.00	16,494,151.00	162,494,151.00	0.00	162,494,151.00	11,561,088.00	81,536,080.00	50.18	11,561,088.00	81,536,080.00	50.18
3-01-001-01-02-03	Aportes de cesantías	12,551,325,000.00	0.00	290,676,227.00	12,842,001,227.00	0.00	12,842,001,227.00	21,109,699.00	11,088,162,989.00	86.34	0.00	11,067,053,290.00	86.18




**SISTEMA DE PRESUPUESTO**  
**EJECUCION PRESUPUESTO**  
**INFORME DE EJECUCION DEL PRESUPUESTO DE GASTOS E INVERSIONES**

29-08-2025

10:19

ENTIDAD: 230 - UNIVERSIDAD DISTRITAL FRANCISCO JOSE DE CALDAS		MES: AGOSTO											
UNIDAD EJECUTORA: 01 - RECTOR		VIGENCIA FISCAL: 2025											
RUBRO PRESUPUESTAL		APROPACION			TOTAL COMPROMISOS		EJECUC. PRESUP.	AUTORIZACION DE GIRO		EJEC. AUT.GIRO %			
CODIGO	NOMBRE	INICIAL	MODIFICACIONES		VIGENTE	SUSPENSION	DISPONIBLE	MES	ACUMULADO	(11=10/8)	MES	ACUMULADO	(14=13/8)
			MES	ACUMULADO									
1	2	3	4	5	6=(3+5)	7	8=(6-7)	9	10		12	13	
3-01-001-01-02-03-0001	Aportes de cesantias a fondos públicos	6,779,543,000.00	0.00	640,898,234.00	7,420,441,234.00	0.00	7,420,441,234.00	6,843,114.00	6,703,274,142.00	90.34	0.00	6,696,431,028.00	90.24
3-01-001-01-02-03-0001-01	Cesantias Fondos Públicos Administra	868,543,000.00	0.00	339,857,000.00	1,208,400,000.00	0.00	1,208,400,000.00	0.00	799,908,981.00	66.20	0.00	799,908,981.00	66.20
3-01-001-01-02-03-0001-02	Cesantias Fondos Públicos Docentes	5,803,200,000.00	0.00	262,041,234.00	6,065,241,234.00	0.00	6,065,241,234.00	6,843,114.00	5,818,641,876.00	95.93	0.00	5,811,798,762.00	95.82
3-01-001-01-02-03-0001-03	Cesantias Fondos Públicos Trabajado	107,800,000.00	0.00	39,000,000.00	146,800,000.00	0.00	146,800,000.00	0.00	84,723,285.00	57.71	0.00	84,723,285.00	57.71
3-01-001-01-02-03-0002	Aportes de cesantias a fondos privados	5,771,782,000.00	0.00	-350,222,007.00	5,421,559,993.00	0.00	5,421,559,993.00	14,266,585.00	4,384,888,847.00	80.88	0.00	4,370,622,262.00	80.62
3-01-001-01-02-03-0002-01	Cesantias Fondos Privados Administra	529,882,000.00	0.00	50,915,991.00	580,797,991.00	0.00	580,797,991.00	12,277,136.00	412,931,337.00	71.10	0.00	400,654,201.00	68.98
3-01-001-01-02-03-0002-02	Cesantias Fondos Privados Docentes	5,146,300,000.00	0.00	-476,681,241.00	4,669,618,759.00	0.00	4,669,618,759.00	1,989,449.00	3,830,814,267.00	82.04	0.00	3,828,824,818.00	81.99
3-01-001-01-02-03-0002-03	Cesantias Fondos Privados Trabajado	95,600,000.00	0.00	75,543,243.00	171,143,243.00	0.00	171,143,243.00	0.00	141,143,243.00	82.47	0.00	141,143,243.00	82.47
3-01-001-01-02-04	Aportes a cajas de compensación familiar	6,443,100,000.00	0.00	-126,664,150.00	6,316,435,850.00	0.00	6,316,435,850.00	386,533,600.00	2,909,303,700.00	46.06	386,533,600.00	2,909,303,700.00	46.06
3-01-001-01-02-04-0001	Compensar	6,443,100,000.00	0.00	-126,664,150.00	6,316,435,850.00	0.00	6,316,435,850.00	386,533,600.00	2,909,303,700.00	46.06	386,533,600.00	2,909,303,700.00	46.06
3-01-001-01-02-04-0001-01	Caja de Compensación Administrativo	1,089,700,000.00	0.00	-147,045,150.00	942,654,850.00	0.00	942,654,850.00	61,970,800.00	464,356,300.00	49.26	61,970,800.00	464,356,300.00	49.26
3-01-001-01-02-04-0001-02	Caja de Compensación Docentes	5,255,800,000.00	0.00	0.00	5,255,800,000.00	0.00	5,255,800,000.00	317,567,300.00	2,392,637,800.00	45.52	317,567,300.00	2,392,637,800.00	45.52
3-01-001-01-02-04-0001-03	Caja de Compensación Trabajadores	97,600,000.00	0.00	20,381,000.00	117,981,000.00	0.00	117,981,000.00	6,995,500.00	52,309,600.00	44.34	6,995,500.00	52,309,600.00	44.34
3-01-001-01-02-05	Aportes generales al sistema de riesgos laborales	842,000,000.00	0.00	-186,005,680.00	655,994,320.00	0.00	655,994,320.00	41,793,400.00	305,280,600.00	46.54	41,793,400.00	305,280,600.00	46.54
3-01-001-01-02-05-0001	Aportes generales al sistema de riesgos laborales públicos	842,000,000.00	0.00	-186,005,680.00	655,994,320.00	0.00	655,994,320.00	41,793,400.00	305,280,600.00	46.54	41,793,400.00	305,280,600.00	46.54
3-01-001-01-02-05-0001-01	Riesgos Laborales Administrativos	143,300,000.00	0.00	-36,083,390.00	107,216,610.00	0.00	107,216,610.00	8,265,100.00	51,175,600.00	47.73	8,265,100.00	51,175,600.00	47.73
3-01-001-01-02-05-0001-02	Riesgos Laborales Docentes	685,900,000.00	0.00	-149,922,290.00	535,977,710.00	0.00	535,977,710.00	32,817,200.00	249,575,800.00	46.56	32,817,200.00	249,575,800.00	46.56
3-01-001-01-02-05-0001-03	Riesgos Laborales Trabajadores Oficia	12,800,000.00	0.00	0.00	12,800,000.00	0.00	12,800,000.00	711,100.00	4,529,200.00	35.38	711,100.00	4,529,200.00	35.38
3-01-001-01-02-06	Aportes al ICBF	4,764,500,000.00	0.00	-60,447,645.00	4,704,052,355.00	0.00	4,704,052,355.00	289,919,400.00	2,182,066,800.00	46.39	289,919,400.00	2,182,066,800.00	46.39
3-01-001-01-02-06-0001	ICBF Administrativos	749,500,000.00	0.00	-57,568,770.00	691,931,230.00	0.00	691,931,230.00	46,481,200.00	348,287,000.00	50.34	46,481,200.00	348,287,000.00	50.34
3-01-001-01-02-06-0001-00	ICBF Administrativos	749,500,000.00	0.00	-57,568,770.00	691,931,230.00	0.00	691,931,230.00	46,481,200.00	348,287,000.00	50.34	46,481,200.00	348,287,000.00	50.34
3-01-001-01-02-06-0002	ICBF Docentes	3,941,800,000.00	0.00	-18,417,875.00	3,923,382,125.00	0.00	3,923,382,125.00	238,190,700.00	1,794,545,100.00	45.74	238,190,700.00	1,794,545,100.00	45.74
3-01-001-01-02-06-0002-00	ICBF Docentes	3,941,800,000.00	0.00	-18,417,875.00	3,923,382,125.00	0.00	3,923,382,125.00	238,190,700.00	1,794,545,100.00	45.74	238,190,700.00	1,794,545,100.00	45.74
3-01-001-01-02-06-0003	ICBF Trabajadores Oficiales	73,200,000.00	0.00	15,539,000.00	88,739,000.00	0.00	88,739,000.00	5,247,500.00	39,234,700.00	44.21	5,247,500.00	39,234,700.00	44.21
3-01-001-01-02-06-0003-00	ICBF Trabajadores Oficiales	73,200,000.00	0.00	15,539,000.00	88,739,000.00	0.00	88,739,000.00	5,247,500.00	39,234,700.00	44.21	5,247,500.00	39,234,700.00	44.21
3-01-001-01-03	Remuneraciones no constitutivas de factor salarial	691,500,000.00	0.00	-33,692,219.00	657,807,781.00	0.00	657,807,781.00	16,798,335.00	131,984,149.00	20.06	16,798,335.00	131,984,149.00	20.06
3-01-001-01-03-01	Prestaciones sociales	90,000,000.00	0.00	0.00	90,000,000.00	0.00	90,000,000.00	2,221,397.00	5,289,194.00	5.88	2,221,397.00	5,132,482.00	5.70

**SISTEMA DE PRESUPUESTO**  
**EJECUCION PRESUPUESTO**  
**INFORME DE EJECUCION DEL PRESUPUESTO DE GASTOS E INVERSIONES**

  
**29-08-2025**  
**10:19**

ENTIDAD: 230 - UNIVERSIDAD DISTRITAL FRANCISCO JOSE DE CALDAS		MES: AGOSTO											
UNIDAD EJECUTORA: 01 - RECTOR		VIGENCIA FISCAL: 2025											
RUBRO PRESUPUESTAL		APROPIACION						TOTAL COMPROMISOS		EJECUC. PRESUP.	AUTORIZACION DE GIRO		EJEC. AUT. GIRO %
CODIGO 1	NOMBRE 2	INICIAL 3	MODIFICACIONES		VIGENTE 6=(3+5)	SUSPENSION 7	DISPONIBLE 8=(6-7)	MES 9	ACUMULADO 10	(11=10/8)	MES 12	ACUMULADO 13	(14=13/8)
			MES 4	ACUMULADO 5									
3-01-001-01-03-01-0003	Bonificación especial de recreación	90,000,000.00	0.00	0.00	90,000,000.00	0.00	90,000,000.00	2,221,397.00	5,289,194.00	5.88	2,221,397.00	5,132,482.00	5.70
3-01-001-01-03-01-0003-00	Bonificación especial de recreación	90,000,000.00	0.00	0.00	90,000,000.00	0.00	90,000,000.00	2,221,397.00	5,289,194.00	5.88	2,221,397.00	5,132,482.00	5.70
3-01-001-01-03-05	Reconocimiento por permanencia en el servicio público - Bogotá D.C.	349,900,000.00	0.00	0.00	349,900,000.00	0.00	349,900,000.00	0.00	4,071,399.00	1.16	0.00	4,071,399.00	1.16
3-01-001-01-03-05-0000	Reconocimiento por permanencia en el servicio público - Bogotá D.C.	349,900,000.00	0.00	0.00	349,900,000.00	0.00	349,900,000.00	0.00	4,071,399.00	1.16	0.00	4,071,399.00	1.16
3-01-001-01-03-05-0000-00	Reconocimiento por permanencia en el servicio público - Bogotá D.C.	349,900,000.00	0.00	0.00	349,900,000.00	0.00	349,900,000.00	0.00	4,071,399.00	1.16	0.00	4,071,399.00	1.16
3-01-001-01-03-68	Prima secretarial	251,600,000.00	0.00	-33,692,219.00	217,907,781.00	0.00	217,907,781.00	14,576,938.00	122,623,556.00	56.27	14,576,938.00	122,623,556.00	56.27
3-01-001-01-03-68-0000	Prima secretarial	251,600,000.00	0.00	-33,692,219.00	217,907,781.00	0.00	217,907,781.00	14,576,938.00	122,623,556.00	56.27	14,576,938.00	122,623,556.00	56.27
3-01-001-01-03-68-0000-00	Prima secretarial	251,600,000.00	0.00	-33,692,219.00	217,907,781.00	0.00	217,907,781.00	14,576,938.00	122,623,556.00	56.27	14,576,938.00	122,623,556.00	56.27
3-01-001-02	Personal supernumerario y planta temporal - DOCENTES VINCLUCACIÓN ESPECIAL Y HORA CÁTEDRA	73,523,584,000.00	0.00	14,374,822,412.00	87,898,406,412.00	0.00	87,898,406,412.00	19,698,591,311.00	72,322,298,063.00	82.28	3,713,418,837.00	43,329,864,109.00	49.30
3-01-001-02-01	Factores constitutivos de salario	55,100,823,000.00	0.00	12,148,921,225.00	67,249,744,225.00	0.00	67,249,744,225.00	17,426,308,823.00	60,984,436,701.00	90.68	2,639,420,472.00	34,546,081,726.00	51.37
3-01-001-02-01-11	Factores salariales comunes	48,229,264,000.00	0.00	11,137,702,762.00	59,366,966,762.00	0.00	59,366,966,762.00	14,942,490,099.00	53,763,880,021.00	90.56	2,146,399,837.00	32,058,334,744.00	54.00
3-01-001-02-01-11-0001	Sueldo básico	48,229,264,000.00	0.00	11,137,702,762.00	59,366,966,762.00	0.00	59,366,966,762.00	14,942,490,099.00	53,763,880,021.00	90.56	2,146,399,837.00	32,058,334,744.00	54.00
3-01-001-02-01-11-0001-01	Sueldo Básico Facultad de Ingeniería	4,298,799,000.00	0.00	4,833,453,834.00	9,132,252,834.00	0.00	9,132,252,834.00	2,330,534,567.00	8,247,145,503.00	90.31	429,118,767.00	4,707,422,395.00	51.55
3-01-001-02-01-11-0001-02	Sueldo Básico Facultad de Ciencias y	7,397,857,000.00	0.00	3,542,262,629.00	10,940,119,629.00	0.00	10,940,119,629.00	2,316,043,794.00	9,738,136,696.00	89.01	591,164,026.00	6,441,175,142.00	58.88
3-01-001-02-01-11-0001-03	Sueldo Básico Facultad de Medio amb	5,489,553,000.00	0.00	664,898,344.00	6,154,451,344.00	0.00	6,154,451,344.00	1,280,827,036.00	5,430,296,535.00	88.23	349,009,882.00	3,734,567,828.00	60.68
3-01-001-02-01-11-0001-04	Sueldo Básico Facultad Tecnológica	7,676,586,000.00	0.00	1,883,903,215.00	9,560,489,215.00	0.00	9,560,489,215.00	2,945,816,045.00	9,248,512,849.00	96.74	490,700,664.00	5,273,519,601.00	55.16
3-01-001-02-01-11-0001-05	Sueldo Básico Facultad Artes ASAB	8,825,700,000.00	0.00	14,110,720.00	8,839,810,720.00	0.00	8,839,810,720.00	2,105,858,167.00	8,127,316,539.00	91.94	0.00	4,703,017,171.00	53.20
3-01-001-02-01-11-0001-06	Sueldo Básico Ilud	1,858,301,000.00	0.00	0.00	1,858,301,000.00	0.00	1,858,301,000.00	465,615,519.00	1,443,293,964.00	77.67	101,737,365.00	1,067,594,741.00	57.45
3-01-001-02-01-11-0001-08	Sueldo Básico Facultad de Ciencias M	2,859,444,000.00	0.00	316,597,563.00	3,176,041,563.00	0.00	3,176,041,563.00	498,858,350.00	2,982,097,303.00	93.89	184,669,133.00	1,828,169,275.00	57.56
3-01-001-02-01-11-0001-09	Sueldo Básico Posgrado Facultad de I	3,187,422,000.00	0.00	-18,400,000.00	3,169,022,000.00	0.00	3,169,022,000.00	385,836,378.00	2,703,007,444.00	85.29	0.00	1,345,244,315.00	42.45
3-01-001-02-01-11-0001-10	Sueldo Básico Posgrado Facultad de C	4,780,860,000.00	0.00	-192,000,000.00	4,588,860,000.00	0.00	4,588,860,000.00	2,088,120,284.00	4,061,401,711.00	88.51	0.00	1,973,045,232.00	43.00
3-01-001-02-01-11-0001-11	Sueldo Básico Posgrado Facultad de F	712,400,000.00	0.00	0.00	712,400,000.00	0.00	712,400,000.00	0.00	650,286,323.00	91.28	0.00	377,173,849.00	52.94
3-01-001-02-01-11-0001-12	Sueldo Básico Posgrado Facultad Tec	798,737,000.00	0.00	51,000,000.00	849,737,000.00	0.00	849,737,000.00	365,487,769.00	787,971,182.00	92.73	0.00	422,483,413.00	49.72
3-01-001-02-01-11-0001-13	Sueldo Básico Posgrado Facultad Arte	298,242,000.00	0.00	41,876,457.00	340,118,457.00	0.00	340,118,457.00	124,337,697.00	309,259,479.00	90.93	0.00	184,921,782.00	54.37
3-01-001-02-01-11-0001-14	Sueldo Básico Facultad de Ciencias d	45,363,000.00	0.00	0.00	45,363,000.00	0.00	45,363,000.00	35,154,493.00	35,154,493.00	77.50	0.00	0.00	0.00
3-01-001-02-01-16	Prima de servicio	1,452,068,000.00	0.00	-64,174,765.00	1,387,893,235.00	0.00	1,387,893,235.00	178,942,979.00	1,240,721,872.00	89.40	0.00	0.00	0.00



**SISTEMA DE PRESUPUESTO**  
**EJECUCION PRESUPUESTO**  
**INFORME DE EJECUCION DEL PRESUPUESTO DE GASTOS E INVERSIONES**

29-08-2025  
10:19

ENTIDAD: 230 - UNIVERSIDAD DISTRITAL FRANCISCO JOSE DE CALDAS		MES: AGOSTO											
UNIDAD EJECUTORA: 01 - RECTOR		VIGENCIA FISCAL: 2025											
RUBRO PRESUPUESTAL		APROPIACION						TOTAL COMPROMISOS		EJECUC. PRESUP.	AUTORIZACION DE GIRO		EJEC. AUT. GIRO %
CODIGO 1	NOMBRE 2	INICIAL 3	MODIFICACIONES		VIGENTE 6=(3+5)	SUSPENSION 7	DISPONIBLE 8=(6-7)	MES 9	ACUMULADO 10	(11=10/8)	AUTORIZACION DE GIRO		(14=13/8)
			MES 4	ACUMULADO 5							MES 12	ACUMULADO 13	
3-01-001-02-01-16-0001	Prima de Servicios Facultad de Ingeniería	289,755,000.00	0.00	0.00	289,755,000.00	0.00	289,755,000.00	46,123,880.00	272,478,693.00	94.04	0.00	0.00	0.00
3-01-001-02-01-16-0001-00	Prima de Servicios Facultad de Ingeniería	289,755,000.00	0.00	0.00	289,755,000.00	0.00	289,755,000.00	46,123,880.00	272,478,693.00	94.04	0.00	0.00	0.00
3-01-001-02-01-16-0002	Prima de Servicios Facultad de Ciencias y Educación	330,911,000.00	0.00	-32,000,000.00	298,911,000.00	0.00	298,911,000.00	44,204,699.00	261,140,508.00	87.36	0.00	0.00	0.00
3-01-001-02-01-16-0002-00	Prima de Servicios Facultad de Ciencias y Educación	330,911,000.00	0.00	-32,000,000.00	298,911,000.00	0.00	298,911,000.00	44,204,699.00	261,140,508.00	87.36	0.00	0.00	0.00
3-01-001-02-01-16-0003	Prima de Servicios Facultad de Medio ambiente y recursos naturales	144,049,000.00	0.00	20,458,411.00	164,507,411.00	0.00	164,507,411.00	21,553,335.00	127,326,943.00	77.40	0.00	0.00	0.00
3-01-001-02-01-16-0003-00	Prima de Servicios Facultad de Medio ambiente y recursos naturales	144,049,000.00	0.00	20,458,411.00	164,507,411.00	0.00	164,507,411.00	21,553,335.00	127,326,943.00	77.40	0.00	0.00	0.00
3-01-001-02-01-16-0004	Prima de Servicios Facultad Tecnológica	300,751,000.00	0.00	-29,379,843.00	271,371,157.00	0.00	271,371,157.00	43,084,599.00	254,523,474.00	93.79	0.00	0.00	0.00
3-01-001-02-01-16-0004-00	Prima de Servicios Facultad Tecnológica	300,751,000.00	0.00	-29,379,843.00	271,371,157.00	0.00	271,371,157.00	43,084,599.00	254,523,474.00	93.79	0.00	0.00	0.00
3-01-001-02-01-16-0005	Prima de Servicios Facultad Artes ASAB	253,378,000.00	0.00	-32,253,333.00	221,124,667.00	0.00	221,124,667.00	0.00	183,610,598.00	83.03	0.00	0.00	0.00
3-01-001-02-01-16-0005-00	Prima de Servicios Facultad Artes ASAB	253,378,000.00	0.00	-32,253,333.00	221,124,667.00	0.00	221,124,667.00	0.00	183,610,598.00	83.03	0.00	0.00	0.00
3-01-001-02-01-16-0007	Prima de Servicios Facultad de Ciencias Matemáticas y Naturales	133,224,000.00	0.00	9,000,000.00	142,224,000.00	0.00	142,224,000.00	23,976,466.00	141,641,656.00	99.59	0.00	0.00	0.00
3-01-001-02-01-16-0007-00	Prima de Servicios Facultad de Ciencias Matemáticas y Naturales	133,224,000.00	0.00	9,000,000.00	142,224,000.00	0.00	142,224,000.00	23,976,466.00	141,641,656.00	99.59	0.00	0.00	0.00
3-01-001-02-01-18	Prestaciones sociales	5,419,491,000.00	0.00	1,075,393,228.00	6,494,884,228.00	0.00	6,494,884,228.00	2,304,875,745.00	5,979,834,808.00	92.07	493,020,635.00	2,487,746,982.00	38.30
3-01-001-02-01-18-0001	Prima de navidad	3,373,771,000.00	0.00	685,339,855.00	4,059,110,855.00	0.00	4,059,110,855.00	1,315,562,699.00	3,670,805,753.00	90.43	260,024,045.00	1,538,694,860.00	37.91
3-01-001-02-01-18-0001-01	Prima de Navidad Facultad de Ingeniería	607,011,000.00	0.00	82,458,887.00	689,469,887.00	0.00	689,469,887.00	248,583,527.00	649,091,240.00	94.14	47,133,662.00	221,215,364.00	32.08
3-01-001-02-01-18-0001-02	Prima de Navidad Facultad de Ciencias	721,618,000.00	0.00	130,632,663.00	852,250,663.00	0.00	852,250,663.00	236,485,449.00	720,471,173.00	84.54	72,285,741.00	337,664,056.00	39.62
3-01-001-02-01-18-0001-03	Prima de Navidad Facultad de Medio Ambiente y Recursos Naturales	414,379,000.00	0.00	51,146,026.00	465,525,026.00	0.00	465,525,026.00	135,754,818.00	410,620,858.00	88.21	45,437,234.00	212,848,548.00	45.72
3-01-001-02-01-18-0001-04	Prima de Navidad Facultad Tecnológica	414,379,000.00	0.00	342,489,008.00	756,868,008.00	0.00	756,868,008.00	308,481,344.00	740,974,367.00	97.90	59,888,774.00	280,453,050.00	37.05
3-01-001-02-01-18-0001-05	Prima de Navidad Facultad Artes ASAB	608,017,000.00	0.00	0.00	608,017,000.00	0.00	608,017,000.00	158,201,459.00	570,443,025.00	93.82	0.00	228,025,085.00	37.50
3-01-001-02-01-18-0001-06	Prima de Navidad Ilud	117,545,000.00	0.00	0.00	117,545,000.00	0.00	117,545,000.00	40,150,559.00	102,717,375.00	87.39	16,095,380.00	75,409,333.00	64.15
3-01-001-02-01-18-0001-07	Prima de Navidad Facultad de Ciencias Matemáticas y Naturales	240,374,000.00	0.00	68,024,118.00	308,398,118.00	0.00	308,398,118.00	74,852,948.00	248,460,252.00	80.56	19,183,254.00	75,125,368.00	24.36
3-01-001-02-01-18-0001-08	Prima de Navidad Posgrado Facultad de Ciencias Matemáticas y Naturales	51,783,000.00	0.00	6,700,000.00	58,483,000.00	0.00	58,483,000.00	24,383,605.00	47,104,785.00	80.54	0.00	22,282,531.00	38.10
3-01-001-02-01-18-0001-09	Prima de Navidad Posgrado Facultad de Ciencias Matemáticas y Naturales	132,067,000.00	0.00	0.00	132,067,000.00	0.00	132,067,000.00	62,585,498.00	118,249,636.00	89.54	0.00	55,242,359.00	41.83
3-01-001-02-01-18-0001-10	Prima de Navidad Posgrado Facultad de Ciencias Matemáticas y Naturales	10,620,000.00	0.00	0.00	10,620,000.00	0.00	10,620,000.00	0.00	9,826,690.00	92.53	0.00	3,666,306.00	34.52
3-01-001-02-01-18-0001-11	Prima de Navidad Posgrado Facultad de Ciencias Matemáticas y Naturales	34,116,000.00	0.00	3,000,000.00	37,116,000.00	0.00	37,116,000.00	15,796,627.00	31,739,830.00	85.52	0.00	15,943,203.00	42.96
3-01-001-02-01-18-0001-12	Prima de Navidad Posgrado Facultad de Ciencias Matemáticas y Naturales	18,636,000.00	0.00	889,153.00	19,525,153.00	0.00	19,525,153.00	7,432,528.00	18,252,185.00	93.48	0.00	10,819,657.00	55.41
3-01-001-02-01-18-0001-13	Prima de Navidad Facultad de Ciencias Matemáticas y Naturales	3,226,000.00	0.00	0.00	3,226,000.00	0.00	3,226,000.00	2,854,337.00	2,854,337.00	88.48	0.00	0.00	0.00

**SISTEMA DE PRESUPUESTO**  
**EJECUCION PRESUPUESTO**  
**INFORME DE EJECUCION DEL PRESUPUESTO DE GASTOS E INVERSIONES**

29-08-2025  
10:19

ENTIDAD: 230 - UNIVERSIDAD DISTRITAL FRANCISCO JOSE DE CALDAS		MES: AGOSTO											
UNIDAD EJECUTORA: 01 - RECTOR		VIGENCIA FISCAL: 2025											
RUBRO PRESUPUESTAL		APROPIACION						TOTAL COMPROMISOS		EJECUC. PRESUP.	AUTORIZACION DE GIRO		EJEC. AUT. GIRO %
CODIGO	NOMBRE	INICIAL	MODIFICACIONES		VIGENTE	SUSPENSION	DISPONIBLE	MES	ACUMULADO	(11=10/8)	MES	ACUMULADO	(14=13/8)
1	2	3	MES 4	ACUMULADO 5	6=(3+5)	7	8=(6-7)	9	10	11	12	13	14
3-01-001-02-01-18-0002	Prima de vacaciones	2,045,720,000.00	0.00	390,053,373.00	2,435,773,373.00	0.00	2,435,773,373.00	989,313,046.00	2,309,029,055.00	94.80	232,996,590.00	949,052,122.00	38.96
3-01-001-02-01-18-0002-01	Prima de Vacaciones Facultad de Inge	339,926,000.00	0.00	102,631,064.00	442,557,064.00	0.00	442,557,064.00	192,847,987.00	417,132,246.00	94.26	42,235,176.00	139,720,906.00	31.57
3-01-001-02-01-18-0002-02	Prima de Vacaciones Facultad de Cier	404,111,000.00	0.00	73,149,300.00	477,260,300.00	0.00	477,260,300.00	190,883,112.00	461,915,057.00	96.78	64,771,935.00	213,383,763.00	44.71
3-01-001-02-01-18-0002-03	Prima de Vacaciones Facultad de Mec	232,052,000.00	0.00	30,687,616.00	262,739,616.00	0.00	262,739,616.00	108,682,479.00	262,693,946.00	99.98	40,714,283.00	134,464,601.00	51.18
3-01-001-02-01-18-0002-04	Prima de Vacaciones Facultad Tecnol	389,231,000.00	0.00	109,193,823.00	498,424,823.00	0.00	498,424,823.00	232,514,135.00	474,710,178.00	95.24	53,663,631.00	177,179,612.00	35.55
3-01-001-02-01-18-0002-05	Prima de Vacaciones Facultad Artes A	340,497,000.00	0.00	0.00	340,497,000.00	0.00	340,497,000.00	99,928,076.00	330,813,729.00	97.16	0.00	127,694,020.00	37.50
3-01-001-02-01-18-0002-06	Prima de Vacaciones Ilud	65,831,000.00	0.00	0.00	65,831,000.00	0.00	65,831,000.00	29,616,821.00	64,876,086.00	98.55	14,422,355.00	47,638,169.00	72.36
3-01-001-02-01-18-0002-07	Prima de Vacaciones Facultad de Cier	135,257,000.00	0.00	61,693,488.00	196,950,488.00	0.00	196,950,488.00	63,430,678.00	160,650,752.00	81.57	17,189,210.00	48,516,798.00	24.63
3-01-001-02-01-18-0002-08	Prima de Vacaciones Posgrado Facult	28,998,000.00	0.00	7,200,000.00	36,198,000.00	0.00	36,198,000.00	15,401,920.00	28,125,776.00	77.70	0.00	12,478,212.00	34.47
3-01-001-02-01-18-0002-09	Prima de Vacaciones Posgrado Facult	73,957,000.00	0.00	0.00	73,957,000.00	0.00	73,957,000.00	39,532,177.00	70,704,084.00	95.60	0.00	30,935,712.00	41.83
3-01-001-02-01-18-0002-10	Prima de Vacaciones Posgrado Facult	5,947,000.00	0.00	0.00	5,947,000.00	0.00	5,947,000.00	0.00	5,944,340.00	99.96	0.00	2,053,129.00	34.52
3-01-001-02-01-18-0002-11	Prima de Vacaciones Posgrado Facult	17,670,000.00	0.00	5,000,000.00	22,670,000.00	0.00	22,670,000.00	9,977,953.00	18,906,146.00	83.40	0.00	8,928,193.00	39.38
3-01-001-02-01-18-0002-12	Prima de Vacaciones Posgrado Facult	10,436,000.00	0.00	498,082.00	10,934,082.00	0.00	10,934,082.00	4,694,763.00	10,753,770.00	98.35	0.00	6,059,007.00	55.41
3-01-001-02-01-18-0002-13	Prima de Vacaciones Facultad de Cie	1,807,000.00	0.00	0.00	1,807,000.00	0.00	1,807,000.00	1,802,945.00	1,802,945.00	99.78	0.00	0.00	0.00
3-01-001-02-02	Contribuciones inherentes a la nómina	18,422,761,000.00	0.00	2,225,901,187.00	20,648,662,187.00	0.00	20,648,662,187.00	2,272,282,488.00	11,337,861,362.00	54.91	1,073,998,365.00	8,783,782,383.00	42.54
3-01-001-02-02-01	Aportes a la seguridad social en pensiones	5,781,361,000.00	0.00	805,334,318.00	6,586,695,318.00	0.00	6,586,695,318.00	337,350,700.00	2,924,397,071.00	44.40	337,350,700.00	2,924,397,071.00	44.40
3-01-001-02-02-01-0001	Aportes a la seguridad social en pensiones públicas	3,324,547,000.00	0.00	446,759,051.00	3,771,306,051.00	0.00	3,771,306,051.00	216,963,800.00	1,678,789,599.00	44.51	216,963,800.00	1,678,789,599.00	44.51
3-01-001-02-02-01-0001-01	Pensiones Públicas Facultad de Ingen	532,733,000.00	0.00	40,960,308.00	573,693,308.00	0.00	573,693,308.00	38,269,250.00	265,069,452.00	46.20	38,269,250.00	265,069,452.00	46.20
3-01-001-02-02-01-0001-02	Pensiones Públicas Facultad de Cienc	668,400,000.00	0.00	127,240,305.00	795,640,305.00	0.00	795,640,305.00	50,347,150.00	362,307,291.00	45.54	50,347,150.00	362,307,291.00	45.54
3-01-001-02-02-01-0001-03	Pensiones Públicas Facultad de Medic	335,647,000.00	0.00	50,000,000.00	385,647,000.00	0.00	385,647,000.00	27,147,100.00	203,747,448.00	52.83	27,147,100.00	203,747,448.00	52.83
3-01-001-02-02-01-0001-04	Pensiones Públicas Facultad Tecnológ	682,971,000.00	0.00	127,779,283.00	810,750,283.00	0.00	810,750,283.00	41,967,350.00	303,116,036.00	37.39	41,967,350.00	303,116,036.00	37.39
3-01-001-02-02-01-0001-05	Pensiones Públicas Facultad Artes AS	574,472,000.00	0.00	-7,388,944.00	567,083,056.00	0.00	567,083,056.00	38,986,700.00	284,612,939.00	50.19	38,986,700.00	284,612,939.00	50.19
3-01-001-02-02-01-0001-06	Pensiones Públicas Ilud	73,121,000.00	0.00	0.00	73,121,000.00	0.00	73,121,000.00	5,321,900.00	49,797,766.00	68.10	5,321,900.00	49,797,766.00	68.10
3-01-001-02-02-01-0001-07	Pensiones Públicas Facultad de Cienc	208,833,000.00	0.00	107,168,099.00	316,001,099.00	0.00	316,001,099.00	14,924,350.00	101,869,317.00	32.24	14,924,350.00	101,869,317.00	32.24
3-01-001-02-02-01-0001-08	Pensiones Públicas Posgrado Facultar	40,155,000.00	0.00	0.00	40,155,000.00	0.00	40,155,000.00	0.00	19,636,850.00	48.90	0.00	19,636,850.00	48.90
3-01-001-02-02-01-0001-09	Pensiones Públicas Posgrado Facultar	138,273,000.00	0.00	0.00	138,273,000.00	0.00	138,273,000.00	0.00	53,223,200.00	38.49	0.00	53,223,200.00	38.49
3-01-001-02-02-01-0001-10	Pensiones Públicas Posgrado Facultar	7,656,000.00	0.00	0.00	7,656,000.00	0.00	7,656,000.00	0.00	3,607,450.00	47.12	0.00	3,607,450.00	47.12
3-01-001-02-02-01-0001-11	Pensiones Públicas Posgrado Facultar	32,698,000.00	0.00	1,000,000.00	33,698,000.00	0.00	33,698,000.00	0.00	16,455,200.00	48.83	0.00	16,455,200.00	48.83
3-01-001-02-02-01-0001-12	Pensiones Públicas Posgrado Facultar	24,361,000.00	0.00	0.00	24,361,000.00	0.00	24,361,000.00	0.00	15,346,650.00	63.00	0.00	15,346,650.00	63.00
3-01-001-02-02-01-0001-13	Pensiones Públicas Facultad de Cienc	5,227,000.00	0.00	0.00	5,227,000.00	0.00	5,227,000.00	0.00	0.00	0.00	0.00	0.00	0.00

**SISTEMA DE PRESUPUESTO**  
**EJECUCION PRESUPUESTO**  
**INFORME DE EJECUCION DEL PRESUPUESTO DE GASTOS E INVERSIONES**

29-08-2025

10:19

ENTIDAD: 230 - UNIVERSIDAD DISTRITAL FRANCISCO JOSE DE CALDAS		MES: AGOSTO											
UNIDAD EJECUTORA: 01 - RECTOR		VIGENCIA FISCAL: 2025											
RUBRO PRESUPUESTAL		APROPIACION						TOTAL COMPROMISOS		EJECUC. PRESUP.	AUTORIZACION DE GIRO		EJEC. AUT.GIRO %
CODIGO 1	NOMBRE 2	INICIAL 3	MODIFICACIONES		VIGENTE 6=(3+5)	SUSPENSION 7	DISPONIBLE 8=(6-7)	MES 9	ACUMULADO 10	(11=10/8)	MES 12	ACUMULADO 13	(14=13/8)
			MES 4	ACUMULADO 5									
3-01-001-02-02-01-0002	Aportes a la seguridad social en pensiones privadas	2,456,814,000.00	0.00	358,575,267.00	2,815,389,267.00	0.00	2,815,389,267.00	120,386,900.00	1,245,607,472.00	44.24	120,386,900.00	1,245,607,472.00	44.24
3-01-001-02-02-01-0002-01	Pensiones Privadas Facultad de Ingen	381,054,000.00	0.00	115,449,429.00	496,503,429.00	0.00	496,503,429.00	19,764,600.00	187,540,926.00	37.77	19,764,600.00	187,540,926.00	37.77
3-01-001-02-02-01-0002-02	Pensiones Privadas Facultad de Cienc	500,723,000.00	0.00	106,760,843.00	607,483,843.00	0.00	607,483,843.00	22,705,450.00	249,270,288.00	41.03	22,705,450.00	249,270,288.00	41.03
3-01-001-02-02-01-0002-03	Pensiones Privadas Facultad de Medi	335,647,000.00	0.00	31,833,642.00	367,480,642.00	0.00	367,480,642.00	14,322,350.00	151,506,709.00	41.23	14,322,350.00	151,506,709.00	41.23
3-01-001-02-02-01-0002-04	Pensiones Privadas Facultad Tecnol	462,373,000.00	0.00	83,752,855.00	546,125,855.00	0.00	546,125,855.00	23,294,600.00	225,089,001.00	41.22	23,294,600.00	225,089,001.00	41.22
3-01-001-02-02-01-0002-05	Pensiones Privadas Facultad Artes AS	346,391,000.00	0.00	0.00	346,391,000.00	0.00	346,391,000.00	22,278,800.00	230,180,905.00	66.45	22,278,800.00	230,180,905.00	66.45
3-01-001-02-02-01-0002-06	Pensiones Privadas Ilud	111,389,000.00	0.00	0.00	111,389,000.00	0.00	111,389,000.00	6,876,500.00	50,979,493.00	45.77	6,876,500.00	50,979,493.00	45.77
3-01-001-02-02-01-0002-08	Pensiones Privadas Facultad de Cienc	172,610,000.00	0.00	20,000,000.00	192,610,000.00	0.00	192,610,000.00	11,144,600.00	86,067,900.00	44.69	11,144,600.00	86,067,900.00	44.69
3-01-001-02-02-01-0002-10	Pensiones Privadas Posgrado Faculta	10,720,000.00	0.00	0.00	10,720,000.00	0.00	10,720,000.00	0.00	2,331,650.00	21.75	0.00	2,331,650.00	21.75
3-01-001-02-02-01-0002-11	Pensiones Privadas Posgrado Faculta	37,212,000.00	0.00	0.00	37,212,000.00	0.00	37,212,000.00	0.00	15,974,900.00	42.93	0.00	15,974,900.00	42.93
3-01-001-02-02-01-0002-12	Pensiones Privadas Posgrado Faculta	75,675,000.00	0.00	0.00	75,675,000.00	0.00	75,675,000.00	0.00	35,143,050.00	46.44	0.00	35,143,050.00	46.44
3-01-001-02-02-01-0002-13	Pensiones Privadas Posgrado Faculta	18,419,000.00	0.00	2,100,000.00	20,519,000.00	0.00	20,519,000.00	0.00	9,336,400.00	45.50	0.00	9,336,400.00	45.50
3-01-001-02-02-01-0002-14	Pensiones Privadas Posgrado Faculta	4,601,000.00	0.00	-1,321,502.00	3,279,498.00	0.00	3,279,498.00	0.00	2,186,250.00	66.66	0.00	2,186,250.00	66.66
3-01-001-02-02-02	Aportes a la seguridad social en salud	4,177,312,000.00	0.00	487,821,341.00	4,665,133,341.00	0.00	4,665,133,341.00	241,259,700.00	2,093,634,856.00	44.88	241,259,700.00	2,093,634,856.00	44.88
3-01-001-02-02-02-0002	Aportes a la seguridad social en salud privada	4,177,312,000.00	0.00	487,821,341.00	4,665,133,341.00	0.00	4,665,133,341.00	241,259,700.00	2,093,634,856.00	44.88	241,259,700.00	2,093,634,856.00	44.88
3-01-001-02-02-02-0002-01	Salud Privada Facultad de Ingenieria	673,081,000.00	0.00	77,094,088.00	750,175,088.00	0.00	750,175,088.00	42,300,100.00	328,937,579.00	43.85	42,300,100.00	328,937,579.00	43.85
3-01-001-02-02-02-0002-02	Salud Privada Facultad de Ciencias y I	828,102,000.00	0.00	167,416,649.00	995,518,649.00	0.00	995,518,649.00	51,819,050.00	434,262,729.00	43.62	51,819,050.00	434,262,729.00	43.62
3-01-001-02-02-02-0002-03	Salud Privada Facultad de Medio amb	475,500,000.00	0.00	51,146,026.00	526,646,026.00	0.00	526,646,026.00	29,685,500.00	255,361,758.00	48.49	29,685,500.00	255,361,758.00	48.49
3-01-001-02-02-02-0002-04	Salud Privada Facultad Tecnológica	826,791,000.00	0.00	150,431,098.00	977,222,098.00	0.00	977,222,098.00	46,509,100.00	377,258,214.00	38.61	46,509,100.00	377,258,214.00	38.61
3-01-001-02-02-02-0002-05	Salud Privada Facultad Artes ASAB	681,651,000.00	0.00	0.00	681,651,000.00	0.00	681,651,000.00	43,839,100.00	370,503,350.00	54.35	43,839,100.00	370,503,350.00	54.35
3-01-001-02-02-02-0002-06	Salud Privada Ilud	135,363,000.00	0.00	0.00	135,363,000.00	0.00	135,363,000.00	8,641,050.00	71,473,509.00	52.80	8,641,050.00	71,473,509.00	52.80
3-01-001-02-02-02-0002-07	Salud Privada Facultad de Ciencias M	272,482,000.00	0.00	40,133,480.00	312,615,480.00	0.00	312,615,480.00	18,465,800.00	133,126,467.00	42.58	18,465,800.00	133,126,467.00	42.58
3-01-001-02-02-02-0002-08	Salud Privada Posgrado Facultad de I	60,171,000.00	0.00	0.00	60,171,000.00	0.00	60,171,000.00	0.00	25,224,700.00	41.92	0.00	25,224,700.00	41.92
3-01-001-02-02-02-0002-09	Salud Privada Posgrado Facultad de C	151,546,000.00	0.00	0.00	151,546,000.00	0.00	151,546,000.00	0.00	62,593,400.00	41.30	0.00	62,593,400.00	41.30
3-01-001-02-02-02-0002-10	Salud Privada Posgrado Facultad de A	11,330,000.00	0.00	0.00	11,330,000.00	0.00	11,330,000.00	0.00	4,206,200.00	37.12	0.00	4,206,200.00	37.12
3-01-001-02-02-02-0002-11	Salud Privada Posgrado Facultad Tec	36,208,000.00	0.00	1,600,000.00	37,808,000.00	0.00	37,808,000.00	0.00	18,268,200.00	48.32	0.00	18,268,200.00	48.32
3-01-001-02-02-02-0002-12	Salud Privada Posgrado Facultad Arte	21,385,000.00	0.00	0.00	21,385,000.00	0.00	21,385,000.00	0.00	12,418,750.00	58.07	0.00	12,418,750.00	58.07
3-01-001-02-02-02-0002-13	Salud Privada Facultad de Ciencias d	3,702,000.00	0.00	0.00	3,702,000.00	0.00	3,702,000.00	0.00	0.00	0.00	0.00	0.00	0.00
3-01-001-02-02-03	Aportes de cesantias	4,614,987,000.00	0.00	484,641,322.00	5,099,628,322.00	0.00	5,099,628,322.00	1,449,026,088.00	4,415,945,535.00	86.59	250,741,965.00	1,861,866,556.00	36.51

**SISTEMA DE PRESUPUESTO**  
**EJECUCION PRESUPUESTO**  
**INFORME DE EJECUCION DEL PRESUPUESTO DE GASTOS E INVERSIONES**



29-08-2025  
10:19

ENTIDAD: 230 - UNIVERSIDAD DISTRITAL FRANCISCO JOSE DE CALDAS		MES: AGOSTO											
UNIDAD EJECUTORA: 01 - RECTOR		VIGENCIA FISCAL: 2025											
RUBRO PRESUPUESTAL		APROPIACION						TOTAL COMPROMISOS		EJECUC. PRESUP.	AUTORIZACION DE GIRO		EJEC. AUT. GIRO %
CODIGO 1	NOMBRE 2	INICIAL 3	MODIFICACIONES		VIGENTE 6=(3+5)	SUSPENSION 7	DISPONIBLE 8=(6-7)	MES 9	ACUMULADO 10	(11=10/8)	AUTORIZACION DE GIRO		(14=13/8)
			MES 4	ACUMULADO 5							MES 12	ACUMULADO 13	
3-01-001-02-02-03-0001	Aportes de cesantias a fondos públicos	4,079,487,000.00	0.00	423,266,090.00	4,502,753,090.00	0.00	4,502,753,090.00	1,305,067,411.00	3,913,738,162.00	86.92	206,926,645.00	1,602,493,525.00	35.59
3-01-001-02-02-03-0001-01	Cesantias Fondos Públicos Facultad d	764,834,000.00	0.00	57,902,124.00	822,736,124.00	0.00	822,736,124.00	269,537,875.00	774,177,405.00	94.10	45,451,018.00	264,793,855.00	32.18
3-01-001-02-02-03-0001-02	Cesantias Fondos Públicos Facultad d	909,338,000.00	0.00	164,497,784.00	1,073,835,784.00	0.00	1,073,835,784.00	249,912,500.00	859,734,321.00	80.06	69,705,388.00	404,081,952.00	37.63
3-01-001-02-02-03-0001-04	Cesantias Fondos Públicos Facultad T	875,889,000.00	0.00	123,936,108.00	999,825,108.00	0.00	999,825,108.00	339,392,181.00	884,333,158.00	88.45	57,750,917.00	335,661,756.00	33.57
3-01-001-02-02-03-0001-05	Cesantias Fondos Públicos Facultad A	766,117,000.00	0.00	0.00	766,117,000.00	0.00	766,117,000.00	189,370,556.00	708,768,020.00	92.51	0.00	287,311,525.00	37.50
3-01-001-02-02-03-0001-06	Cesantias Fondos Públicos Ilud	148,118,000.00	0.00	0.00	148,118,000.00	0.00	148,118,000.00	44,315,428.00	122,954,592.00	83.01	15,520,867.00	90,256,417.00	60.94
3-01-001-02-02-03-0001-07	Cesantias Fondos Públicos Facultad d	302,387,000.00	0.00	71,310,387.00	373,697,387.00	0.00	373,697,387.00	77,212,492.00	295,957,621.00	79.20	18,498,455.00	88,985,491.00	23.81
3-01-001-02-02-03-0001-08	Cesantias Fondos Públicos Posgrado	65,246,000.00	0.00	4,500,000.00	69,746,000.00	0.00	69,746,000.00	29,187,697.00	57,816,371.00	82.90	0.00	28,075,977.00	40.25
3-01-001-02-02-03-0001-09	Cesantias Fondos Públicos Posgrado	166,404,000.00	0.00	0.00	166,404,000.00	0.00	166,404,000.00	74,916,181.00	145,052,976.00	87.17	0.00	69,605,355.00	41.83
3-01-001-02-02-03-0001-11	Cesantias Fondos Públicos Posgrado	53,607,000.00	0.00	0.00	53,607,000.00	0.00	53,607,000.00	18,908,901.00	38,997,333.00	72.75	0.00	20,088,432.00	37.47
3-01-001-02-02-03-0001-12	Cesantias Fondos Públicos Posgrado	23,482,000.00	0.00	1,119,687.00	24,601,687.00	0.00	24,601,687.00	8,896,897.00	22,529,662.00	91.58	0.00	13,632,765.00	55.41
3-01-001-02-02-03-0001-14	Cesantias Fondos Públicos Facultad	4,065,000.00	0.00	0.00	4,065,000.00	0.00	4,065,000.00	3,416,703.00	3,416,703.00	84.05	0.00	0.00	0.00
3-01-001-02-02-03-0002	Aportes de cesantias a fondos privados	535,500,000.00	0.00	61,375,232.00	596,875,232.00	0.00	596,875,232.00	143,958,677.00	502,207,373.00	84.14	43,815,320.00	259,373,031.00	43.46
3-01-001-02-02-03-0002-03	Cesantias Fondos Privados Facultad c	522,118,000.00	0.00	61,375,232.00	583,493,232.00	0.00	583,493,232.00	143,958,677.00	490,213,718.00	84.01	43,815,320.00	254,753,489.00	43.66
3-01-001-02-02-03-0002-10	Cesantias Fondos Privados Posgrado:	13,382,000.00	0.00	0.00	13,382,000.00	0.00	13,382,000.00	0.00	11,993,655.00	89.63	0.00	4,619,542.00	34.52
3-01-001-02-02-04	Aportes a cajas de compensación familiar	2,051,348,000.00	0.00	238,239,808.00	2,289,587,808.00	0.00	2,289,587,808.00	131,293,600.00	1,014,179,200.00	44.30	131,293,600.00	1,014,179,200.00	44.30
3-01-001-02-02-04-0001	Compensar	2,051,348,000.00	0.00	238,239,808.00	2,289,587,808.00	0.00	2,289,587,808.00	131,293,600.00	1,014,179,200.00	44.30	131,293,600.00	1,014,179,200.00	44.30
3-01-001-02-02-04-0001-01	Caja de Compensación Facultad de In	342,385,000.00	0.00	14,822,509.00	357,207,509.00	0.00	357,207,509.00	22,323,000.00	158,758,450.00	44.44	22,323,000.00	158,758,450.00	44.44
3-01-001-02-02-04-0001-02	Caja de Compensación Facultad de Ci	405,859,000.00	0.00	79,066,305.00	484,925,305.00	0.00	484,925,305.00	28,547,550.00	210,580,150.00	43.43	28,547,550.00	210,580,150.00	43.43
3-01-001-02-02-04-0001-03	Caja de Compensación Facultad de M	233,047,000.00	0.00	30,687,616.00	263,734,616.00	0.00	263,734,616.00	16,632,400.00	123,960,850.00	47.00	16,632,400.00	123,960,850.00	47.00
3-01-001-02-02-04-0001-04	Caja de Compensación Facultad Tecn	398,301,000.00	0.00	69,944,046.00	468,245,046.00	0.00	468,245,046.00	25,202,150.00	182,527,200.00	38.98	25,202,150.00	182,527,200.00	38.98
3-01-001-02-02-04-0001-05	Caja de Compensación Facultad Artes	333,913,000.00	0.00	-1,953,679.00	331,959,321.00	0.00	331,959,321.00	24,147,200.00	179,540,500.00	54.09	24,147,200.00	179,540,500.00	54.09
3-01-001-02-02-04-0001-06	Caja de Compensación Ilud	66,261,000.00	0.00	0.00	66,261,000.00	0.00	66,261,000.00	5,107,150.00	34,952,900.00	52.75	5,107,150.00	34,952,900.00	52.75
3-01-001-02-02-04-0001-07	Caja de Compensación Facultad de Ci	132,350,000.00	0.00	44,073,011.00	176,423,011.00	0.00	176,423,011.00	9,334,150.00	63,892,400.00	36.22	9,334,150.00	63,892,400.00	36.22
3-01-001-02-02-04-0001-08	Caja de Compensación Posgrado Faci	29,363,000.00	0.00	0.00	29,363,000.00	0.00	29,363,000.00	0.00	12,357,050.00	42.08	0.00	12,357,050.00	42.08
3-01-001-02-02-04-0001-09	Caja de Compensación Posgrado Faci	74,274,000.00	0.00	0.00	74,274,000.00	0.00	74,274,000.00	0.00	30,503,000.00	41.07	0.00	30,503,000.00	41.07
3-01-001-02-02-04-0001-10	Caja de Compensación Posgrado Faci	5,553,000.00	0.00	0.00	5,553,000.00	0.00	5,553,000.00	0.00	2,062,450.00	37.14	0.00	2,062,450.00	37.14
3-01-001-02-02-04-0001-11	Caja de Compensación Posgrado Faci	17,746,000.00	0.00	1,600,000.00	19,346,000.00	0.00	19,346,000.00	0.00	8,956,350.00	46.30	0.00	8,956,350.00	46.30
3-01-001-02-02-04-0001-12	Caja de Compensación Posgrado Faci	10,481,000.00	0.00	0.00	10,481,000.00	0.00	10,481,000.00	0.00	6,087,900.00	58.09	0.00	6,087,900.00	58.09
3-01-001-02-02-04-0001-14	Caja de Compensación Facultad de C	1,815,000.00	0.00	0.00	1,815,000.00	0.00	1,815,000.00	0.00	0.00	0.00	0.00	0.00	0.00
3-01-001-02-02-05	Aportes generales al sistema de	257,804,000.00	0.00	40,789,357.00	298,593,357.00	0.00	298,593,357.00	14,875,100.00	128,997,900.00	43.20	14,875,100.00	128,997,900.00	43.20



**SISTEMA DE PRESUPUESTO**  
**EJECUCION PRESUPUESTO**  
**INFORME DE EJECUCION DEL PRESUPUESTO DE GASTOS E INVERSIONES**

29-08-2025

10:19

ENTIDAD: 230 - UNIVERSIDAD DISTRITAL FRANCISCO JOSE DE CALDAS		MES: AGOSTO											
UNIDAD EJECUTORA: 01 - RECTOR		VIGENCIA FISCAL: 2025											
RUBRO PRESUPUESTAL		APROPIACION						TOTAL COMPROMISOS		EJECUC. PRESUP.	AUTORIZACION DE GIRO		EJEC. AUT. GIRO %
CODIGO 1	NOMBRE 2	INICIAL 3	MODIFICACIONES		VIGENTE 6=(3+5)	SUSPENSION 7	DISPONIBLE 8=(6-7)	MES 9	ACUMULADO 10	(11=10/8)	MES 12	ACUMULADO 13	(14=13/8)
			MES 4	ACUMULADO 5									
	riesgos laborales												
3-01-001-02-02-05-0001	Aportes generales al sistema de riesgos laborales públicos	257,804,000.00	0.00	40,789,357.00	298,593,357.00	0.00	298,593,357.00	14,875,100.00	128,997,900.00	43.20	14,875,100.00	128,997,900.00	43.20
3-01-001-02-02-05-0001-01	ARL Facultad de Ingeniería	42,910,000.00	0.00	5,763,830.00	48,673,830.00	0.00	48,673,830.00	2,606,950.00	20,268,000.00	41.64	2,606,950.00	20,268,000.00	41.64
3-01-001-02-02-05-0001-02	ARL Facultad de Ciencias y Educación	50,855,000.00	0.00	9,936,364.00	60,791,364.00	0.00	60,791,364.00	3,195,750.00	26,761,850.00	44.02	3,195,750.00	26,761,850.00	44.02
3-01-001-02-02-05-0001-03	ARL Facultad de Medio Ambiente y Recursos Naturales	29,201,000.00	0.00	10,229,205.00	39,430,205.00	0.00	39,430,205.00	1,831,400.00	15,738,850.00	39.92	1,831,400.00	15,738,850.00	39.92
3-01-001-02-02-05-0001-04	ARL Facultad Tecnológica	49,976,000.00	0.00	9,336,498.00	59,312,498.00	0.00	59,312,498.00	2,867,000.00	23,245,550.00	39.19	2,867,000.00	23,245,550.00	39.19
3-01-001-02-02-05-0001-05	ARL Facultad Artes ASAB	41,842,000.00	0.00	0.00	41,842,000.00	0.00	41,842,000.00	2,702,800.00	22,829,050.00	54.56	2,702,800.00	22,829,050.00	54.56
3-01-001-02-02-05-0001-06	ARL Ilud	8,303,000.00	0.00	0.00	8,303,000.00	0.00	8,303,000.00	534,050.00	4,406,350.00	53.07	534,050.00	4,406,350.00	53.07
3-01-001-02-02-05-0001-07	ARL Facultad de Ciencias Matemáticas	16,895,000.00	0.00	5,523,460.00	22,418,460.00	0.00	22,418,460.00	1,137,150.00	8,198,850.00	36.57	1,137,150.00	8,198,850.00	36.57
3-01-001-02-02-05-0001-08	ARL Posgrado Facultad de Ingeniería	3,680,000.00	0.00	0.00	3,680,000.00	0.00	3,680,000.00	0.00	1,552,700.00	42.19	0.00	1,552,700.00	42.19
3-01-001-02-02-05-0001-09	ARL Posgrado Facultad de Ciencias y Educación	9,307,000.00	0.00	0.00	9,307,000.00	0.00	9,307,000.00	0.00	3,850,550.00	41.37	0.00	3,850,550.00	41.37
3-01-001-02-02-05-0001-10	ARL Posgrado Facultad de Medio Ambiente y Recursos Naturales	696,000.00	0.00	0.00	696,000.00	0.00	696,000.00	0.00	258,650.00	37.16	0.00	258,650.00	37.16
3-01-001-02-02-05-0001-11	ARL Posgrado Facultad Tecnológica	2,599,000.00	0.00	0.00	2,599,000.00	0.00	2,599,000.00	0.00	1,123,950.00	43.25	0.00	1,123,950.00	43.25
3-01-001-02-02-05-0001-12	ARL Posgrado Facultad Artes ASAB	1,313,000.00	0.00	0.00	1,313,000.00	0.00	1,313,000.00	0.00	763,550.00	58.15	0.00	763,550.00	58.15
3-01-001-02-02-05-0001-14	ARL Facultad de Ciencias de la Salud	227,000.00	0.00	0.00	227,000.00	0.00	227,000.00	0.00	0.00	0.00	0.00	0.00	0.00
3-01-001-02-02-06	Aportes al ICBF	1,539,949,000.00	0.00	169,075,041.00	1,709,024,041.00	0.00	1,709,024,041.00	98,477,300.00	760,706,800.00	44.51	98,477,300.00	760,706,800.00	44.51
3-01-001-02-02-06-0001	ICBF Facultad Ingeniería	256,707,000.00	0.00	7,733,875.00	264,440,875.00	0.00	264,440,875.00	16,743,150.00	119,080,700.00	45.03	16,743,150.00	119,080,700.00	45.03
3-01-001-02-02-06-0001-00	ICBF Facultad Ingeniería	256,707,000.00	0.00	7,733,875.00	264,440,875.00	0.00	264,440,875.00	16,743,150.00	119,080,700.00	45.03	16,743,150.00	119,080,700.00	45.03
3-01-001-02-02-06-0002	ICBF Facultad Ciencias y Educación	304,395,000.00	0.00	58,895,883.00	363,290,883.00	0.00	363,290,883.00	21,412,800.00	157,951,350.00	43.48	21,412,800.00	157,951,350.00	43.48
3-01-001-02-02-06-0002-00	ICBF Facultad Ciencias y Educación	304,395,000.00	0.00	58,895,883.00	363,290,883.00	0.00	363,290,883.00	21,412,800.00	157,951,350.00	43.48	21,412,800.00	157,951,350.00	43.48
3-01-001-02-02-06-0003	ICBF Facultad Medio Ambiente y Recursos Naturales	174,785,000.00	0.00	20,458,411.00	195,243,411.00	0.00	195,243,411.00	12,475,250.00	92,980,300.00	47.62	12,475,250.00	92,980,300.00	47.62
3-01-001-02-02-06-0003-00	ICBF Facultad Medio Ambiente y Recursos Naturales	174,785,000.00	0.00	20,458,411.00	195,243,411.00	0.00	195,243,411.00	12,475,250.00	92,980,300.00	47.62	12,475,250.00	92,980,300.00	47.62
3-01-001-02-02-06-0004	ICBF Facultad Tecnológica	297,856,000.00	0.00	53,658,034.00	351,514,034.00	0.00	351,514,034.00	18,902,500.00	136,908,350.00	38.95	18,902,500.00	136,908,350.00	38.95
3-01-001-02-02-06-0004-00	ICBF Facultad Tecnológica	297,856,000.00	0.00	53,658,034.00	351,514,034.00	0.00	351,514,034.00	18,902,500.00	136,908,350.00	38.95	18,902,500.00	136,908,350.00	38.95
3-01-001-02-02-06-0005	ICBF Facultad Artes ASAB	250,390,000.00	0.00	-1,465,921.00	248,924,079.00	0.00	248,924,079.00	18,111,700.00	134,666,300.00	54.10	18,111,700.00	134,666,300.00	54.10
3-01-001-02-02-06-0005-00	ICBF Facultad Artes ASAB	250,390,000.00	0.00	-1,465,921.00	248,924,079.00	0.00	248,924,079.00	18,111,700.00	134,666,300.00	54.10	18,111,700.00	134,666,300.00	54.10
3-01-001-02-02-06-0006	ICBF Ilud	49,637,000.00	0.00	0.00	49,637,000.00	0.00	49,637,000.00	3,830,900.00	26,221,650.00	52.83	3,830,900.00	26,221,650.00	52.83
3-01-001-02-02-06-0006-00	ICBF Ilud	49,637,000.00	0.00	0.00	49,637,000.00	0.00	49,637,000.00	3,830,900.00	26,221,650.00	52.83	3,830,900.00	26,221,650.00	52.83
3-01-001-02-02-06-0007	ICBF Facultad de Ciencias Matemáticas y Naturales	99,515,000.00	0.00	29,794,759.00	129,309,759.00	0.00	129,309,759.00	7,001,000.00	47,920,650.00	37.06	7,001,000.00	47,920,650.00	37.06
3-01-001-02-02-06-0007-00	ICBF Facultad de Ciencias Matemáticas y Naturales	99,515,000.00	0.00	29,794,759.00	129,309,759.00	0.00	129,309,759.00	7,001,000.00	47,920,650.00	37.06	7,001,000.00	47,920,650.00	37.06

**SISTEMA DE PRESUPUESTO**  
**EJECUCION PRESUPUESTO**  
**INFORME DE EJECUCION DEL PRESUPUESTO DE GASTOS E INVERSIONES**

  
**29-08-2025**  
**10:19**

ENTIDAD: <b>230 - UNIVERSIDAD DISTRITAL FRANCISCO JOSE DE CALDAS</b>					MES: <b>AGOSTO</b>								
UNIDAD EJECUTORA: <b>01 - RECTOR</b>					VIGENCIA FISCAL: <b>2025</b>								
RUBRO PRESUPUESTAL		APROPIACION						TOTAL COMPROMISOS		EJECUC. PRESUP.	AUTORIZACION DE GIRO		EJEC. AUT. GIRO %
CODIGO	NOMBRE	INICIAL	MODIFICACIONES		VIGENTE	SUSPENSION	DISPONIBLE	MES	ACUMULADO	(11=10/8)	MES	ACUMULADO	(14=13/8)
1	2	3	MES	ACUMULADO	6=(3+5)	7	8=(6-7)	9	10	11=10/8	12	13	14=13/8
3-01-001-02-02-06-0008	ICBF Posgrado Facultad Ingenieria	22,013,000.00	0.00	0.00	22,013,000.00	0.00	22,013,000.00	0.00	9,268,650.00	42.11	0.00	9,268,650.00	42.11
3-01-001-02-02-06-0008-00	ICBF Posgrado Facultad Ingenieria	22,013,000.00	0.00	0.00	22,013,000.00	0.00	22,013,000.00	0.00	9,268,650.00	42.11	0.00	9,268,650.00	42.11
3-01-001-02-02-06-0009	ICBF Posgrado Facultad Ciencias y Educación	55,706,000.00	0.00	0.00	55,706,000.00	0.00	55,706,000.00	0.00	22,878,600.00	41.07	0.00	22,878,600.00	41.07
3-01-001-02-02-06-0009-00	ICBF Posgrado Facultad Ciencias y Educación	55,706,000.00	0.00	0.00	55,706,000.00	0.00	55,706,000.00	0.00	22,878,600.00	41.07	0.00	22,878,600.00	41.07
3-01-001-02-02-06-0010	ICBF Posgrado Facultad Medio Ambiente y Recursos Naturales	4,165,000.00	0.00	0.00	4,165,000.00	0.00	4,165,000.00	0.00	1,547,000.00	37.14	0.00	1,547,000.00	37.14
3-01-001-02-02-06-0010-00	ICBF Posgrado Facultad Medio Ambiente y Recursos Naturales	4,165,000.00	0.00	0.00	4,165,000.00	0.00	4,165,000.00	0.00	1,547,000.00	37.14	0.00	1,547,000.00	37.14
3-01-001-02-02-06-0011	ICBF Posgrado Facultad Tecnológica	15,558,000.00	0.00	0.00	15,558,000.00	0.00	15,558,000.00	0.00	6,717,250.00	43.18	0.00	6,717,250.00	43.18
3-01-001-02-02-06-0011-00	ICBF Posgrado Facultad Tecnológica	15,558,000.00	0.00	0.00	15,558,000.00	0.00	15,558,000.00	0.00	6,717,250.00	43.18	0.00	6,717,250.00	43.18
3-01-001-02-02-06-0012	ICBF Posgrado Facultad Artes ASAB	7,861,000.00	0.00	0.00	7,861,000.00	0.00	7,861,000.00	0.00	4,566,000.00	58.08	0.00	4,566,000.00	58.08
3-01-001-02-02-06-0012-00	ICBF Posgrado Facultad Artes ASAB	7,861,000.00	0.00	0.00	7,861,000.00	0.00	7,861,000.00	0.00	4,566,000.00	58.08	0.00	4,566,000.00	58.08
3-01-001-02-02-06-0013	ICBF Facultad de Ciencias de la Salud	1,361,000.00	0.00	0.00	1,361,000.00	0.00	1,361,000.00	0.00	0.00	0.00	0.00	0.00	0.00
3-01-001-02-02-06-0013-00	ICBF Facultad de Ciencias de la Salud	1,361,000.00	0.00	0.00	1,361,000.00	0.00	1,361,000.00	0.00	0.00	0.00	0.00	0.00	0.00
3-01-002	Adquisición de bienes y servicios	115,590,801,000.00	0.00	5,161,798,299.00	120,752,599,299.00	0.00	120,752,599,299.00	6,601,464,396.00	100,355,851,391.00	83.11	12,146,121,177.00	61,126,998,010.00	50.62
3-01-002-01	Adquisición de activos no financieros	2,781,855,000.00	0.00	215,287,376.00	2,997,142,376.00	0.00	2,997,142,376.00	232,032,446.00	2,517,196,774.00	83.99	44,483,390.00	1,377,363,310.00	45.96
3-01-002-01-01	Activos fijos	2,781,855,000.00	0.00	215,287,376.00	2,997,142,376.00	0.00	2,997,142,376.00	232,032,446.00	2,517,196,774.00	83.99	44,483,390.00	1,377,363,310.00	45.96
3-01-002-01-01-03	Maquinaria y equipo	0.00	0.00	35,000,000.00	35,000,000.00	0.00	35,000,000.00	0.00	28,798,000.00	82.28	24,990,000.00	24,990,000.00	71.40
3-01-002-01-01-03-0003	Maquinaria de oficina, contabilidad e informática	0.00	0.00	35,000,000.00	35,000,000.00	0.00	35,000,000.00	0.00	28,798,000.00	82.28	24,990,000.00	24,990,000.00	71.40
3-01-002-01-01-03-0003-02	Maquinaria de informática y sus partes	0.00	0.00	35,000,000.00	35,000,000.00	0.00	35,000,000.00	0.00	28,798,000.00	82.28	24,990,000.00	24,990,000.00	71.40
3-01-002-01-01-04	Activos fijos no clasificados como maquinaria y equipo	120,000,000.00	0.00	45,327,376.00	165,327,376.00	0.00	165,327,376.00	112,091,334.00	131,584,724.00	79.59	19,493,390.00	19,493,390.00	11.79
3-01-002-01-01-04-0001	Muebles, instrumentos musicales, artículos de deporte y antigüedades	120,000,000.00	0.00	45,327,376.00	165,327,376.00	0.00	165,327,376.00	112,091,334.00	131,584,724.00	79.59	19,493,390.00	19,493,390.00	11.79
3-01-002-01-01-04-0001-01	Instrumentos musicales	20,000,000.00	0.00	-378,612.00	19,621,388.00	0.00	19,621,388.00	0.00	19,493,390.00	99.35	19,493,390.00	19,493,390.00	99.35
3-01-002-01-01-04-0001-02	Artículos de deporte	100,000,000.00	0.00	45,705,988.00	145,705,988.00	0.00	145,705,988.00	112,091,334.00	112,091,334.00	76.93	0.00	0.00	0.00
3-01-002-01-01-05	Otros activos fijos	2,661,855,000.00	0.00	134,960,000.00	2,796,815,000.00	0.00	2,796,815,000.00	119,941,112.00	2,356,814,050.00	84.27	0.00	1,332,879,920.00	47.66
3-01-002-01-01-05-0002	Productos de la propiedad intelectual	2,661,855,000.00	0.00	134,960,000.00	2,796,815,000.00	0.00	2,796,815,000.00	119,941,112.00	2,356,814,050.00	84.27	0.00	1,332,879,920.00	47.66
3-01-002-01-01-05-0002-03	Paquetes de software	2,661,855,000.00	0.00	134,960,000.00	2,796,815,000.00	0.00	2,796,815,000.00	119,941,112.00	2,356,814,050.00	84.27	0.00	1,332,879,920.00	47.66
3-01-002-02	Adquisiciones diferentes de activos	112,808,946,000.00	0.00	4,946,510,923.00	117,755,456,923.00	0.00	117,755,456,923.00	6,369,431,950.00	97,838,654,617.00	83.09	12,101,637,787.00	59,749,634,700.00	50.74



**SISTEMA DE PRESUPUESTO**  
**EJECUCION PRESUPUESTO**  
**INFORME DE EJECUCION DEL PRESUPUESTO DE GASTOS E INVERSIONES**

29-08-2025

10:19

ENTIDAD: 230 - UNIVERSIDAD DISTRITAL FRANCISCO JOSE DE CALDAS		MES: AGOSTO											
UNIDAD EJECUTORA: 01 - RECTOR		VIGENCIA FISCAL: 2025											
RUBRO PRESUPUESTAL		APROPIACION						TOTAL COMPROMISOS		EJECUC. PRESUP.	AUTORIZACION DE GIRO		EJEC. AUT. GIRO %
CODIGO 1	NOMBRE 2	INICIAL 3	MODIFICACIONES		VIGENTE 6=(3+5)	SUSPENSION 7	DISPONIBLE 8=(6-7)	MES 9	ACUMULADO 10	(11=10/8)	MES 12	ACUMULADO 13	(14=13/8)
			MES 4	ACUMULADO 5									
3-01-002-02-01	Materiales y suministros	1,230,433,000.00	0.00	-14,656,253.00	1,215,776,747.00	0.00	1,215,776,747.00	89,715,052.00	977,504,526.00	80.40	59,061,789.00	592,984,216.00	48.77
3-01-002-02-01-02	Productos alimenticios, bebidas y tabaco; textiles, prendas de vestir y productos de cuero	310,000,000.00	0.00	-7,600,000.00	302,400,000.00	0.00	302,400,000.00	89,715,052.00	293,625,122.00	97.10	52,292,170.00	52,292,170.00	17.29
3-01-002-02-01-02-0008	Tejido de punto o ganchillo; prendas de vestir	310,000,000.00	0.00	-7,600,000.00	302,400,000.00	0.00	302,400,000.00	89,715,052.00	293,625,122.00	97.10	52,292,170.00	52,292,170.00	17.29
3-01-002-02-01-02-0008-00	Tejido de punto o ganchillo; prendas de vestir	310,000,000.00	0.00	-7,600,000.00	302,400,000.00	0.00	302,400,000.00	89,715,052.00	293,625,122.00	97.10	52,292,170.00	52,292,170.00	17.29
3-01-002-02-01-03	Otros bienes transportables (excepto productos metálicos, maquinaria y equipo)	552,640,000.00	0.00	-15,000,000.00	537,640,000.00	0.00	537,640,000.00	0.00	366,935,334.00	68.25	6,769,619.00	320,141,797.00	59.55
3-01-002-02-01-03-0002	Pasta o pulpa, papel y productos de papel; impresos y artículos similares	305,887,000.00	0.00	0.00	305,887,000.00	0.00	305,887,000.00	0.00	247,908,652.00	81.05	0.00	242,588,757.00	79.31
3-01-002-02-01-03-0002-01	Pastas o pulpas de otras fibras n.c.p. (excepto celulosa)	305,887,000.00	0.00	0.00	305,887,000.00	0.00	305,887,000.00	0.00	247,908,652.00	81.05	0.00	242,588,757.00	79.31
3-01-002-02-01-03-0003	Productos de hornos de coque; productos de refinación de petróleo y combustible nuclear	52,865,000.00	0.00	15,000,000.00	67,865,000.00	0.00	67,865,000.00	0.00	31,719,000.00	46.74	6,769,619.00	19,283,500.00	28.41
3-01-002-02-01-03-0003-31	Gasolina motor corriente	31,719,000.00	0.00	15,000,000.00	46,719,000.00	0.00	46,719,000.00	0.00	31,719,000.00	67.89	6,769,619.00	19,283,500.00	41.28
3-01-002-02-01-03-0003-36	Diésel oil ACPM (fuel gas gasoil marín)	21,146,000.00	0.00	0.00	21,146,000.00	0.00	21,146,000.00	0.00	0.00	0.00	0.00	0.00	0.00
3-01-002-02-01-03-0005	Otros productos químicos; fibras artificiales (o fibras industriales hechas por el hombre)	100,000,000.00	0.00	-30,000,000.00	70,000,000.00	0.00	70,000,000.00	0.00	0.00	0.00	0.00	0.00	0.00
3-01-002-02-01-03-0005-02	Otros medicamentos n.c.p. para uso humano	100,000,000.00	0.00	-30,000,000.00	70,000,000.00	0.00	70,000,000.00	0.00	0.00	0.00	0.00	0.00	0.00
3-01-002-02-01-03-0006	Productos de caucho y plástico	93,888,000.00	0.00	0.00	93,888,000.00	0.00	93,888,000.00	0.00	87,307,682.00	92.99	0.00	58,269,540.00	62.06
3-01-002-02-01-03-0006-09	Cartuchos plásticos para impresora de inyección	93,888,000.00	0.00	0.00	93,888,000.00	0.00	93,888,000.00	0.00	87,307,682.00	92.99	0.00	58,269,540.00	62.06
3-01-002-02-01-04	Productos metálicos y paquetes de software	367,793,000.00	0.00	7,943,747.00	375,736,747.00	0.00	375,736,747.00	0.00	316,944,070.00	84.35	0.00	220,550,249.00	58.70
3-01-002-02-01-04-0002	Productos metálicos elaborados (excepto maquinaria y equipo)	298,793,000.00	0.00	9,792,677.00	308,585,677.00	0.00	308,585,677.00	0.00	298,793,000.00	96.83	0.00	202,399,179.00	65.59
3-01-002-02-01-04-0002-09	Artículos n.c.p. de ferretería y cerrajería	298,793,000.00	0.00	9,792,677.00	308,585,677.00	0.00	308,585,677.00	0.00	298,793,000.00	96.83	0.00	202,399,179.00	65.59
3-01-002-02-01-04-0004	Maquinaria para usos especiales	20,000,000.00	0.00	-1,848,930.00	18,151,070.00	0.00	18,151,070.00	0.00	18,151,070.00	100.00	0.00	18,151,070.00	100.00
3-01-002-02-01-04-0004-08	Calentadores de agua instantáneos o eléctricos	20,000,000.00	0.00	-1,848,930.00	18,151,070.00	0.00	18,151,070.00	0.00	18,151,070.00	100.00	0.00	18,151,070.00	100.00
3-01-002-02-01-04-0005	Maquinaria de oficina, contabilidad e informática	49,000,000.00	0.00	0.00	49,000,000.00	0.00	49,000,000.00	0.00	0.00	0.00	0.00	0.00	0.00
3-01-002-02-01-04-0005-99	Máquinas y material de oficina n.c.p.	49,000,000.00	0.00	0.00	49,000,000.00	0.00	49,000,000.00	0.00	0.00	0.00	0.00	0.00	0.00
3-01-002-02-02	Adquisición de servicios	111,578,513,000.00	0.00	4,961,167,176.00	116,539,680,176.00	0.00	116,539,680,176.00	6,279,716,898.00	96,861,150,091.00	83.11	12,042,575,998.00	59,156,650,484.00	50.76

**SISTEMA DE PRESUPUESTO**  
**EJECUCION PRESUPUESTO**  
**INFORME DE EJECUCION DEL PRESUPUESTO DE GASTOS E INVERSIONES**

29-08-2025  
10:19



ENTIDAD: 230 - UNIVERSIDAD DISTRITAL FRANCISCO JOSE DE CALDAS										MES: AGOSTO			
UNIDAD EJECUTORA: 01 - RECTOR										VIGENCIA FISCAL: 2025			
RUBRO PRESUPUESTAL		APROPIACION						TOTAL COMPROMISOS		EJECUC. PRESUP.	AUTORIZACION DE GIRO		EJEC. AUT. GIRO %
CODIGO 1	NOMBRE 2	INICIAL 3	MODIFICACIONES		VIGENTE 6=(3+5)	SUSPENSION 7	DISPONIBLE 8=(6-7)	MES 9	ACUMULADO 10	(11=10/8)	AUTORIZACION DE GIRO		(14=13/8)
			MES 4	ACUMULADO 5							MES 12	ACUMULADO 13	
3-01-002-02-02-05	Servicios de la construcción	83,250,000.00	0.00	-83,250,000.00	0.00	0.00	0.00	0.00	0.00	0.00	0.00	0.00	0.00
3-01-002-02-02-05-0004	Servicios de construcción	83,250,000.00	0.00	-83,250,000.00	0.00	0.00	0.00	0.00	0.00	0.00	0.00	0.00	0.00
3-01-002-02-02-05-0004-07	Servicios de instalación de vidrios y ve	83,250,000.00	0.00	-83,250,000.00	0.00	0.00	0.00	0.00	0.00	0.00	0.00	0.00	0.00
3-01-002-02-02-06	Servicios de alojamiento; servicios de suministro de comidas y bebidas; servicios de transporte; y servicios de distribución de electricidad, gas y agua	9,321,454,000.00	0.00	875,037,249.00	10,196,491,249.00	0.00	10,196,491,249.00	221,035,440.00	6,419,062,402.00	62.95	1,786,325,820.00	2,599,062,179.00	25.49
3-01-002-02-02-06-0003	Alojamiento; servicios de suministros de comidas y bebidas	5,306,724,000.00	0.00	626,454,896.00	5,933,178,896.00	0.00	5,933,178,896.00	143,427,450.00	5,723,690,240.00	96.47	1,693,885,317.00	2,209,845,077.00	37.25
3-01-002-02-02-06-0003-02	Alojamiento; servicios de suministros c	785,046,000.00	0.00	45,403,760.00	830,449,760.00	0.00	830,449,760.00	143,427,450.00	660,698,240.00	79.56	38,935,317.00	98,295,077.00	11.84
3-01-002-02-02-06-0003-03	Apoyo alimentario	4,521,678,000.00	0.00	581,051,136.00	5,102,729,136.00	0.00	5,102,729,136.00	0.00	5,062,992,000.00	99.22	1,654,950,000.00	2,111,550,000.00	41.38
3-01-002-02-02-06-0004	Servicios de transporte de pasajeros	4,014,730,000.00	0.00	248,582,353.00	4,263,312,353.00	0.00	4,263,312,353.00	77,607,990.00	695,372,162.00	16.31	92,440,503.00	389,217,102.00	9.13
3-01-002-02-02-06-0004-02	Servicios de transporte terrestre de pa	2,852,406,000.00	0.00	228,582,353.00	3,080,988,353.00	0.00	3,080,988,353.00	0.00	286,531,769.00	9.30	0.00	31,930,646.00	1.04
3-01-002-02-02-06-0004-04	Servicios de transporte aéreo de pasaj	1,100,953,000.00	0.00	20,000,000.00	1,120,953,000.00	0.00	1,120,953,000.00	77,607,990.00	351,371,552.00	31.35	85,357,300.00	349,571,552.00	31.19
3-01-002-02-02-06-0004-08	Servicios locales de mensajería nacion	61,371,000.00	0.00	0.00	61,371,000.00	0.00	61,371,000.00	0.00	57,468,841.00	93.64	7,083,203.00	7,714,904.00	12.57
3-01-002-02-02-07	Servicios financieros y servicios conexos, servicios inmobiliarios y servicios de leasing	10,263,001,000.00	0.00	-318,937,527.00	9,944,063,473.00	0.00	9,944,063,473.00	3,934,216,793.00	8,824,672,004.00	88.74	591,606,699.00	3,128,165,187.00	31.46
3-01-002-02-02-07-0001	Servicios financieros y servicios conexos	5,249,671,000.00	0.00	-325,987,981.00	4,923,683,019.00	0.00	4,923,683,019.00	3,588,645,853.00	4,285,237,622.00	87.03	83,566,139.00	365,625,978.00	7.43
3-01-002-02-02-07-0001-01	Afiliación ARL Estudiantes en pasantí	175,508,000.00	0.00	0.00	175,508,000.00	0.00	175,508,000.00	11,518,400.00	108,658,300.00	61.91	11,518,400.00	108,658,200.00	61.91
3-01-002-02-02-07-0001-02	Servicios de planes complementarios c	746,000,000.00	0.00	-281,053,280.00	464,946,720.00	0.00	464,946,720.00	0.00	464,946,720.00	100.00	72,047,739.00	122,462,629.00	26.34
3-01-002-02-02-07-0001-03	Servicio de seguro obligatorio de acci	14,083,000.00	0.00	0.00	14,083,000.00	0.00	14,083,000.00	11,173,500.00	11,173,500.00	79.34	0.00	0.00	0.00
3-01-002-02-02-07-0001-04	Servicios de seguros de vehículos aut	31,080,000.00	0.00	0.00	31,080,000.00	0.00	31,080,000.00	22,632,610.00	22,632,610.00	72.82	0.00	0.00	0.00
3-01-002-02-02-07-0001-05	Servicios de seguros contra incendio, l	2,553,000,000.00	0.00	-80,000,000.00	2,473,000,000.00	0.00	2,473,000,000.00	2,043,369,183.00	2,133,709,033.00	86.28	0.00	90,339,850.00	3.65
3-01-002-02-02-07-0001-06	Servicios de seguros generales de res	1,665,000,000.00	0.00	0.00	1,665,000,000.00	0.00	1,665,000,000.00	1,499,952,160.00	1,499,952,160.00	90.09	0.00	0.00	0.00
3-01-002-02-02-07-0001-07	Servicios actuariales	65,000,000.00	0.00	-9,100,000.00	55,900,000.00	0.00	55,900,000.00	0.00	0.00	0.00	0.00	0.00	0.00
3-01-002-02-02-07-0001-08	Servicios de seguros de cumplimiento	0.00	0.00	44,165,299.00	44,165,299.00	0.00	44,165,299.00	0.00	44,165,299.00	100.00	0.00	44,165,299.00	100.00
3-01-002-02-02-07-0002	SERVICIOS INMOBILIARIOS	4,893,330,000.00	0.00	7,050,454.00	4,900,380,454.00	0.00	4,900,380,454.00	345,570,940.00	4,489,336,096.00	91.61	508,040,560.00	2,762,539,209.00	56.37
3-01-002-02-02-07-0002-01	Servicios de alquiler o arrendamiento c	4,893,330,000.00	0.00	7,050,454.00	4,900,380,454.00	0.00	4,900,380,454.00	345,570,940.00	4,489,336,096.00	91.61	508,040,560.00	2,762,539,209.00	56.37
3-01-002-02-02-07-0003	Servicios de arrendamiento o alquiler sin operario	120,000,000.00	0.00	0.00	120,000,000.00	0.00	120,000,000.00	0.00	50,098,286.00	41.75	0.00	0.00	0.00
3-01-002-02-02-07-0003-02	Servicios de arrendamiento o alquiler c	120,000,000.00	0.00	0.00	120,000,000.00	0.00	120,000,000.00	0.00	50,098,286.00	41.75	0.00	0.00	0.00



**SISTEMA DE PRESUPUESTO**  
**EJECUCION PRESUPUESTO**  
**INFORME DE EJECUCION DEL PRESUPUESTO DE GASTOS E INVERSIONES**

29-08-2025  
10:19

ENTIDAD: 230 - UNIVERSIDAD DISTRITAL FRANCISCO JOSE DE CALDAS		MES: AGOSTO											
UNIDAD EJECUTORA: 01 - RECTOR		VIGENCIA FISCAL: 2025											
RUBRO PRESUPUESTAL		APROPIACION			TOTAL COMPROMISOS		EJECUC. PRESUP.	AUTORIZACION DE GIRO		EJEC. AUT. GIRO %			
CODIGO 1	NOMBRE 2	INICIAL 3	MODIFICACIONES		VIGENTE 6=(3+5)	SUSPENSION 7	DISPONIBLE 8=(6-7)	MES 9	ACUMULADO 10	(11=10/8)	AUTORIZACION DE GIRO		(14=13/8)
			MES 4	ACUMULADO 5							MES 12	ACUMULADO 13	
3-01-002-02-02-08	Servicios prestados a las empresas y servicios de producción	85,891,864,000.00	0.00	2,606,556,075.00	88,498,420,075.00	0.00	88,498,420,075.00	2,032,560,421.00	78,365,288,872.00	88.55	9,407,400,211.00	50,558,348,779.00	57.13
3-01-002-02-02-08-0000	Servicios de sistemas de seguridad	91,343,000.00	0.00	-91,343,000.00	0.00	0.00	0.00	0.00	0.00	0.00	0.00	0.00	0.00
3-01-002-02-02-08-0000-00	Servicios de sistemas de seguridad	91,343,000.00	0.00	-91,343,000.00	0.00	0.00	0.00	0.00	0.00	0.00	0.00	0.00	0.00
3-01-002-02-02-08-0001	Servicios de investigación y desarrollo	494,519,000.00	0.00	39,192,640.00	533,711,640.00	0.00	533,711,640.00	233,915,697.00	281,454,267.00	52.74	0.00	46,777,985.00	8.76
3-01-002-02-02-08-0001-03	Servicios interdisciplinarios de investig	494,519,000.00	0.00	39,192,640.00	533,711,640.00	0.00	533,711,640.00	233,915,697.00	281,454,267.00	52.74	0.00	46,777,985.00	8.76
3-01-002-02-02-08-0002	Servicios jurídicos y contables	1,354,103,000.00	0.00	534,298,848.00	1,888,401,848.00	0.00	1,888,401,848.00	132,491,115.00	1,831,419,210.00	96.98	284,974,469.00	1,149,226,478.00	60.86
3-01-002-02-02-08-0002-02	Servicios de documentación y certifica	2,550,000.00	0.00	0.00	2,550,000.00	0.00	2,550,000.00	0.00	702,554.00	27.55	0.00	702,554.00	27.55
3-01-002-02-02-08-0002-04	Otros servicios jurídicos n.c.p.	1,351,553,000.00	0.00	534,298,848.00	1,885,851,848.00	0.00	1,885,851,848.00	132,491,115.00	1,830,716,656.00	97.08	284,974,469.00	1,148,523,924.00	60.90
3-01-002-02-02-08-0003	Servicios de consultoría en administración y servicios de gestión; servicios de tecnología de la información	5,699,452,000.00	0.00	599,951,749.00	6,299,403,749.00	0.00	6,299,403,749.00	28,825,630.00	5,862,125,577.00	93.06	555,570,077.00	3,359,167,206.00	53.33
3-01-002-02-02-08-0003-49	Otros servicios de ensayos y análisis t	2,000,000.00	0.00	0.00	2,000,000.00	0.00	2,000,000.00	0.00	0.00	0.00	0.00	0.00	0.00
3-01-002-02-02-08-0003-70	Servicios de consultoría en gestión ad	1,022,797,000.00	0.00	0.00	1,022,797,000.00	0.00	1,022,797,000.00	0.00	1,008,479,267.00	98.60	103,521,608.00	650,732,315.00	63.62
3-01-002-02-02-08-0003-71	Servicios de venta o alquiler de espaci	148,022,000.00	0.00	0.00	148,022,000.00	0.00	148,022,000.00	0.00	0.00	0.00	0.00	0.00	0.00
3-01-002-02-02-08-0003-72	Servicios de consultoría en gestión ad	491,245,000.00	0.00	0.00	491,245,000.00	0.00	491,245,000.00	0.00	432,927,403.00	88.13	51,468,355.00	254,500,986.00	51.81
3-01-002-02-02-08-0003-73	Servicios de consultoría en gestión ad	4,035,388,000.00	0.00	599,951,749.00	4,635,339,749.00	0.00	4,635,339,749.00	28,825,630.00	4,420,718,907.00	95.37	400,580,114.00	2,453,933,905.00	52.94

**SISTEMA DE PRESUPUESTO**  
**EJECUCION PRESUPUESTO**  
**INFORME DE EJECUCION DEL PRESUPUESTO DE GASTOS E INVERSIONES**



29-08-2025  
10:19

ENTIDAD: 230 - UNIVERSIDAD DISTRITAL FRANCISCO JOSE DE CALDAS		MES: AGOSTO											
UNIDAD EJECUTORA: 01 - RECTOR		VIGENCIA FISCAL: 2025											
RUBRO PRESUPUESTAL		APROPIACION						TOTAL COMPROMISOS		EJECUC. PRESUP.	AUTORIZACION DE GIRO		EJEC. AUT. GIRO %
CODIGO 1	NOMBRE 2	INICIAL 3	MODIFICACIONES		VIGENTE 6=(3+5)	SUSPENSION 7	DISPONIBLE 8=(6-7)	MES 9	ACUMULADO 10	(11=10/8)	AUTORIZACION DE GIRO		(14=13/8)
			MES 4	ACUMULADO 5							MES 12	ACUMULADO 13	
3-01-002-02-02-08-0003	Servicios profesionales, científicos y técnicos (excepto los servicios de investigación, urbanismo, jurí y de contab)	48,466,519,000.00	0.00	1,128,536,720.00	49,595,055,720.00	0.00	49,595,055,720.00	317,401,292.00	45,153,217,880.00	91.04	4,904,766,603.00	31,083,778,597.00	62.68
3-01-002-02-02-08-0003-51	Servicios de consultoría en gestión ad	2,467,967,000.00	0.00	0.00	2,467,967,000.00	0.00	2,467,967,000.00	241,995,000.00	731,679,000.00	29.65	407,121,000.00	663,351,000.00	26.88
3-01-002-02-02-08-0003-52	Servicios de consultoría en gestión ad	2,398,428,000.00	0.00	-17,546,020.00	2,380,881,980.00	0.00	2,380,881,980.00	8,647,689.00	2,223,216,101.00	93.38	212,394,735.00	1,447,554,714.00	60.80
3-01-002-02-02-08-0003-53	Servicios de consultoría en gestión ad	1,039,377,000.00	0.00	0.00	1,039,377,000.00	0.00	1,039,377,000.00	0.00	1,027,403,782.00	98.85	110,289,352.00	747,201,991.00	71.89
3-01-002-02-02-08-0003-54	Servicios de consultoría en gestión ad	784,512,000.00	0.00	0.00	784,512,000.00	0.00	784,512,000.00	0.00	391,365,119.00	49.89	0.00	391,365,119.00	49.89
3-01-002-02-02-08-0003-55	Servicios de consultoría en gestión ad	2,127,468,000.00	0.00	0.00	2,127,468,000.00	0.00	2,127,468,000.00	0.00	2,120,245,899.00	99.66	195,471,285.00	1,512,439,533.00	71.09
3-01-002-02-02-08-0003-56	Servicios de consultoría en gestión ad	3,423,599,000.00	0.00	215,197,500.00	3,638,796,500.00	0.00	3,638,796,500.00	0.00	3,572,656,321.00	98.18	368,399,843.00	2,335,660,754.00	64.19
3-01-002-02-02-08-0003-57	Servicios de consultoría en gestión ad	2,643,905,000.00	0.00	0.00	2,643,905,000.00	0.00	2,643,905,000.00	-22,291,821.00	2,542,633,274.00	96.17	247,691,499.00	1,734,897,463.00	65.62
3-01-002-02-02-08-0003-58	Servicios de consultoría en gestión ad	2,995,334,000.00	0.00	0.00	2,995,334,000.00	0.00	2,995,334,000.00	15,039,456.00	2,906,124,180.00	97.02	278,961,019.00	1,953,073,866.00	65.20
3-01-002-02-02-08-0003-59	Servicios de consultoría en gestión ad	3,222,062,000.00	0.00	106,472,851.00	3,328,534,851.00	0.00	3,328,534,851.00	0.00	3,222,057,134.00	96.80	297,321,682.00	2,175,868,939.00	65.37
3-01-002-02-02-08-0003-60	Servicios de consultoría en gestión ad	11,271,829,000.00	0.00	736,766,795.00	12,008,595,795.00	0.00	12,008,595,795.00	0.00	10,712,663,624.00	89.21	1,008,838,417.00	6,707,555,971.00	55.86
3-01-002-02-02-08-0003-61	Servicios de consultoría en gestión ad	11,578,260,000.00	0.00	-45,118,362.00	11,533,141,638.00	0.00	11,533,141,638.00	21,982,668.00	11,334,941,435.00	98.28	1,256,113,755.00	8,118,341,850.00	70.39
3-01-002-02-02-08-0003-62	Servicios de consultoría en tecnología	94,692,000.00	0.00	0.00	94,692,000.00	0.00	94,692,000.00	0.00	0.00	0.00	0.00	0.00	0.00
3-01-002-02-02-08-0003-63	Servicios de soporte en tecnologías de	2,069,950,000.00	0.00	0.00	2,069,950,000.00	0.00	2,069,950,000.00	0.00	2,058,400,272.00	99.44	249,780,307.00	1,732,215,526.00	83.68
3-01-002-02-02-08-0003-64	Otros servicios de publicidad	381,637,000.00	0.00	35,059,320.00	416,696,320.00	0.00	416,696,320.00	52,028,300.00	355,955,578.00	85.42	77,246,750.00	184,720,053.00	44.33
3-01-002-02-02-08-0003-69	Servicios de consultoría en gestión ad	1,967,499,000.00	0.00	97,704,636.00	2,065,203,636.00	0.00	2,065,203,636.00	0.00	1,953,876,161.00	94.61	195,136,959.00	1,379,531,818.00	66.80
3-01-002-02-02-08-0004	Servicios de telecomunicaciones, transmisión y suministro de información	1,438,972,000.00	0.00	0.00	1,438,972,000.00	0.00	1,438,972,000.00	864,379,459.00	1,038,441,292.00	72.17	26,429,059.00	192,779,692.00	13.40
3-01-002-02-02-08-0004-11	Servicios de operadores (conexión)	20,851,000.00	0.00	16,134,730.00	36,985,730.00	0.00	36,985,730.00	1,666,380.00	29,203,440.00	78.96	1,666,380.00	29,203,440.00	78.96
3-01-002-02-02-08-0004-12	Servicios de telefonía fija (acceso)	250,410,000.00	0.00	-16,134,730.00	234,275,270.00	0.00	234,275,270.00	17,051,479.00	113,127,464.00	48.29	17,051,479.00	113,127,464.00	48.29
3-01-002-02-02-08-0004-22	Servicios de acceso a Internet	1,112,281,000.00	0.00	0.00	1,112,281,000.00	0.00	1,112,281,000.00	845,661,600.00	845,661,600.00	76.03	0.00	0.00	0.00
3-01-002-02-02-08-0004-61	Servicios de transmisión de programas	53,230,000.00	0.00	0.00	53,230,000.00	0.00	53,230,000.00	0.00	50,448,788.00	94.78	7,711,200.00	50,448,788.00	94.78
3-01-002-02-02-08-0004-63	Servicios de distribución de programas	2,200,000.00	0.00	0.00	2,200,000.00	0.00	2,200,000.00	0.00	0.00	0.00	0.00	0.00	0.00
3-01-002-02-02-08-0005	SERVICIOS DE ORGANIZACIÓN Y ASISTENCIA DE CONVENCIONES Y FERIAS	1,717,610,000.00	0.00	75,328,240.00	1,792,938,240.00	0.00	1,792,938,240.00	18,543,224.00	837,680,414.00	46.72	22,537,049.00	422,639,347.00	23.57
3-01-002-02-02-08-0005-61	SERVICIOS DE ORGANIZACIÓN Y A	1,717,610,000.00	0.00	75,328,240.00	1,792,938,240.00	0.00	1,792,938,240.00	18,543,224.00	837,680,414.00	46.72	22,537,049.00	422,639,347.00	23.57




**SISTEMA DE PRESUPUESTO**  
**EJECUCION PRESUPUESTO**  
**INFORME DE EJECUCION DEL PRESUPUESTO DE GASTOS E INVERSIONES**

29-08-2025

10:19

ENTIDAD: 230 - UNIVERSIDAD DISTRITAL FRANCISCO JOSE DE CALDAS		MES: AGOSTO							VIGENCIA FISCAL: 2025					
UNIDAD EJECUTORA: 01 - RECTOR		APROPIACION							TOTAL COMPROMISOS		EJECUC. PRESUP.	AUTORIZACION DE GIRO		EJEC. AUT. GIRO %
CODIGO 1	NOMBRE 2	INICIAL 3	MODIFICACIONES		VIGENTE 6=(3+5)	SUSPENSION 7	DISPONIBLE 8=(6-7)	MES 9	ACUMULADO 10	(11=10/8)	MES 12	ACUMULADO 13	(14=13/8)	
			MES 4	ACUMULADO 5										
3-01-002-02-02-08-0005	Servicios de soporte	21,386,383,000.00	0.00	31,838,000.00	21,418,221,000.00	0.00	21,418,221,000.00	7,300,000.00	20,030,795,862.00	93.52	3,333,439,618.00	12,086,804,314.00	56.43	
3-01-002-02-02-08-0005-25	Servicios de protección (guardas de st	14,656,268,000.00	0.00	0.00	14,656,268,000.00	0.00	14,656,268,000.00	0.00	14,628,816,604.00	99.81	1,859,727,224.00	8,606,160,649.00	58.72	
3-01-002-02-02-08-0005-31	Servicios de desinfección y exterminac	218,659,000.00	0.00	0.00	218,659,000.00	0.00	218,659,000.00	0.00	167,330,107.00	76.53	0.00	0.00	0.00	
3-01-002-02-02-08-0005-33	Servicios de limpieza general	5,704,358,000.00	0.00	0.00	5,704,358,000.00	0.00	5,704,358,000.00	0.00	4,790,144,857.00	83.97	1,459,393,311.00	3,366,014,143.00	59.01	
3-01-002-02-02-08-0005-34	Servicios especializados de limpieza	89,870,000.00	0.00	-89,870,000.00	0.00	0.00	0.00	0.00	0.00	0.00	0.00	0.00	0.00	
3-01-002-02-02-08-0005-54	Servicios de preparación de document	437,487,000.00	0.00	-52,042,000.00	385,445,000.00	0.00	385,445,000.00	0.00	333,139,055.00	86.43	11,293,583.00	11,293,583.00	2.93	
3-01-002-02-02-08-0005-62	Membresías	279,741,000.00	0.00	173,750,000.00	453,491,000.00	0.00	453,491,000.00	7,300,000.00	111,365,239.00	24.56	3,025,500.00	103,335,939.00	22.79	
3-01-002-02-02-08-0006	Servicios de apoyo y de operación para la distribución de electricidad, gas y agua	3,009,618,000.00	0.00	12,000,000.00	3,021,618,000.00	0.00	3,021,618,000.00	263,851,381.00	2,006,908,996.00	66.42	34,818,196.00	1,777,845,200.00	58.84	
3-01-002-02-02-08-0006-31	Servicios de distribución de electricidad	2,774,882,000.00	0.00	0.00	2,774,882,000.00	0.00	2,774,882,000.00	217,524,962.00	1,812,614,572.00	65.32	2,317,581.00	1,597,407,191.00	57.57	
3-01-002-02-02-08-0006-32	Servicios de distribución de gas por tul	2,691,000.00	0.00	12,000,000.00	14,691,000.00	0.00	14,691,000.00	11,687,520.00	12,510,070.00	85.15	11,718,131.00	12,510,070.00	85.15	
3-01-002-02-02-08-0006-33	Servicios de distribución de agua por t	232,045,000.00	0.00	0.00	232,045,000.00	0.00	232,045,000.00	34,638,899.00	181,784,354.00	78.34	20,782,484.00	167,927,939.00	72.37	
3-01-002-02-02-08-0007	Servicios de mantenimiento, reparación e instalación (excepto servicios de construcción)	1,531,659,000.00	0.00	234,071,578.00	1,765,730,578.00	0.00	1,765,730,578.00	98,643,373.00	794,751,279.00	45.01	0.00	57,423,450.00	3.25	
3-01-002-02-02-08-0007-00	Servicio de mantenimiento y reparació	50,000,000.00	0.00	0.00	50,000,000.00	0.00	50,000,000.00	0.00	0.00	0.00	0.00	0.00	0.00	
3-01-002-02-02-08-0007-11	Servicio de mantenimiento y reparació	0.00	0.00	116,771,358.00	116,771,358.00	0.00	116,771,358.00	0.00	0.00	0.00	0.00	0.00	0.00	
3-01-002-02-02-08-0007-12	Servicio de mantenimiento y reparació	237,223,000.00	0.00	-3,654,000.00	233,569,000.00	0.00	233,569,000.00	0.00	0.00	0.00	0.00	0.00	0.00	
3-01-002-02-02-08-0007-13	Servicios de mantenimiento y reparaci	631,263,000.00	0.00	8,137,220.00	639,400,220.00	0.00	639,400,220.00	98,643,373.00	416,832,649.00	65.19	0.00	8,137,220.00	1.27	
3-01-002-02-02-08-0007-14	Servicio de mantenimiento y reparació	78,294,000.00	0.00	38,750,000.00	117,044,000.00	0.00	117,044,000.00	0.00	77,500,000.00	66.21	0.00	0.00	0.00	
3-01-002-02-02-08-0007-16	Servicio de mantenimiento y reparació	105,730,000.00	0.00	0.00	105,730,000.00	0.00	105,730,000.00	0.00	0.00	0.00	0.00	0.00	0.00	
3-01-002-02-02-08-0007-19	Servicios de mantenimiento y reparaci	32,623,000.00	0.00	0.00	32,623,000.00	0.00	32,623,000.00	0.00	0.00	0.00	0.00	0.00	0.00	
3-01-002-02-02-08-0007-20	Servicio de mantonimiento y reparació	65,245,000.00	0.00	0.00	65,245,000.00	0.00	65,245,000.00	0.00	65,244,130.00	100.00	0.00	49,286,230.00	75.54	
3-01-002-02-02-08-0007-21	Servicio de mantenimiento y reparació	154,494,000.00	0.00	32,367,000.00	186,861,000.00	0.00	186,861,000.00	0.00	154,320,000.00	82.59	0.00	0.00	0.00	
3-01-002-02-02-08-0007-23	Servicios de mantenimiento y reparaci	85,487,000.00	0.00	100,000,000.00	185,487,000.00	0.00	185,487,000.00	0.00	80,854,500.00	43.59	0.00	0.00	0.00	
3-01-002-02-02-08-0007-24	Servicios de mantenimiento y reparació	91,300,000.00	0.00	-58,300,000.00	33,000,000.00	0.00	33,000,000.00	0.00	0.00	0.00	0.00	0.00	0.00	
3-01-002-02-02-08-0009	Otros servicios de fabricación; servicios de edición, impresión y reproducción; servicios de recuperación de materiales	701,686,000.00	0.00	42,681,300.00	744,367,300.00	0.00	744,367,300.00	67,209,250.00	528,494,095.00	71.00	244,865,140.00	381,906,510.00	51.31	
3-01-002-02-02-08-0009-01	Servicios de impresión	226,938,000.00	0.00	48,000,000.00	274,938,000.00	0.00	274,938,000.00	65,930,000.00	216,638,600.00	78.80	30,741,300.00	130,809,370.00	47.58	
3-01-002-02-02-08-0009-02	Servicios relacionados con la impresió	474,748,000.00	0.00	-5,318,700.00	469,429,300.00	0.00	469,429,300.00	1,279,250.00	311,855,495.00	66.43	214,123,840.00	251,097,140.00	53.49	
3-01-002-02-02-09	Servicios para la comunidad, sociales y personales	5,046,500,000.00	0.00	1,861,761,379.00	6,908,261,379.00	0.00	6,908,261,379.00	67,128,051.00	2,848,115,586.00	41.23	234,740,536.00	2,479,164,967.00	35.89	

**SISTEMA DE PRESUPUESTO**  
**EJECUCION PRESUPUESTO**  
**INFORME DE EJECUCION DEL PRESUPUESTO DE GASTOS E INVERSIONES**

  
**29-08-2025**  
**10:19**

ENTIDAD: <b>230 - UNIVERSIDAD DISTRITAL FRANCISCO JOSE DE CALDAS</b>									MES: <b>AGOSTO</b>				
UNIDAD EJECUTORA: <b>01 - RECTOR</b>									VIGENCIA FISCAL: <b>2025</b>				
RUBRO PRESUPUESTAL		APROPIACION						TOTAL COMPROMISOS		EJECUC. PRESUP.	AUTORIZACION DE GIRO		EJEC. AUT. GIRO %
CODIGO	NOMBRE	INICIAL	MODIFICACIONES		VIGENTE	SUSPENSION	DISPONIBLE	MES	ACUMULADO	(11=10/8)	MES	ACUMULADO	(14=13/8)
1	2	3	MES	ACUMULADO	6=(3+5)	7	8=(6-7)	9	10	11=10/8	12	13	(14=13/8)
3-01-002-02-02-09-0001	Otros servicios de la administración pública n.c.p. - Consejo Superior Universitario	305,771,000.00	0.00	0.00	305,771,000.00	0.00	305,771,000.00	34,164,000.00	165,126,000.00	54.00	34,164,000.00	165,126,000.00	54.00
3-01-002-02-02-09-0001-00	Otros servicios de la administración pública n.c.p. - Consejo Superior Universitario	305,771,000.00	0.00	0.00	305,771,000.00	0.00	305,771,000.00	34,164,000.00	165,126,000.00	54.00	34,164,000.00	165,126,000.00	54.00
3-01-002-02-02-09-0002	Servicios de educación	3,969,979,000.00	0.00	1,866,848,627.00	5,836,827,627.00	0.00	5,836,827,627.00	-10,125,210.00	2,366,031,670.00	40.54	172,536,790.00	2,136,142,123.00	36.60
3-01-002-02-02-09-0002-01	Capacitación Administrativos	349,015,000.00	0.00	0.00	349,015,000.00	0.00	349,015,000.00	0.00	123,630,000.00	35.42	49,452,000.00	49,452,000.00	14.17
3-01-002-02-02-09-0002-21	Estímulos académicos	1,259,698,000.00	0.00	0.00	1,259,698,000.00	0.00	1,259,698,000.00	0.00	550,773,000.00	43.72	49,400,000.00	550,773,000.00	43.72
3-01-002-02-02-09-0002-22	Encuentro de estudiantes	57,094,000.00	0.00	0.00	57,094,000.00	0.00	57,094,000.00	0.00	0.00	0.00	0.00	0.00	0.00
3-01-002-02-02-09-0002-23	Prácticas Académicas Facultad Artes	477,941,000.00	0.00	3,174,912.00	481,115,912.00	0.00	481,115,912.00	0.00	299,653,547.00	62.28	76,560,000.00	143,942,000.00	29.92
3-01-002-02-02-09-0002-24	Prácticas Académicas Facultad Ciencias	93,150,000.00	0.00	732,043,443.00	825,193,443.00	0.00	825,193,443.00	7,795,080.00	327,823,740.00	39.73	15,045,080.00	327,823,740.00	39.73
3-01-002-02-02-09-0002-25	Prácticas Académicas Facultad Ingeniería	120,012,000.00	0.00	529,988,000.00	650,000,000.00	0.00	650,000,000.00	-1,024,800.00	191,268,200.00	29.43	-1,024,800.00	191,268,200.00	29.43
3-01-002-02-02-09-0002-26	Prácticas Académicas Facultad Medicina	1,232,337,000.00	0.00	221,569,563.00	1,453,906,563.00	0.00	1,453,906,563.00	-16,126,800.00	630,152,850.00	43.34	-16,126,800.00	630,152,850.00	43.34
3-01-002-02-02-09-0002-27	Prácticas Académicas Facultad Tecnología	64,604,000.00	0.00	214,970,331.00	279,574,331.00	0.00	279,574,331.00	0.00	88,149,138.00	31.53	0.00	88,149,138.00	31.53
3-01-002-02-02-09-0002-29	Prácticas Académicas Facultad de Ciencias	316,128,000.00	0.00	165,102,378.00	481,230,378.00	0.00	481,230,378.00	-768,690.00	154,581,195.00	32.12	-768,690.00	154,581,195.00	32.12
3-01-002-02-02-09-0003	Servicios para el cuidado de la salud humana y servicios sociales	284,599,000.00	0.00	-10,000,000.00	274,599,000.00	0.00	274,599,000.00	0.00	88,518,970.00	32.24	0.00	0.00	0.00
3-01-002-02-02-09-0003-01	Sistema General de Seguridad y Salud	284,599,000.00	0.00	-10,000,000.00	274,599,000.00	0.00	274,599,000.00	0.00	88,518,970.00	32.24	0.00	0.00	0.00
3-01-002-02-02-09-0004	Servicios de alcantarillado, recolección, tratamiento y disposición de desechos y otros servicios de saneamiento ambiental	467,651,000.00	0.00	4,912,752.00	472,563,752.00	0.00	472,563,752.00	43,089,261.00	209,945,613.00	44.43	28,039,746.00	177,896,844.00	37.65
3-01-002-02-02-09-0004-01	Servicios de alcantarillado y tratamiento	232,045,000.00	0.00	0.00	232,045,000.00	0.00	232,045,000.00	36,133,331.00	149,745,637.00	64.53	21,534,976.00	135,147,282.00	58.24
3-01-002-02-02-09-0004-03	Servicios de recolección de otros desechos	30,000,000.00	0.00	4,912,752.00	34,912,752.00	0.00	34,912,752.00	0.00	19,912,752.00	57.04	0.00	4,912,752.00	14.07
3-01-002-02-02-09-0004-04	Servicios generales de recolección de desechos	205,606,000.00	0.00	0.00	205,606,000.00	0.00	205,606,000.00	6,955,930.00	40,287,224.00	19.59	6,504,770.00	37,836,810.00	18.40
3-01-002-02-02-09-0006	SERVICIOS RECREATIVOS, CULTURALES Y DEPORTIVOS	18,500,000.00	0.00	0.00	18,500,000.00	0.00	18,500,000.00	0.00	18,493,333.00	99.96	0.00	0.00	0.00
3-01-002-02-02-09-0006-01	Servicios de producciones originales de	18,500,000.00	0.00	0.00	18,500,000.00	0.00	18,500,000.00	0.00	18,493,333.00	99.96	0.00	0.00	0.00
3-01-002-02-02-10	Viáticos de los funcionarios en comisión	972,444,000.00	0.00	20,000,000.00	992,444,000.00	0.00	992,444,000.00	24,776,193.00	404,011,227.00	40.71	22,502,732.00	391,909,372.00	39.49
3-01-002-02-02-10-0001	Viáticos y gastos de viaje CSU	3,666,000.00	0.00	0.00	3,666,000.00	0.00	3,666,000.00	0.00	0.00	0.00	0.00	0.00	0.00
3-01-002-02-02-10-0001-00	Viáticos y gastos de viaje CSU	3,666,000.00	0.00	0.00	3,666,000.00	0.00	3,666,000.00	0.00	0.00	0.00	0.00	0.00	0.00
3-01-002-02-02-10-0002	Viáticos y gastos de viaje - UAA	937,843,000.00	0.00	20,000,000.00	957,843,000.00	0.00	957,843,000.00	24,776,193.00	380,877,335.00	39.76	22,502,732.00	368,775,480.00	38.50
3-01-002-02-02-10-0002-01	Viáticos y Gastos de Viaje - UAA	937,843,000.00	0.00	20,000,000.00	957,843,000.00	0.00	957,843,000.00	24,776,193.00	380,877,335.00	39.76	22,502,732.00	368,775,480.00	38.50




**SISTEMA DE PRESUPUESTO**  
**EJECUCION PRESUPUESTO**  
**INFORME DE EJECUCION DEL PRESUPUESTO DE GASTOS E INVERSIONES**

29-08-2025  
10:19

ENTIDAD: 230 - UNIVERSIDAD DISTRITAL FRANCISCO JOSE DE CALDAS										MES: AGOSTO			
UNIDAD EJECUTORA: 01 - RECTOR										VIGENCIA FISCAL: 2025			
RUBRO PRESUPUESTAL		APROPIACION						TOTAL COMPROMISOS		EJECUC. PRESUP.	AUTORIZACION DE GIRO		EJEC. AUT. GIRO %
CODIGO 1	NOMBRE 2	INICIAL 3	MODIFICACIONES		VIGENTE 6=(3+5)	SUSPENSION 7	DISPONIBLE 8=(6-7)	MES 9	ACUMULADO 10	(11=10/8)	AUTORIZACION DE GIRO		(14=13/8)
			MES 4	ACUMULADO 5							MES 12	ACUMULADO 13	
3-01-002-02-02-10-0003	Viáticos y gastos de viaje - Organizaciones Sindicales	30,935,000.00	0.00	0.00	30,935,000.00	0.00	30,935,000.00	0.00	23,133,892.00	74.78	0.00	23,133,892.00	74.78
3-01-002-02-02-10-0003-00	Viáticos y gastos de viaje - Organizaciones Sindicales	30,935,000.00	0.00	0.00	30,935,000.00	0.00	30,935,000.00	0.00	23,133,892.00	74.78	0.00	23,133,892.00	74.78
3-01-003	Transferencias corrientes	65,551,101,000.00	0.00	3,486,106,554.00	69,037,207,554.00	0.00	69,037,207,554.00	6,954,811,095.00	61,380,362,996.00	88.91	6,964,692,099.00	61,367,096,314.00	88.89
3-01-003-07	Prestaciones para cubrir riesgos sociales	64,551,101,000.00	0.00	1,414,808,000.00	65,965,909,000.00	0.00	65,965,909,000.00	6,836,620,011.00	61,008,444,710.00	92.48	6,832,170,590.00	60,995,178,028.00	92.46
3-01-003-07-02	Prestaciones sociales relacionadas con el empleo	64,551,101,000.00	0.00	1,414,808,000.00	65,965,909,000.00	0.00	65,965,909,000.00	6,836,620,011.00	61,008,444,710.00	92.48	6,832,170,590.00	60,995,178,028.00	92.46
3-01-003-07-02-02	Cuotas partes pensionales (de pensiones)	1,268,760,000.00	0.00	0.00	1,268,760,000.00	0.00	1,268,760,000.00	109,345,808.00	666,268,463.00	52.51	104,896,387.00	653,001,781.00	51.47
3-01-003-07-02-02-0002	Cuotas partes pensionales a cargo de la entidad (de pensiones)	1,268,760,000.00	0.00	0.00	1,268,760,000.00	0.00	1,268,760,000.00	109,345,808.00	666,268,463.00	52.51	104,896,387.00	653,001,781.00	51.47
3-01-003-07-02-02-0002-00	Cuotas partes pensionales a cargo de la entidad (de pensiones)	1,268,760,000.00	0.00	0.00	1,268,760,000.00	0.00	1,268,760,000.00	109,345,808.00	666,268,463.00	52.51	104,896,387.00	653,001,781.00	51.47
3-01-003-07-02-03	Bonos pensionales (de pensiones)	1,414,600,000.00	0.00	1,414,808,000.00	2,829,408,000.00	0.00	2,829,408,000.00	235,510,000.00	2,501,339,881.00	88.41	235,510,000.00	2,501,339,881.00	88.41
3-01-003-07-02-03-0002	Bonos pensionales a cargo de la entidad (de pensiones)	1,414,600,000.00	0.00	1,414,808,000.00	2,829,408,000.00	0.00	2,829,408,000.00	235,510,000.00	2,501,339,881.00	88.41	235,510,000.00	2,501,339,881.00	88.41
3-01-003-07-02-03-0002-04	Reserva pensional	1,414,600,000.00	0.00	1,414,808,000.00	2,829,408,000.00	0.00	2,829,408,000.00	235,510,000.00	2,501,339,881.00	88.41	235,510,000.00	2,501,339,881.00	88.41
3-01-003-07-02-12	Mesadas pensionales a cargo de la entidad (de pensiones)	61,867,741,000.00	0.00	0.00	61,867,741,000.00	0.00	61,867,741,000.00	6,491,764,203.00	57,840,836,366.00	93.49	6,491,764,203.00	57,840,836,366.00	93.49
3-01-003-07-02-12-0000	Mesadas pensionales a cargo de la entidad (de pensiones)	61,867,741,000.00	0.00	0.00	61,867,741,000.00	0.00	61,867,741,000.00	6,491,764,203.00	57,840,836,366.00	93.49	6,491,764,203.00	57,840,836,366.00	93.49
3-01-003-07-02-12-0000-00	Mesadas pensionales a cargo de la entidad (de pensiones)	61,867,741,000.00	0.00	0.00	61,867,741,000.00	0.00	61,867,741,000.00	6,491,764,203.00	57,840,836,366.00	93.49	6,491,764,203.00	57,840,836,366.00	93.49
3-01-003-13	Sentencias y conciliaciones	1,000,000,000.00	0.00	2,071,298,554.00	3,071,298,554.00	0.00	3,071,298,554.00	118,191,084.00	371,918,286.00	12.11	132,521,509.00	371,918,286.00	12.11
3-01-003-13-01	Fallos Nacionales	1,000,000,000.00	0.00	2,071,298,554.00	3,071,298,554.00	0.00	3,071,298,554.00	118,191,084.00	371,918,286.00	12.11	132,521,509.00	371,918,286.00	12.11
3-01-003-13-01-01	Sentencias	1,000,000,000.00	0.00	2,071,298,554.00	3,071,298,554.00	0.00	3,071,298,554.00	118,191,084.00	371,918,286.00	12.11	132,521,509.00	371,918,286.00	12.11
3-01-003-13-01-01-0001	Sentencias, conciliaciones y reclamaciones en el marco de actividades de extensión.	1,000,000,000.00	0.00	2,071,298,554.00	3,071,298,554.00	0.00	3,071,298,554.00	118,191,084.00	371,918,286.00	12.11	132,521,509.00	371,918,286.00	12.11
3-01-003-13-01-01-0001-00	Sentencias	1,000,000,000.00	0.00	2,071,298,554.00	3,071,298,554.00	0.00	3,071,298,554.00	118,191,084.00	371,918,286.00	12.11	132,521,509.00	371,918,286.00	12.11
3-01-007	Disminución de pasivos	3,041,784,000.00	0.00	1,443,943,024.00	4,485,727,024.00	0.00	4,485,727,024.00	22,050,395.00	1,179,042,991.00	26.28	45,049,395.00	1,161,753,991.00	25.90
3-01-007-01	Cesantías	3,041,784,000.00	0.00	1,443,943,024.00	4,485,727,024.00	0.00	4,485,727,024.00	22,050,395.00	1,179,042,991.00	26.28	45,049,395.00	1,161,753,991.00	25.90
3-01-007-01-01	Cesantías definitivas	1,444,097,000.00	0.00	1,335,435,702.00	2,779,532,702.00	0.00	2,779,532,702.00	4,761,395.00	1,007,495,169.00	36.25	4,761,395.00	1,007,495,169.00	36.25
3-01-007-01-01-00	Cesantías definitivas	1,444,097,000.00	0.00	1,335,435,702.00	2,779,532,702.00	0.00	2,779,532,702.00	4,761,395.00	1,007,495,169.00	36.25	4,761,395.00	1,007,495,169.00	36.25

**SISTEMA DE PRESUPUESTO**  
**EJECUCION PRESUPUESTO**  
**INFORME DE EJECUCION DEL PRESUPUESTO DE GASTOS E INVERSIONES**

  
**29-08-2025**  
**10:19**

ENTIDAD: <b>230 - UNIVERSIDAD DISTRITAL FRANCISCO JOSE DE CALDAS</b>		MES: <b>AGOSTO</b>											
UNIDAD EJECUTORA: <b>01 - RECTOR</b>		VIGENCIA FISCAL: <b>2025</b>											
RUBRO PRESUPUESTAL		APROPIACION						TOTAL COMPROMISOS		EJECUC. PRESUP.	AUTORIZACION DE GIRO		EJEC. AUT. GIRO %
CODIGO 1	NOMBRE 2	INICIAL 3	MODIFICACIONES		VIGENTE 6=(3+5)	SUSPENSION 7	DISPONIBLE 8=(6-7)	MES 9	ACUMULADO 10	(11=10/8)	AUTORIZACION DE GIRO		(14=13/8)
			MES 4	ACUMULADO 5							MES 12	ACUMULADO 13	
3-01-007-01-01-00-0000	Cesantías definitivas	1,444,097,000.00	0.00	1,335,435,702.00	2,779,532,702.00	0.00	2,779,532,702.00	4,761,395.00	1,007,495,169.00	36.25	4,761,395.00	1,007,495,169.00	36.25
3-01-007-01-01-00-0000-00	Cesantías definitivas	1,444,097,000.00	0.00	1,335,435,702.00	2,779,532,702.00	0.00	2,779,532,702.00	4,761,395.00	1,007,495,169.00	36.25	4,761,395.00	1,007,495,169.00	36.25
3-01-007-01-02	Cesantías parciales	1,597,687,000.00	0.00	108,507,322.00	1,706,194,322.00	0.00	1,706,194,322.00	17,289,000.00	171,547,822.00	10.05	40,288,000.00	154,258,822.00	9.04
3-01-007-01-02-00	Cesantías parciales	1,597,687,000.00	0.00	108,507,322.00	1,706,194,322.00	0.00	1,706,194,322.00	17,289,000.00	171,547,822.00	10.05	40,288,000.00	154,258,822.00	9.04
3-01-007-01-02-00-0000	Cesantías parciales	1,597,687,000.00	0.00	108,507,322.00	1,706,194,322.00	0.00	1,706,194,322.00	17,289,000.00	171,547,822.00	10.05	40,288,000.00	154,258,822.00	9.04
3-01-007-01-02-00-0000-00	Cesantías parciales	1,597,687,000.00	0.00	108,507,322.00	1,706,194,322.00	0.00	1,706,194,322.00	17,289,000.00	171,547,822.00	10.05	40,288,000.00	154,258,822.00	9.04
3-01-008	Gastos por tributos, tasas, contribuciones, multas, sanciones e intereses de mora	848,561,000.00	0.00	-76,107,276.00	772,453,724.00	0.00	772,453,724.00	0.00	737,472,216.00	95.47	0.00	737,472,216.00	95.47
3-01-008-01	Impuestos	848,561,000.00	0.00	-76,107,276.00	772,453,724.00	0.00	772,453,724.00	0.00	737,472,216.00	95.47	0.00	737,472,216.00	95.47
3-01-008-01-05	Impuesto al patrimonio	848,561,000.00	0.00	-76,107,276.00	772,453,724.00	0.00	772,453,724.00	0.00	737,472,216.00	95.47	0.00	737,472,216.00	95.47
3-01-008-01-05-01	Impuesto sobre vehiculos automotores	398,000.00	0.00	1,510,000.00	1,908,000.00	0.00	1,908,000.00	0.00	1,813,000.00	95.02	0.00	1,813,000.00	95.02
3-01-008-01-05-01-0000	Impuesto sobre vehiculos automotores	398,000.00	0.00	1,510,000.00	1,908,000.00	0.00	1,908,000.00	0.00	1,813,000.00	95.02	0.00	1,813,000.00	95.02
3-01-008-01-05-01-0000-00	Impuesto sobre vehiculos automotores	398,000.00	0.00	1,510,000.00	1,908,000.00	0.00	1,908,000.00	0.00	1,813,000.00	95.02	0.00	1,813,000.00	95.02
3-01-008-01-05-02	Impuesto predial unificado	848,163,000.00	0.00	-77,617,276.00	770,545,724.00	0.00	770,545,724.00	0.00	735,659,216.00	95.47	0.00	735,659,216.00	95.47
3-01-008-01-05-02-0000	Impuesto predial unificado	848,163,000.00	0.00	-77,617,276.00	770,545,724.00	0.00	770,545,724.00	0.00	735,659,216.00	95.47	0.00	735,659,216.00	95.47
3-01-008-01-05-02-0000-00	Impuesto predial unificado	848,163,000.00	0.00	-77,617,276.00	770,545,724.00	0.00	770,545,724.00	0.00	735,659,216.00	95.47	0.00	735,659,216.00	95.47
3-03	INVERSIÓN	37,987,084,000.00	0.00	11,954,236,809.00	49,941,320,809.00	0.00	49,941,320,809.00	6,941,219,921.00	26,165,174,999.00	52.39	2,411,740,347.00	8,818,005,357.00	17.66
3-03-001	DIRECTA	37,757,084,000.00	0.00	11,434,236,809.00	49,191,320,809.00	0.00	49,191,320,809.00	6,941,219,921.00	26,165,174,999.00	53.19	2,411,740,347.00	8,818,005,357.00	17.93
3-03-001-17	BOGOTÁ CAMINA SEGURA	37,757,084,000.00	0.00	11,434,236,809.00	49,191,320,809.00	0.00	49,191,320,809.00	6,941,219,921.00	26,165,174,999.00	53.19	2,411,740,347.00	8,818,005,357.00	17.93
3-03-001-17-22	*Objetivo estratégico 03. Bogotá confía en su	37,757,084,000.00	0.00	11,434,236,809.00	49,191,320,809.00	0.00	49,191,320,809.00	6,941,219,921.00	26,165,174,999.00	53.19	2,411,740,347.00	8,818,005,357.00	17.93
3-03-001-17-22-02	Programa 17. Formación para el trabajo y acceso a oportunidades educativas	37,757,084,000.00	0.00	11,434,236,809.00	49,191,320,809.00	0.00	49,191,320,809.00	6,941,219,921.00	26,165,174,999.00	53.19	2,411,740,347.00	8,818,005,357.00	17.93




**SISTEMA DE PRESUPUESTO**  
**EJECUCION PRESUPUESTO**  
**INFORME DE EJECUCION DEL PRESUPUESTO DE GASTOS E INVERSIONES**

29-08-2025

10:19

ENTIDAD:		230 - UNIVERSIDAD DISTRITAL FRANCISCO JOSE DE CALDAS							MES:		AGOSTO			
UNIDAD EJECUTORA:		01 - RECTOR							VIGENCIA FISCAL:		2025			
RUBRO PRESUPUESTAL		APROPIACION						TOTAL COMPROMISOS		EJECUC. PRESUP.	AUTORIZACION DE GIRO		EJEC. AUT. GIRO %	
CODIGO 1	NOMBRE 2	INICIAL 3	MODIFICACIONES		VIGENTE 6=(3+5)	SUSPENSION 7	DISPONIBLE 8=(6-7)	MES 9	ACUMULADO 10	(11=10/8)	AUTORIZACION DE GIRO		(14=13/8)	
			MES 4	ACUMULADO 5							MES 12	ACUMULADO 13		
3-03-001-17-22-02-2024	Programa 17. Formación para el trabajo y acceso a oportunidades educativas.	37,757,084,000.00	0.00	11,434,236,809.00	49,191,320,809.00	0.00	49,191,320,809.00	6,941,219,921.00	26,165,174,999.00	53.19	2,411,740,347.00	8,818,005,357.00	17.93	
3-03-001-17-22-02-2024-02	Desarrollo y modernización de los pro	0.00	0.00	318,321,070.00	318,321,070.00	0.00	318,321,070.00	14,296,060.00	199,696,660.00	62.73	0.00	0.00	0.00	
3-03-001-17-22-02-2024-02	Ampliación y Mejoramiento de la infrae	13,676,348,000.00	0.00	1,150,336,706.00	14,826,684,706.00	0.00	14,826,684,706.00	1,425,195,741.00	3,972,163,815.00	26.79	933,564,156.00	1,112,986,330.00	7.51	
3-03-001-17-22-02-2024-02	Fortalecimiento de estrategias para dis	1,500,000,000.00	0.00	0.00	1,500,000,000.00	0.00	1,500,000,000.00	0.00	1,097,312,881.00	73.15	71,871,905.00	516,706,232.00	34.45	
3-03-001-17-22-02-2024-02	Fortalecimiento de las capacidades de	5,739,755,000.00	0.00	0.00	5,739,755,000.00	0.00	5,739,755,000.00	306,112,400.00	4,056,312,479.00	70.67	500,525,720.00	2,532,442,362.00	44.12	
3-03-001-17-22-02-2024-02	Incremento del acceso y el impacto so	2,477,251,000.00	0.00	7,259,000.00	2,484,510,000.00	0.00	2,484,510,000.00	114,188,204.00	1,475,417,495.00	59.38	133,492,064.00	780,658,635.00	31.42	
3-03-001-17-22-02-2024-02	Fortalecimiento del uso y apropiación	488,766,000.00	0.00	693,240,010.00	1,182,006,010.00	0.00	1,182,006,010.00	0.00	1,092,299,183.00	92.41	152,742,414.00	357,095,239.00	30.21	
3-03-001-17-22-02-2024-02	Fortalecimiento de la capacidad para l	7,073,869,000.00	0.00	7,070,319,631.00	14,144,188,631.00	0.00	14,144,188,631.00	5,052,388,093.00	7,631,034,923.00	53.95	12,408,627.00	257,107,345.00	1.82	
3-03-001-17-22-02-2024-02	Fortalecimiento de los componentes te	5,113,564,000.00	0.00	377,056,600.00	5,490,620,600.00	0.00	5,490,620,600.00	29,039,423.00	4,197,856,527.00	76.46	280,665,490.00	1,122,011,017.00	20.44	
3-03-001-17-22-02-2024-02	Fortalecimiento de las líneas de servic	1,687,531,000.00	0.00	1,817,703,792.00	3,505,234,792.00	0.00	3,505,234,792.00	0.00	2,443,081,036.00	69.70	326,469,971.00	2,138,998,197.00	61.02	
3-03-003	TRANSFERENCIAS CORRIENTES	230,000,000.00	0.00	520,000,000.00	750,000,000.00	0.00	750,000,000.00	0.00	0.00	0.00	0.00	0.00	0.00	
3-03-003-05	A ENTIDADES DEL GOBIERNO	230,000,000.00	0.00	520,000,000.00	750,000,000.00	0.00	750,000,000.00	0.00	0.00	0.00	0.00	0.00	0.00	
3-03-003-05-09	A OTRAS ENTIDADES DEL GOBIERNO GENERAL	230,000,000.00	0.00	520,000,000.00	750,000,000.00	0.00	750,000,000.00	0.00	0.00	0.00	0.00	0.00	0.00	
3-03-003-05-09-54	A ESTABLECIMIENTOS PUBLICOS Y UNIDADES ADMINISTRATIVAS ESPECIALES	230,000,000.00	0.00	520,000,000.00	750,000,000.00	0.00	750,000,000.00	0.00	0.00	0.00	0.00	0.00	0.00	
3-03-003-05-09-54-0022	OTROS ORGANISMOS	230,000,000.00	0.00	520,000,000.00	750,000,000.00	0.00	750,000,000.00	0.00	0.00	0.00	0.00	0.00	0.00	
3-03-003-05-09-54-0022-01	Préstamos Ordinarios Administrativos	30,000,000.00	0.00	20,000,000.00	50,000,000.00	0.00	50,000,000.00	0.00	0.00	0.00	0.00	0.00	0.00	
3-03-003-05-09-54-0022-02	Vivienda Administrativos	200,000,000.00	0.00	500,000,000.00	700,000,000.00	0.00	700,000,000.00	0.00	0.00	0.00	0.00	0.00	0.00	

  
 RESPONSABLE DEL PRESUPUESTO

  
 ORDENADOR DEL GASTO