

SISTEMA DE PRESUPUESTO
EJECUCION PRESUPUESTO
INFORME DE EJECUCION DEL PRESUPUESTO DE GASTOS E INVERSIONES



02-10-2025
04:16

ENTIDAD: 230 - UNIVERSIDAD DISTRITAL FRANCISCO JOSE DE CALDAS		MES: SEPTIEMBRE											
UNIDAD EJECUTORA: 01 - RECTOR		VIGENCIA FISCAL: 2025											
RUBRO PRESUPUESTAL		APROPIACION						TOTAL COMPROMISOS		EJECUC. PRESUP.	AUTORIZACION DE GIRO		EJEC. AUT. GIRO %
CODIGO 1	NOMBRE 2	INICIAL 3	MODIFICACIONES		VIGENTE 6=(3+5)	SUSPENSION 7	DISPONIBLE 8=(6-7)	MES 9	ACUMULADO 10	(11=10/8)	MES 12	ACUMULADO 13	(14=13/8)
			MES 4	ACUMULADO 5									
3	GASTOS	517,073,579,000.00	63,985,863,205.00	95,021,373,944.00	612,094,952,944.00	0.00	612,094,952,944.00	33,673,251,357.00	419,978,614,852.00	68.61	42,867,626,095.00	338,982,321,692.00	55.38
3-01	Funcionamiento	479,086,495,000.00	58,660,649,205.00	77,741,923,135.00	556,828,418,135.00	0.00	556,828,418,135.00	30,689,430,627.00	390,829,619,123.00	70.19	40,861,488,942.00	328,158,179,182.00	58.93
3-01-001	Gastos de personal	294,054,248,000.00	4,857,208,590.00	13,922,741,919.00	307,976,989,919.00	0.00	307,976,989,919.00	17,937,396,817.00	214,424,855,719.00	69.62	24,210,055,407.00	187,113,788,816.00	60.76
3-01-001-01	Planta de personal permanente	220,530,664,000.00	0.00	-5,309,289,083.00	215,221,374,917.00	0.00	215,221,374,917.00	13,977,664,358.00	138,142,825,197.00	64.19	14,077,500,475.00	133,651,369,775.00	62.10
3-01-001-01-01	Factores constitutivos de salario	168,599,739,000.00	0.00	-4,110,607,059.00	164,489,131,941.00	0.00	164,489,131,941.00	10,290,876,106.00	104,944,589,867.00	63.80	10,387,324,969.00	100,471,013,602.00	61.08
3-01-001-01-01-11	Sueldo básico	120,951,300,000.00	0.00	-4,363,115,530.00	116,588,184,470.00	0.00	116,588,184,470.00	9,016,117,568.00	80,955,661,122.00	69.44	9,068,375,952.00	80,953,743,613.00	69.44
3-01-001-01-01-11-0001	Sueldo Básico Administrativos	16,199,300,000.00	0.00	-1,431,303,533.00	14,767,996,467.00	0.00	14,767,996,467.00	1,178,483,150.00	9,904,345,005.00	67.07	1,182,619,020.00	9,904,345,005.00	67.07
3-01-001-01-01-11-0001-00	Sueldo Básico Administrativos	16,199,300,000.00	0.00	-1,431,303,533.00	14,767,996,467.00	0.00	14,767,996,467.00	1,178,483,150.00	9,904,345,005.00	67.07	1,182,619,020.00	9,904,345,005.00	67.07
3-01-001-01-01-11-0002	Sueldo Básico Docentes	103,229,500,000.00	0.00	-3,015,494,326.00	100,214,005,674.00	0.00	100,214,005,674.00	7,721,134,003.00	69,939,910,037.00	69.79	7,769,256,517.00	69,937,992,528.00	69.79
3-01-001-01-01-11-0002-00	Sueldo Básico Docentes	103,229,500,000.00	0.00	-3,015,494,326.00	100,214,005,674.00	0.00	100,214,005,674.00	7,721,134,003.00	69,939,910,037.00	69.79	7,769,256,517.00	69,937,992,528.00	69.79
3-01-001-01-01-11-0003	Sueldo Trabajadores Oficiales	1,522,500,000.00	0.00	83,682,329.00	1,606,182,329.00	0.00	1,606,182,329.00	116,500,415.00	1,111,406,080.00	69.20	116,500,415.00	1,111,406,080.00	69.20
3-01-001-01-01-11-0003-00	Sueldo Trabajadores Oficiales	1,522,500,000.00	0.00	83,682,329.00	1,606,182,329.00	0.00	1,606,182,329.00	116,500,415.00	1,111,406,080.00	69.20	116,500,415.00	1,111,406,080.00	69.20
3-01-001-01-01-11-0003-00	Horas extras, dominicales, festivos y recargos	184,100,000.00	0.00	11,083,725.00	195,183,725.00	0.00	195,183,725.00	10,563,441.00	144,199,545.00	73.88	10,563,441.00	144,199,545.00	73.88
3-01-001-01-01-12-0001	Horas Extras, Dominicales, Festivos, Administrativos	184,100,000.00	0.00	11,083,725.00	195,183,725.00	0.00	195,183,725.00	10,563,441.00	144,199,545.00	73.88	10,563,441.00	144,199,545.00	73.88
3-01-001-01-01-12-0001-00	Horas Extras, Dominicales, Festivos, Administrativos	184,100,000.00	0.00	11,083,725.00	195,183,725.00	0.00	195,183,725.00	10,563,441.00	144,199,545.00	73.88	10,563,441.00	144,199,545.00	73.88
3-01-001-01-01-13	Gastos de representación	805,700,000.00	0.00	-85,735,811.00	719,964,189.00	0.00	719,964,189.00	44,959,098.00	496,272,104.00	68.93	44,959,098.00	496,272,104.00	68.93
3-01-001-01-01-13-0001	Gastos de Representación Administrativos	805,700,000.00	0.00	-85,735,811.00	719,964,189.00	0.00	719,964,189.00	44,959,098.00	496,272,104.00	68.93	44,959,098.00	496,272,104.00	68.93
3-01-001-01-01-13-0001-00	Gastos de Representación Administrativos	805,700,000.00	0.00	-85,735,811.00	719,964,189.00	0.00	719,964,189.00	44,959,098.00	496,272,104.00	68.93	44,959,098.00	496,272,104.00	68.93
3-01-001-01-01-14	Subsidio de alimentación	85,300,000.00	0.00	4,422,203.00	89,722,203.00	0.00	89,722,203.00	6,407,449.00	63,079,763.00	70.31	6,407,449.00	63,079,763.00	70.31
3-01-001-01-01-14-0000	Subsidio de alimentación	85,300,000.00	0.00	4,422,203.00	89,722,203.00	0.00	89,722,203.00	6,407,449.00	63,079,763.00	70.31	6,407,449.00	63,079,763.00	70.31
3-01-001-01-01-14-0000-00	Subsidio de alimentación	85,300,000.00	0.00	4,422,203.00	89,722,203.00	0.00	89,722,203.00	6,407,449.00	63,079,763.00	70.31	6,407,449.00	63,079,763.00	70.31
3-01-001-01-01-15	Auxilio de transporte	82,600,000.00	0.00	3,690,088.00	86,290,088.00	0.00	86,290,088.00	6,162,347.00	60,666,794.00	70.31	6,162,347.00	60,666,794.00	70.31
3-01-001-01-01-15-0000	Auxilio de transporte	82,600,000.00	0.00	3,690,088.00	86,290,088.00	0.00	86,290,088.00	6,162,347.00	60,666,794.00	70.31	6,162,347.00	60,666,794.00	70.31
3-01-001-01-01-15-0000-00	Auxilio de transporte	82,600,000.00	0.00	3,690,088.00	86,290,088.00	0.00	86,290,088.00	6,162,347.00	60,666,794.00	70.31	6,162,347.00	60,666,794.00	70.31
3-01-001-01-01-17	Bonificación por servicios prestados	3,526,400,000.00	0.00	13,536,392.00	3,539,936,392.00	0.00	3,539,936,392.00	690,265,159.00	2,763,849,436.00	78.08	693,458,861.00	2,763,849,436.00	78.08
3-01-001-01-01-17-0001	Bonificación por Servicios Prestados Administrativos	515,500,000.00	0.00	13,536,392.00	529,036,392.00	0.00	529,036,392.00	63,822,943.00	313,699,984.00	59.30	63,822,943.00	313,699,984.00	59.30
3-01-001-01-01-17-0001-00	Bonificación por Servicios Prestados Administrativos	515,500,000.00	0.00	13,536,392.00	529,036,392.00	0.00	529,036,392.00	63,822,943.00	313,699,984.00	59.30	63,822,943.00	313,699,984.00	59.30



SISTEMA DE PRESUPUESTO
EJECUCION PRESUPUESTO
INFORME DE EJECUCION DEL PRESUPUESTO DE GASTOS E INVERSIONES

02-10-2025
04:16

ENTIDAD: 230 - UNIVERSIDAD DISTRITAL FRANCISCO JOSE DE CALDAS										MES: SEPTIEMBRE			
UNIDAD EJECUTORA: 01 - RECTOR										VIGENCIA FISCAL: 2025			
RUBRO PRESUPUESTAL		APROPIACION						TOTAL COMPROMISOS		EJECUC. PRESUP.	AUTORIZACION DE GIRO		EJEC. AUT. GIRO %
CODIGO 1	NOMBRE 2	INICIAL 3	MODIFICACIONES		VIGENTE 6=(3+5)	SUSPENSION 7	DISPONIBLE 8=(6-7)	MES 9	ACUMULADO 10	(11=10/8)	AUTORIZACION DE GIRO		(14=13/8)
			MES 4	ACUMULADO 5							MES 12	ACUMULADO 13	
3-01-001-01-01-17-0002	Bonificación por Servicios Prestados Docentes	3,010,900,000.00	0.00	0.00	3,010,900,000.00	0.00	3,010,900,000.00	626,442,216.00	2,450,149,452.00	81.38	629,635,918.00	2,450,149,452.00	81.38
3-01-001-01-01-17-0002-00	Bonificación por Servicios Prestados C	3,010,900,000.00	0.00	0.00	3,010,900,000.00	0.00	3,010,900,000.00	626,442,216.00	2,450,149,452.00	81.38	629,635,918.00	2,450,149,452.00	81.38
3-01-001-01-01-18	Prestaciones sociales	20,060,100,000.00	0.00	191,539,769.00	20,251,639,769.00	0.00	20,251,639,769.00	73,198,061.00	312,829,593.00	1.54	96,359,032.00	303,681,545.00	1.50
3-01-001-01-01-18-0001	Prima de navidad	12,509,200,000.00	0.00	91,795,768.00	12,600,995,768.00	0.00	12,600,995,768.00	12,083,814.00	72,809,312.00	0.58	24,549,290.00	71,688,086.00	0.57
3-01-001-01-01-18-0001-01	Prima de Navidad Administrativos	2,104,500,000.00	0.00	27,344,451.00	2,131,844,451.00	0.00	2,131,844,451.00	10,865,156.00	42,144,984.00	1.98	12,334,980.00	42,144,984.00	1.98
3-01-001-01-01-18-0001-02	Prima de Navidad Docentes	10,107,200,000.00	0.00	14,879,272.00	10,122,079,272.00	0.00	10,122,079,272.00	1,218,658.00	30,664,328.00	0.30	12,214,310.00	29,543,102.00	0.29
3-01-001-01-01-18-0001-03	Prima de Navidad Trabajadores Oficial	297,500,000.00	0.00	49,572,045.00	347,072,045.00	0.00	347,072,045.00	0.00	0.00	0.00	0.00	0.00	0.00
3-01-001-01-01-18-0002	Prima de vacaciones	7,550,900,000.00	0.00	99,744,001.00	7,650,644,001.00	0.00	7,650,644,001.00	61,114,247.00	240,020,281.00	3.14	71,809,742.00	231,993,459.00	3.03
3-01-001-01-01-18-0002-01	Prima de Vacaciones Administrativos	1,010,200,000.00	0.00	31,433,000.00	1,041,633,000.00	0.00	1,041,633,000.00	35,279,851.00	108,011,391.00	10.37	36,219,821.00	108,011,391.00	10.37
3-01-001-01-01-18-0002-02	Prima de Vacaciones Docentes	6,336,200,000.00	0.00	16,574,045.00	6,352,774,045.00	0.00	6,352,774,045.00	16,788,575.00	75,714,825.00	1.19	26,544,100.00	67,688,003.00	1.07
3-01-001-01-01-18-0002-03	Prima de Vacaciones Trabajadores Of	204,500,000.00	0.00	51,736,956.00	256,236,956.00	0.00	256,236,956.00	9,045,821.00	56,294,065.00	21.97	9,045,821.00	56,294,065.00	21.97
3-01-001-01-01-19	Prima técnica salarial	3,612,600,000.00	0.00	-170,745,885.00	3,441,854,115.00	0.00	3,441,854,115.00	265,831,581.00	2,412,189,753.00	70.08	265,831,581.00	2,412,189,753.00	70.08
3-01-001-01-01-19-0001	Prima Técnica Administrativos	3,612,600,000.00	0.00	-170,745,885.00	3,441,854,115.00	0.00	3,441,854,115.00	265,831,581.00	2,412,189,753.00	70.08	265,831,581.00	2,412,189,753.00	70.08
3-01-001-01-01-19-0001-00	Prima Técnica Administrativos	3,612,600,000.00	0.00	-170,745,885.00	3,441,854,115.00	0.00	3,441,854,115.00	265,831,581.00	2,412,189,753.00	70.08	265,831,581.00	2,412,189,753.00	70.08
3-01-001-01-01-22	Factores salariales especiales	862,100,000.00	0.00	124,246,281.00	986,346,281.00	0.00	986,346,281.00	62,927,848.00	610,043,475.00	61.85	62,927,848.00	610,043,475.00	61.85
3-01-001-01-01-22-0012	Prima de antigüedad	862,100,000.00	0.00	124,246,281.00	986,346,281.00	0.00	986,346,281.00	62,927,848.00	610,043,475.00	61.85	62,927,848.00	610,043,475.00	61.85
3-01-001-01-01-22-0012-01	Prima de Antigüedad Administrativos	667,000,000.00	0.00	121,613,919.00	788,613,919.00	0.00	788,613,919.00	49,431,136.00	478,073,395.00	60.62	49,431,136.00	478,073,395.00	60.62
3-01-001-01-01-22-0012-02	Prima de Antigüedad Trabajadores Ofi	195,100,000.00	0.00	2,632,362.00	197,732,362.00	0.00	197,732,362.00	13,496,712.00	131,970,080.00	66.74	13,496,712.00	131,970,080.00	66.74
3-01-001-01-01-24	Prima semestral	9,968,525,000.00	0.00	131,589,249.00	10,100,114,249.00	0.00	10,100,114,249.00	47,611,320.00	9,597,349,611.00	95.02	65,447,126.00	9,590,416,429.00	94.95
3-01-001-01-01-24-0001	Prima Semestral Administrativos	9,968,525,000.00	0.00	131,589,249.00	10,100,114,249.00	0.00	10,100,114,249.00	47,611,320.00	9,597,349,611.00	95.02	65,447,126.00	9,590,416,429.00	94.95
3-01-001-01-01-24-0001-01	Prima Semestral Administrativos	1,596,153,000.00	0.00	275,474,507.00	1,871,627,507.00	0.00	1,871,627,507.00	29,571,148.00	1,679,424,943.00	89.73	34,346,489.00	1,679,424,943.00	89.73
3-01-001-01-01-24-0001-02	Prima Semetral Docentes	8,152,872,000.00	0.00	-190,172,119.00	7,962,699,881.00	0.00	7,962,699,881.00	18,040,172.00	7,682,152,807.00	96.48	31,100,637.00	7,675,219,625.00	96.39
3-01-001-01-01-24-0001-03	Prima Semestral Trabajadores Oficiales	219,500,000.00	0.00	46,286,861.00	265,786,861.00	0.00	265,786,861.00	0.00	235,771,861.00	88.71	0.00	235,771,861.00	88.71
3-01-001-01-01-25	Beneficios convencionales	8,461,014,000.00	0.00	28,882,460.00	8,489,896,460.00	0.00	8,489,896,460.00	66,832,234.00	7,528,448,671.00	88.68	66,832,234.00	3,072,871,145.00	36.19

SISTEMA DE PRESUPUESTO
EJECUCION PRESUPUESTO
INFORME DE EJECUCION DEL PRESUPUESTO DE GASTOS E INVERSIONES

AS 02-10-2025
04:16

ENTIDAD: 230 - UNIVERSIDAD DISTRITAL FRANCISCO JOSE DE CALDAS		MES: SEPTIEMBRE											
UNIDAD EJECUTORA: 01 - RECTOR		VIGENCIA FISCAL: 2025											
RUBRO PRESUPUESTAL		APROPIACION						TOTAL COMPROMISOS		EJECUC. PRESUP.	AUTORIZACION DE GIRO		EJEC. AUT. GIRO %
CODIGO 1	NOMBRE 2	INICIAL 3	MODIFICACIONES		VIGENTE 6=(3+5)	SUSPENSION 7	DISPONIBLE 8=(6-7)	MES 9	ACUMULADO 10	(11=10/8)	MES 12	ACUMULADO 13	(14=13/8)
			MES 4	ACUMULADO 5									
3-01-001-01-01-25-0099	Beneficios convencionales	8,461,014,000.00	0.00	28,882,460.00	8,489,896,460.00	0.00	8,489,896,460.00	66,832,234.00	7,528,448,671.00	88.68	66,832,234.00	3,072,871,145.00	36.19
3-01-001-01-01-25-0099-02	Aportes Convención Colectiva de Trab	104,617,000.00	0.00	-524,561.00	104,092,439.00	0.00	104,092,439.00	0.00	104,092,439.00	100.00	0.00	104,092,439.00	100.00
3-01-001-01-01-25-0099-03	Aportes Organizaciones Sindicales - A	593,164,000.00	0.00	96,823,500.00	689,987,500.00	0.00	689,987,500.00	0.00	462,637,500.00	67.05	0.00	462,637,500.00	67.05
3-01-001-01-01-25-0099-04	Subsidio Familiar	363,600,000.00	0.00	8,677,283.00	372,277,283.00	0.00	372,277,283.00	30,706,331.00	247,714,704.00	66.54	30,706,331.00	247,714,704.00	66.54
3-01-001-01-01-25-0099-05	Plan de Salud Trabajadores Oficiales	45,402,000.00	0.00	-3,753,446.00	41,648,554.00	0.00	41,648,554.00	0.00	41,648,554.00	100.00	0.00	11,085,683.00	26.62
3-01-001-01-01-25-0099-06	Plan de Salud de Pensionados	6,048,902,000.00	0.00	-48,127,206.00	6,000,774,794.00	0.00	6,000,774,794.00	0.00	6,000,774,794.00	100.00	0.00	1,575,760,139.00	26.26
3-01-001-01-01-25-0099-07	Subsidio libros pensionados	221,300,000.00	0.00	-14,811,101.00	206,488,899.00	0.00	206,488,899.00	8,528,984.00	115,141,284.00	55.76	8,528,984.00	115,141,284.00	55.76
3-01-001-01-01-25-0099-08	Subsidio familiar pensionados	269,300,000.00	0.00	32,763,754.00	302,063,754.00	0.00	302,063,754.00	17,967,926.00	192,016,243.00	63.57	17,967,926.00	192,016,243.00	63.57
3-01-001-01-01-25-0099-09	Educación Libros Convención Colectiv	145,800,000.00	0.00	-12,401,679.00	133,398,321.00	0.00	133,398,321.00	4,264,492.00	90,031,108.00	67.49	4,264,492.00	90,031,108.00	67.49
3-01-001-01-01-25-0099-10	Defunción y Matrimonio Personal adm	163,987,000.00	0.00	-44,572,584.00	119,414,416.00	0.00	119,414,416.00	0.00	50,664,380.00	42.43	0.00	50,664,380.00	42.43
3-01-001-01-01-25-0099-11	Convención Colectiva y Mesas de Diál	218,325,000.00	0.00	0.00	218,325,000.00	0.00	218,325,000.00	0.00	114,394,525.00	52.40	0.00	114,394,525.00	52.40
3-01-001-01-01-25-0099-12	Auxilios e Incentivos Acuerdos de Neg	286,617,000.00	0.00	14,808,500.00	301,425,500.00	0.00	301,425,500.00	5,364,501.00	109,333,140.00	36.27	5,364,501.00	109,333,140.00	36.27
3-01-001-01-02	Contribuciones inherentes a la nómina	51,239,425,000.00	0.00	-1,164,989,805.00	50,074,435,195.00	0.00	50,074,435,195.00	3,669,880,899.00	33,049,343,828.00	66.00	3,673,111,441.00	33,031,464,671.00	65.96
3-01-001-01-02-01	Aportes a la seguridad social en pensiones	15,593,300,000.00	0.00	-738,121,876.00	14,855,178,124.00	0.00	14,855,178,124.00	1,545,810,650.00	9,094,610,550.00	61.22	1,545,810,650.00	9,094,610,550.00	61.22
3-01-001-01-02-01-0001	Aportes a la seguridad social en pensiones públicas	13,646,900,000.00	0.00	-779,364,096.00	12,867,535,904.00	0.00	12,867,535,904.00	1,394,585,225.00	8,144,842,375.00	63.30	1,394,585,225.00	8,144,842,375.00	63.30
3-01-001-01-02-01-0001-01	Pensiones Públicas Administrativos	2,242,400,000.00	0.00	-282,983,103.00	1,959,416,897.00	0.00	1,959,416,897.00	198,601,050.00	1,218,033,225.00	62.16	198,601,050.00	1,218,033,225.00	62.16
3-01-001-01-02-01-0001-02	Pensiones Públicas Docentes	11,219,000,000.00	0.00	-517,011,918.00	10,701,988,082.00	0.00	10,701,988,082.00	1,181,203,475.00	6,806,948,350.00	63.60	1,181,203,475.00	6,806,948,350.00	63.60
3-01-001-01-02-01-0001-03	Pensiones Públicas Trabajadores Ofic	185,500,000.00	0.00	20,630,925.00	206,130,925.00	0.00	206,130,925.00	14,780,700.00	119,860,800.00	58.15	14,780,700.00	119,860,800.00	58.15
3-01-001-01-02-01-0002	Aportes a la seguridad social en pensiones privadas	1,946,400,000.00	0.00	41,242,220.00	1,987,642,220.00	0.00	1,987,642,220.00	151,225,425.00	949,768,175.00	47.78	151,225,425.00	949,768,175.00	47.78
3-01-001-01-02-01-0002-01	Pensiones Privadas Administrativos	395,800,000.00	0.00	40,509,950.00	436,309,950.00	0.00	436,309,950.00	41,108,475.00	221,233,200.00	50.71	41,108,475.00	221,233,200.00	50.71
3-01-001-01-02-01-0002-02	Pensiones Privadas Docentes	1,529,900,000.00	0.00	-19,361,755.00	1,510,538,245.00	0.00	1,510,538,245.00	108,967,950.00	717,358,550.00	47.49	108,967,950.00	717,358,550.00	47.49
3-01-001-01-02-01-0002-03	Pensiones Privadas Trabajadores Ofic	20,700,000.00	0.00	20,094,025.00	40,794,025.00	0.00	40,794,025.00	1,149,000.00	11,176,425.00	27.40	1,149,000.00	11,176,425.00	27.40
3-01-001-01-02-02	Aportes a la seguridad social en salud	11,045,200,000.00	0.00	-344,426,681.00	10,700,773,319.00	0.00	10,700,773,319.00	1,094,809,204.00	6,440,658,144.00	60.19	1,094,809,204.00	6,440,658,144.00	60.19
3-01-001-01-02-02-0002	Aportes a la seguridad social en salud privada	11,045,200,000.00	0.00	-344,426,681.00	10,700,773,319.00	0.00	10,700,773,319.00	1,094,809,204.00	6,440,658,144.00	60.19	1,094,809,204.00	6,440,658,144.00	60.19
3-01-001-01-02-02-0002-01	Salud Privada Administrativos	1,868,700,000.00	0.00	-199,838,316.00	1,668,861,684.00	0.00	1,668,861,684.00	169,794,096.00	1,019,449,336.00	61.09	169,794,096.00	1,019,449,336.00	61.09
3-01-001-01-02-02-0002-02	Salud Privada Docentes	9,030,500,000.00	0.00	-161,082,516.00	8,869,417,484.00	0.00	8,869,417,484.00	913,731,528.00	5,328,389,148.00	60.08	913,731,528.00	5,328,389,148.00	60.08
3-01-001-01-02-02-0002-03	Salud Privada Trabajadores Oficiales	146,000,000.00	0.00	16,494,151.00	162,494,151.00	0.00	162,494,151.00	11,283,580.00	92,819,660.00	57.12	11,283,580.00	92,819,660.00	57.12
3-01-001-01-02-03	Aportes de cesantías	12,551,325,000.00	0.00	290,676,227.00	12,842,001,227.00	0.00	12,842,001,227.00	29,588,645.00	11,117,751,634.00	86.57	32,819,187.00	11,099,872,477.00	86.43

AS

SISTEMA DE PRESUPUESTO
EJECUCION PRESUPUESTO
INFORME DE EJECUCION DEL PRESUPUESTO DE GASTOS E INVERSIONES

02-10-2025

04:16

ENTIDAD: 230 - UNIVERSIDAD DISTRITAL FRANCISCO JOSE DE CALDAS		MES: SEPTIEMBRE											
UNIDAD EJECUTORA: 01 - RECTOR		VIGENCIA FISCAL: 2025											
RUBRO PRESUPUESTAL		APROPIACION						TOTAL COMPROMISOS		EJECUC. PRESUP.	AUTORIZACION DE GIRO		EJEC. AUT.GIRO %
CODIGO 1	NOMBRE 2	INICIAL 3	MODIFICACIONES		VIGENTE 6=(3+5)	SUSPENSION 7	DISPONIBLE 8=(6-7)	MES 9	ACUMULADO 10	(11=10/8)	MES 12	ACUMULADO 13	(14=13/8)
			MES 4	ACUMULADO 5									
3-01-001-01-02-03-0001	Aportes de cesantías a fondos públicos	6,779,543,000.00	0.00	640,898,234.00	7,420,441,234.00	0.00	7,420,441,234.00	12,176,766.00	6,715,450,908.00	90.50	17,245,692.00	6,713,676,720.00	90.48
3-01-001-01-02-03-0001-01	Cesantías Fondos Públicos Administrativos	868,543,000.00	0.00	339,857,000.00	1,208,400,000.00	0.00	1,208,400,000.00	12,176,766.00	812,085,747.00	67.20	10,402,578.00	810,311,559.00	67.06
3-01-001-01-02-03-0001-02	Cesantías Fondos Públicos Docentes	5,803,200,000.00	0.00	262,041,234.00	6,065,241,234.00	0.00	6,065,241,234.00	0.00	5,818,641,876.00	95.93	6,843,114.00	5,818,641,876.00	95.93
3-01-001-01-02-03-0001-03	Cesantías Fondos Públicos Trabajado	107,800,000.00	0.00	39,000,000.00	146,800,000.00	0.00	146,800,000.00	0.00	84,723,285.00	57.71	0.00	84,723,285.00	57.71
3-01-001-01-02-03-0002	Aportes de cesantías a fondos privados	5,771,782,000.00	0.00	-350,222,007.00	5,421,559,993.00	0.00	5,421,559,993.00	17,411,879.00	4,402,300,726.00	81.20	15,573,495.00	4,386,195,757.00	80.90
3-01-001-01-02-03-0002-01	Cesantías Fondos Privados Administrativos	529,882,000.00	0.00	50,915,991.00	580,797,991.00	0.00	580,797,991.00	1,306,910.00	414,238,247.00	71.32	13,584,046.00	414,238,247.00	71.32
3-01-001-01-02-03-0002-02	Cesantías Fondos Privados Docentes	5,146,300,000.00	0.00	-476,681,241.00	4,669,618,759.00	0.00	4,669,618,759.00	16,104,969.00	3,846,919,236.00	82.38	1,989,449.00	3,830,814,267.00	82.04
3-01-001-01-02-03-0002-03	Cesantías Fondos Privados Trabajado	95,600,000.00	0.00	75,543,243.00	171,143,243.00	0.00	171,143,243.00	0.00	141,143,243.00	82.47	0.00	141,143,243.00	82.47
3-01-001-01-02-04	Aportes a cajas de compensación familiar	6,443,100,000.00	0.00	-126,664,150.00	6,316,435,850.00	0.00	6,316,435,850.00	535,607,100.00	3,444,910,800.00	54.54	535,607,100.00	3,444,910,800.00	54.54
3-01-001-01-02-04-0001	Compensar	6,443,100,000.00	0.00	-126,664,150.00	6,316,435,850.00	0.00	6,316,435,850.00	535,607,100.00	3,444,910,800.00	54.54	535,607,100.00	3,444,910,800.00	54.54
3-01-001-01-02-04-0001-01	Caja de Compensación Administrativo	1,089,700,000.00	0.00	-147,045,150.00	942,654,850.00	0.00	942,654,850.00	83,242,500.00	547,598,800.00	58.09	83,242,500.00	547,598,800.00	58.09
3-01-001-01-02-04-0001-02	Caja de Compensación Docentes	5,255,800,000.00	0.00	0.00	5,255,800,000.00	0.00	5,255,800,000.00	446,403,100.00	2,839,040,900.00	54.02	446,403,100.00	2,839,040,900.00	54.02
3-01-001-01-02-04-0001-03	Caja de Compensación Trabajadores (97,600,000.00	0.00	20,381,000.00	117,981,000.00	0.00	117,981,000.00	5,961,500.00	58,271,100.00	49.39	5,961,500.00	58,271,100.00	49.39
3-01-001-01-02-05	Aportes generales al sistema de riesgos laborales	842,000,000.00	0.00	-186,005,680.00	655,994,320.00	0.00	655,994,320.00	62,336,300.00	367,616,900.00	56.04	62,336,300.00	367,616,900.00	56.04
3-01-001-01-02-05-0001	Aportes generales al sistema de riesgos laborales públicos	842,000,000.00	0.00	-186,005,680.00	655,994,320.00	0.00	655,994,320.00	62,336,300.00	367,616,900.00	56.04	62,336,300.00	367,616,900.00	56.04
3-01-001-01-02-05-0001-01	Riesgos Laborales Administrativos	143,300,000.00	0.00	-36,083,390.00	107,216,610.00	0.00	107,216,610.00	10,371,600.00	61,547,200.00	57.40	10,371,600.00	61,547,200.00	57.40
3-01-001-01-02-05-0001-02	Riesgos Laborales Docentes	685,900,000.00	0.00	-149,922,290.00	535,977,710.00	0.00	535,977,710.00	51,301,300.00	300,877,100.00	56.14	51,301,300.00	300,877,100.00	56.14
3-01-001-01-02-05-0001-03	Riesgos Laborales Trabajadores Oficia	12,800,000.00	0.00	0.00	12,800,000.00	0.00	12,800,000.00	663,400.00	5,192,600.00	40.57	663,400.00	5,192,600.00	40.57
3-01-001-01-02-06	Aportes al ICBF	4,764,500,000.00	0.00	-60,447,645.00	4,704,052,355.00	0.00	4,704,052,355.00	401,729,000.00	2,583,795,800.00	54.93	401,729,000.00	2,583,795,800.00	54.93
3-01-001-01-02-06-0001	ICBF Administrativos	749,500,000.00	0.00	-57,568,770.00	691,931,230.00	0.00	691,931,230.00	62,435,900.00	410,722,900.00	59.36	62,435,900.00	410,722,900.00	59.36
3-01-001-01-02-06-0001-00	ICBF Administrativos	749,500,000.00	0.00	-57,568,770.00	691,931,230.00	0.00	691,931,230.00	62,435,900.00	410,722,900.00	59.36	62,435,900.00	410,722,900.00	59.36
3-01-001-01-02-06-0002	ICBF Docentes	3,941,800,000.00	0.00	-18,417,875.00	3,923,382,125.00	0.00	3,923,382,125.00	334,821,200.00	2,129,366,300.00	54.27	334,821,200.00	2,129,366,300.00	54.27
3-01-001-01-02-06-0002-00	ICBF Docentes	3,941,800,000.00	0.00	-18,417,875.00	3,923,382,125.00	0.00	3,923,382,125.00	334,821,200.00	2,129,366,300.00	54.27	334,821,200.00	2,129,366,300.00	54.27
3-01-001-01-02-06-0003	ICBF Trabajadores Oficiales	73,200,000.00	0.00	15,539,000.00	88,739,000.00	0.00	88,739,000.00	4,471,900.00	43,706,600.00	49.25	4,471,900.00	43,706,600.00	49.25
3-01-001-01-02-06-0003-00	ICBF Trabajadores Oficiales	73,200,000.00	0.00	15,539,000.00	88,739,000.00	0.00	88,739,000.00	4,471,900.00	43,706,600.00	49.25	4,471,900.00	43,706,600.00	49.25
3-01-001-01-03	Remuneraciones no constitutivas de factor salarial	691,500,000.00	0.00	-33,692,219.00	657,807,781.00	0.00	657,807,781.00	16,907,353.00	148,891,502.00	22.63	17,064,065.00	148,891,502.00	22.63
3-01-001-01-03-01	Prestaciones sociales	90,000,000.00	0.00	0.00	90,000,000.00	0.00	90,000,000.00	2,501,846.00	7,791,040.00	8.66	2,658,558.00	7,791,040.00	8.66

SISTEMA DE PRESUPUESTO
EJECUCION PRESUPUESTO
INFORME DE EJECUCION DEL PRESUPUESTO DE GASTOS E INVERSIONES



02-10-2025
04:16

ENTIDAD: 230 - UNIVERSIDAD DISTRITAL FRANCISCO JOSE DE CALDAS		MES: SEPTIEMBRE											
UNIDAD EJECUTORA: 01 - RECTOR		VIGENCIA FISCAL: 2025											
RUBRO PRESUPUESTAL		APROPIACION						TOTAL COMPROMISOS		EJECUC. PRESUP.	AUTORIZACION DE GIRO		EJEC. AUT. GIRO %
CODIGO 1	NOMBRE 2	INICIAL 3	MODIFICACIONES		VIGENTE 6=(3+5)	SUSPENSION 7	DISPONIBLE 8=(6-7)	MES 9	ACUMULADO 10	(11=10/8)	MES 12	ACUMULADO 13	(14=13/8)
			MES 4	ACUMULADO 5									
3-01-001-01-03-01-0003	Bonificación especial de recreación	90,000,000.00	0.00	0.00	90,000,000.00	0.00	90,000,000.00	2,501,846.00	7,791,040.00	8.66	2,658,558.00	7,791,040.00	8.66
3-01-001-01-03-01-0003-00	Bonificación especial de recreación	90,000,000.00	0.00	0.00	90,000,000.00	0.00	90,000,000.00	2,501,846.00	7,791,040.00	8.66	2,658,558.00	7,791,040.00	8.66
3-01-001-01-03-05	Reconocimiento por permanencia en el servicio público - Bogotá D.C.	349,900,000.00	0.00	0.00	349,900,000.00	0.00	349,900,000.00	0.00	4,071,399.00	1.16	0.00	4,071,399.00	1.16
3-01-001-01-03-05-0000	Reconocimiento por permanencia en el servicio público - Bogotá D.C.	349,900,000.00	0.00	0.00	349,900,000.00	0.00	349,900,000.00	0.00	4,071,399.00	1.16	0.00	4,071,399.00	1.16
3-01-001-01-03-05-0000-00	Reconocimiento por permanencia en el servicio público - Bogotá D.C.	349,900,000.00	0.00	0.00	349,900,000.00	0.00	349,900,000.00	0.00	4,071,399.00	1.16	0.00	4,071,399.00	1.16
3-01-001-01-03-68	Prima secretarial	251,600,000.00	0.00	-33,692,219.00	217,907,781.00	0.00	217,907,781.00	14,405,507.00	137,029,063.00	62.88	14,405,507.00	137,029,063.00	62.88
3-01-001-01-03-68-0000	Prima secretarial	251,600,000.00	0.00	-33,692,219.00	217,907,781.00	0.00	217,907,781.00	14,405,507.00	137,029,063.00	62.88	14,405,507.00	137,029,063.00	62.88
3-01-001-01-03-68-0000-00	Prima secretarial	251,600,000.00	0.00	-33,692,219.00	217,907,781.00	0.00	217,907,781.00	14,405,507.00	137,029,063.00	62.88	14,405,507.00	137,029,063.00	62.88
3-01-001-02	Personal supernumerario y planta temporal - DOCENTES VINCULACIÓN ESPECIAL Y HORA CÁTEDRA	73,523,584,000.00	4,857,208,590.00	19,232,031,002.00	92,755,615,002.00	0.00	92,755,615,002.00	3,959,732,459.00	76,282,030,522.00	82.24	10,132,554,932.00	53,462,419,041.00	57.64
3-01-001-02-01	Factores constitutivos de salario	55,100,823,000.00	4,179,974,984.00	16,328,896,209.00	71,429,719,209.00	0.00	71,429,719,209.00	2,527,113,674.00	63,511,550,375.00	88.91	8,890,306,752.00	43,436,388,478.00	60.81
3-01-001-02-01-11	Factores salariales comunes	48,229,264,000.00	3,450,492,432.00	14,588,195,194.00	62,817,459,194.00	0.00	62,817,459,194.00	2,057,120,204.00	55,821,000,225.00	88.86	8,790,987,796.00	40,849,322,540.00	65.03
3-01-001-02-01-11-0001	Sueldo básico	48,229,264,000.00	3,450,492,432.00	14,588,195,194.00	62,817,459,194.00	0.00	62,817,459,194.00	2,057,120,204.00	55,821,000,225.00	88.86	8,790,987,796.00	40,849,322,540.00	65.03
3-01-001-02-01-11-0001-01	Sueldo Básico Facultad de Ingeniería	4,298,799,000.00	142,915,023.00	4,976,368,857.00	9,275,167,857.00	0.00	9,275,167,857.00	61,541,913.00	8,308,687,416.00	89.58	1,172,452,193.00	5,879,874,588.00	63.39
3-01-001-02-01-11-0001-02	Sueldo Básico Facultad de Ciencias y	7,397,857,000.00	1,223,787,638.00	4,766,050,267.00	12,163,907,267.00	0.00	12,163,907,267.00	50,773,852.00	9,788,910,548.00	80.48	1,604,755,005.00	8,045,930,147.00	66.15
3-01-001-02-01-11-0001-03	Sueldo Básico Facultad de Medio amb	5,489,553,000.00	658,074,427.00	1,322,972,771.00	6,812,525,771.00	0.00	6,812,525,771.00	1,029,564,548.00	6,459,861,083.00	94.82	946,470,773.00	4,681,038,601.00	68.71
3-01-001-02-01-11-0001-04	Sueldo Básico Facultad Tecnológica	7,676,586,000.00	262,817,356.00	2,146,720,571.00	9,823,306,571.00	0.00	9,823,306,571.00	-8,393,703.00	9,240,119,146.00	94.06	1,308,867,940.00	6,582,387,541.00	67.01
3-01-001-02-01-11-0001-05	Sueldo Básico Facultad Artes ASAB	8,825,700,000.00	646,280,856.00	660,391,576.00	9,486,091,576.00	0.00	9,486,091,576.00	895,343,789.00	9,022,660,328.00	95.11	1,235,771,231.00	5,938,788,402.00	62.61
3-01-001-02-01-11-0001-06	Sueldo Básico Ilud	1,858,301,000.00	45,426,977.00	45,426,977.00	1,903,727,977.00	0.00	1,903,727,977.00	2,208,964.00	1,445,502,928.00	75.93	227,720,566.00	1,295,315,307.00	68.04
3-01-001-02-01-11-0001-08	Sueldo Básico Facultad de Ciencias M	2,859,444,000.00	357,798,780.00	674,396,343.00	3,533,840,343.00	0.00	3,533,840,343.00	71,545,024.00	3,053,642,327.00	86.41	492,451,424.00	2,320,620,699.00	65.67
3-01-001-02-01-11-0001-09	Sueldo Básico Posgrado Facultad de I	3,187,422,000.00	0.00	-18,400,000.00	3,169,022,000.00	0.00	3,169,022,000.00	-129,075,728.00	2,573,931,716.00	81.22	537,366,428.00	1,882,610,743.00	59.41
3-01-001-02-01-11-0001-10	Sueldo Básico Posgrado Facultad de C	4,780,860,000.00	0.00	-192,000,000.00	4,588,860,000.00	0.00	4,588,860,000.00	19,236,243.00	4,080,637,954.00	88.92	912,529,307.00	2,885,574,539.00	62.88
3-01-001-02-01-11-0001-11	Sueldo Básico Posgrado Facultad de F	712,400,000.00	0.00	0.00	712,400,000.00	0.00	712,400,000.00	19,739,207.00	670,025,530.00	94.05	119,380,398.00	496,554,247.00	69.70
3-01-001-02-01-11-0001-12	Sueldo Básico Posgrado Facultad Tec	798,737,000.00	102,000,000.00	153,000,000.00	951,737,000.00	0.00	951,737,000.00	33,841,253.00	821,812,435.00	86.35	138,877,002.00	561,360,415.00	58.98
3-01-001-02-01-11-0001-13	Sueldo Básico Posgrado Facultad Arte	298,242,000.00	11,391,375.00	53,267,832.00	351,509,832.00	0.00	351,509,832.00	10,794,842.00	320,054,321.00	91.05	82,562,863.00	267,484,645.00	76.10
3-01-001-02-01-11-0001-14	Sueldo Básico Facultad de Ciencias d	45,363,000.00	0.00	0.00	45,363,000.00	0.00	45,363,000.00	0.00	35,154,493.00	77.50	11,782,666.00	11,782,666.00	25.97
3-01-001-02-01-16	Prima de servicio	1,452,068,000.00	3,441,128.00	-60,733,637.00	1,391,334,363.00	0.00	1,391,334,363.00	37,414,061.00	1,278,135,933.00	91.86	0.00	0.00	0.00




SISTEMA DE PRESUPUESTO
EJECUCION PRESUPUESTO
INFORME DE EJECUCION DEL PRESUPUESTO DE GASTOS E INVERSIONES

02-10-2025
04:16

ENTIDAD: 230 - UNIVERSIDAD DISTRITAL FRANCISCO JOSE DE CALDAS										MES: SEPTIEMBRE			
UNIDAD EJECUTORA: 01 - RECTOR										VIGENCIA FISCAL: 2025			
RUBRO PRESUPUESTAL		APROPIACION						TOTAL COMPROMISOS		EJECUC. PRESUP.	AUTORIZACION DE GIRO		EJEC. AUT. GIRO %
CODIGO 1	NOMBRE 2	INICIAL 3	MODIFICACIONES		VIGENTE 6=(3+5)	SUSPENSION 7	DISPONIBLE 8=(6-7)	MES 9	ACUMULADO 10	(11=10/8)	AUTORIZACION DE GIRO		(14=13/8)
			MES 4	ACUMULADO 5							MES 12	ACUMULADO 13	
3-01-001-02-01-16-0001	Prima de Servicios Facultad de Ingeniería	289,755,000.00	0.00	0.00	289,755,000.00	0.00	289,755,000.00	0.00	272,478,693.00	94.04	0.00	0.00	0.00
3-01-001-02-01-16-0001-00	Prima de Servicios Facultad de Ingeniería	289,755,000.00	0.00	0.00	289,755,000.00	0.00	289,755,000.00	0.00	272,478,693.00	94.04	0.00	0.00	0.00
3-01-001-02-01-16-0002	Prima de Servicios Facultad de Ciencias y Educación	330,911,000.00	0.00	-32,000,000.00	298,911,000.00	0.00	298,911,000.00	0.00	261,140,508.00	87.36	0.00	0.00	0.00
3-01-001-02-01-16-0002-00	Prima de Servicios Facultad de Ciencias y Educación	330,911,000.00	0.00	-32,000,000.00	298,911,000.00	0.00	298,911,000.00	0.00	261,140,508.00	87.36	0.00	0.00	0.00
3-01-001-02-01-16-0003	Prima de Servicios Facultad de Medio ambiente y recursos naturales	144,049,000.00	3,441,128.00	23,899,539.00	167,948,539.00	0.00	167,948,539.00	0.00	127,326,943.00	75.81	0.00	0.00	0.00
3-01-001-02-01-16-0003-00	Prima de Servicios Facultad de Medio ambiente y recursos naturales	144,049,000.00	3,441,128.00	23,899,539.00	167,948,539.00	0.00	167,948,539.00	0.00	127,326,943.00	75.81	0.00	0.00	0.00
3-01-001-02-01-16-0004	Prima de Servicios Facultad Tecnológica	300,751,000.00	0.00	-29,379,843.00	271,371,157.00	0.00	271,371,157.00	0.00	254,523,474.00	93.79	0.00	0.00	0.00
3-01-001-02-01-16-0004-00	Prima de Servicios Facultad Tecnológica	300,751,000.00	0.00	-29,379,843.00	271,371,157.00	0.00	271,371,157.00	0.00	254,523,474.00	93.79	0.00	0.00	0.00
3-01-001-02-01-16-0005	Prima de Servicios Facultad Artes ASAB	253,378,000.00	0.00	-32,253,333.00	221,124,667.00	0.00	221,124,667.00	37,414,061.00	221,024,659.00	99.95	0.00	0.00	0.00
3-01-001-02-01-16-0005-00	Prima de Servicios Facultad Artes ASAB	253,378,000.00	0.00	-32,253,333.00	221,124,667.00	0.00	221,124,667.00	37,414,061.00	221,024,659.00	99.95	0.00	0.00	0.00
3-01-001-02-01-16-0007	Prima de Servicios Facultad de Ciencias Matemáticas y Naturales	133,224,000.00	0.00	9,000,000.00	142,224,000.00	0.00	142,224,000.00	0.00	141,641,656.00	99.59	0.00	0.00	0.00
3-01-001-02-01-16-0007-00	Prima de Servicios Facultad de Ciencias Matemáticas y Naturales	133,224,000.00	0.00	9,000,000.00	142,224,000.00	0.00	142,224,000.00	0.00	141,641,656.00	99.59	0.00	0.00	0.00
3-01-001-02-01-18	Prestaciones sociales	5,419,491,000.00	726,041,424.00	1,801,434,652.00	7,220,925,652.00	0.00	7,220,925,652.00	432,579,409.00	6,412,414,217.00	88.80	99,318,956.00	2,587,065,938.00	35.83
3-01-001-02-01-18-0001	Prima de navidad	3,373,771,000.00	345,936,319.00	1,031,276,174.00	4,405,047,174.00	0.00	4,405,047,174.00	243,482,674.00	3,914,288,427.00	88.86	60,870,227.00	1,599,565,087.00	36.31
3-01-001-02-01-18-0001-01	Prima de Navidad Facultad de Ingeniería	607,011,000.00	10,345,649.00	92,804,536.00	699,815,536.00	0.00	699,815,536.00	4,306,285.00	653,397,525.00	93.37	253,299.00	221,468,663.00	31.65
3-01-001-02-01-18-0001-02	Prima de Navidad Facultad de Ciencias	721,618,000.00	81,092,129.00	211,724,792.00	933,342,792.00	0.00	933,342,792.00	3,665,072.00	724,136,245.00	77.59	3,793,099.00	341,457,155.00	36.58
3-01-001-02-01-18-0001-03	Prima de Navidad Facultad de Medio Ambiente y Recursos Naturales	414,379,000.00	55,687,634.00	106,833,660.00	521,212,660.00	0.00	521,212,660.00	83,903,534.00	494,524,392.00	94.88	37,448,965.00	250,297,513.00	48.02
3-01-001-02-01-18-0001-04	Prima de Navidad Facultad Tecnológica	414,379,000.00	21,339,881.00	363,828,889.00	778,207,889.00	0.00	778,207,889.00	-1,291,473.00	739,682,894.00	95.05	226,553.00	280,679,603.00	36.07
3-01-001-02-01-18-0001-05	Prima de Navidad Facultad Artes ASAB	608,017,000.00	138,143,307.00	138,143,307.00	746,160,307.00	0.00	746,160,307.00	148,226,238.00	718,669,263.00	96.32	7,170,262.00	235,195,347.00	31.52
3-01-001-02-01-18-0001-06	Prima de Navidad Ilud	117,545,000.00	24,000,254.00	24,000,254.00	141,545,254.00	0.00	141,545,254.00	179,355.00	102,896,730.00	72.70	3,393,578.00	78,802,911.00	55.67
3-01-001-02-01-18-0001-07	Prima de Navidad Facultad de Ciencias	240,374,000.00	5,679,397.00	73,703,515.00	314,077,515.00	0.00	314,077,515.00	5,422,729.00	253,882,981.00	80.83	0.00	75,125,368.00	23.92
3-01-001-02-01-18-0001-08	Prima de Navidad Posgrado Facultad de Ciencias	51,783,000.00	0.00	6,700,000.00	58,483,000.00	0.00	58,483,000.00	-3,568,516.00	43,536,269.00	74.44	1,943,276.00	24,225,807.00	41.42
3-01-001-02-01-18-0001-09	Prima de Navidad Posgrado Facultad de Artes	132,067,000.00	0.00	0.00	132,067,000.00	0.00	132,067,000.00	-340,574.00	117,909,062.00	89.28	781,317.00	56,023,676.00	42.42
3-01-001-02-01-18-0001-10	Prima de Navidad Posgrado Facultad de Ingeniería	10,620,000.00	0.00	0.00	10,620,000.00	0.00	10,620,000.00	-200,337.00	9,626,353.00	90.64	1,652,786.00	5,319,092.00	50.09
3-01-001-02-01-18-0001-11	Prima de Navidad Posgrado Facultad de Ciencias	34,116,000.00	8,972,226.00	11,972,226.00	46,088,226.00	0.00	46,088,226.00	2,303,884.00	34,043,714.00	73.87	601,013.00	16,544,216.00	35.90
3-01-001-02-01-18-0001-12	Prima de Navidad Posgrado Facultad de Artes	18,636,000.00	675,842.00	1,564,995.00	20,200,995.00	0.00	20,200,995.00	876,477.00	19,128,662.00	94.69	3,606,079.00	14,425,736.00	71.41
3-01-001-02-01-18-0001-13	Prima de Navidad Facultad de Ciencias	3,226,000.00	0.00	0.00	3,226,000.00	0.00	3,226,000.00	0.00	2,854,337.00	88.48	0.00	0.00	0.00

SISTEMA DE PRESUPUESTO
EJECUCION PRESUPUESTO
INFORME DE EJECUCION DEL PRESUPUESTO DE GASTOS E INVERSIONES

 02-10-2025
04:16

ENTIDAD: 230 - UNIVERSIDAD DISTRITAL FRANCISCO JOSE DE CALDAS		MES: SEPTIEMBRE											
UNIDAD EJECUTORA: 01 - RECTOR		VIGENCIA FISCAL: 2025											
RUBRO PRESUPUESTAL		APROPIACION						TOTAL COMPROMISOS		EJECUC. PRESUP.	AUTORIZACION DE GIRO		EJEC. AUT. GIRO %
CODIGO 1	NOMBRE 2	INICIAL 3	MODIFICACIONES		VIGENTE 6=(3+5)	SUSPENSION 7	DISPONIBLE 8=(6-7)	MES 9	ACUMULADO 10	(11=10/8)	AUTORIZACION DE GIRO		(14=13/8)
			MES 4	ACUMULADO 5							MES 12	ACUMULADO 13	
3-01-001-02-01-18-0002	Prima de vacaciones	2,045,720,000.00	380,105,105.00	770,158,478.00	2,815,878,478.00	0.00	2,815,878,478.00	189,096,735.00	2,498,125,790.00	88.72	38,448,729.00	987,500,851.00	35.07
3-01-001-02-01-18-0002-01	Prima de Vacaciones Facultad de Inge	339,926,000.00	6,534,822.00	109,165,886.00	449,091,886.00	0.00	449,091,886.00	2,720,066.00	419,852,312.00	93.49	159,997.00	139,880,903.00	31.15
3-01-001-02-01-18-0002-02	Prima de Vacaciones Facultad de Cier	404,111,000.00	119,791,291.00	192,940,591.00	597,051,591.00	0.00	597,051,591.00	2,315,047.00	464,230,104.00	77.75	2,395,914.00	215,779,677.00	36.14
3-01-001-02-01-18-0002-03	Prima de Vacaciones Facultad de Mec	232,052,000.00	70,769,923.00	101,457,539.00	333,509,539.00	0.00	333,509,539.00	52,997,719.00	315,691,665.00	94.66	23,654,672.00	158,119,273.00	47.41
3-01-001-02-01-18-0002-04	Prima de Vacaciones Facultad Tecnok	389,231,000.00	13,477,825.00	122,671,648.00	511,902,648.00	0.00	511,902,648.00	-815,760.00	473,894,418.00	92.58	143,103.00	177,322,715.00	34.64
3-01-001-02-01-18-0002-05	Prima de Vacaciones Facultad Artes A	340,497,000.00	136,594,936.00	136,594,936.00	477,091,936.00	0.00	477,091,936.00	128,927,946.00	459,741,675.00	96.36	4,529,099.00	132,223,119.00	27.71
3-01-001-02-01-18-0002-06	Prima de Vacaciones Ilud	65,831,000.00	23,566,041.00	23,566,041.00	89,397,041.00	0.00	89,397,041.00	113,290.00	64,989,376.00	72.70	2,143,558.00	49,781,727.00	55.69
3-01-001-02-01-18-0002-07	Prima de Vacaciones Facultad de Cier	135,257,000.00	3,326,308.00	65,019,796.00	200,276,796.00	0.00	200,276,796.00	3,425,271.00	164,076,023.00	81.92	0.00	48,516,798.00	24.22
3-01-001-02-01-18-0002-08	Prima de Vacaciones Posgrado Facult	28,998,000.00	0.00	7,200,000.00	36,198,000.00	0.00	36,198,000.00	-2,254,055.00	25,871,721.00	71.47	1,227,471.00	13,705,683.00	37.86
3-01-001-02-01-18-0002-09	Prima de Vacaciones Posgrado Facult	73,957,000.00	0.00	0.00	73,957,000.00	0.00	73,957,000.00	-215,124.00	70,488,960.00	95.31	493,519.00	31,429,231.00	42.50
3-01-001-02-01-18-0002-10	Prima de Vacaciones Posgrado Facult	5,947,000.00	0.00	0.00	5,947,000.00	0.00	5,947,000.00	-126,543.00	5,817,797.00	97.83	1,043,984.00	3,097,113.00	52.08
3-01-001-02-01-18-0002-11	Prima de Vacaciones Posgrado Facult	17,670,000.00	5,666,671.00	10,666,671.00	28,336,671.00	0.00	28,336,671.00	1,455,250.00	20,361,396.00	71.86	379,630.00	9,307,823.00	32.85
3-01-001-02-01-18-0002-12	Prima de Vacaciones Posgrado Facult	10,436,000.00	377,288.00	875,370.00	11,311,370.00	0.00	11,311,370.00	553,628.00	11,307,398.00	99.96	2,277,782.00	8,336,789.00	73.70
3-01-001-02-01-18-0002-13	Prima de Vacaciones Facultad de Cie	1,807,000.00	0.00	0.00	1,807,000.00	0.00	1,807,000.00	0.00	1,802,945.00	99.78	0.00	0.00	0.00
3-01-001-02-02	Contribuciones inherentes a la nómina	18,422,761,000.00	677,233,606.00	2,903,134,793.00	21,325,895,793.00	0.00	21,325,895,793.00	1,432,618,785.00	12,770,480,147.00	59.88	1,242,248,180.00	10,026,030,563.00	47.01
3-01-001-02-02-01	Aportes a la seguridad social en pensiones	5,781,361,000.00	218,834,121.00	1,024,168,439.00	6,805,529,439.00	0.00	6,805,529,439.00	490,172,097.00	3,414,569,168.00	50.17	490,172,097.00	3,414,569,168.00	50.17
3-01-001-02-02-01-0001	Aportes a la seguridad social en pensiones públicas	3,324,547,000.00	86,645,342.00	533,404,393.00	3,857,951,393.00	0.00	3,857,951,393.00	316,990,220.00	1,995,779,819.00	51.73	316,990,220.00	1,995,779,819.00	51.73
3-01-001-02-02-01-0001-01	Pensiones Públicas Facultad de Ingen	532,733,000.00	0.00	40,960,308.00	573,693,308.00	0.00	573,693,308.00	58,311,100.00	323,380,552.00	56.37	58,311,100.00	323,380,552.00	56.37
3-01-001-02-02-01-0001-02	Pensiones Públicas Facultad de Cienc	668,400,000.00	37,747,744.00	164,988,049.00	833,388,049.00	0.00	833,388,049.00	73,350,196.00	435,657,487.00	52.28	73,350,196.00	435,657,487.00	52.28
3-01-001-02-02-01-0001-03	Pensiones Públicas Facultad de Medic	335,647,000.00	0.00	50,000,000.00	385,647,000.00	0.00	385,647,000.00	38,965,269.00	242,712,717.00	62.94	38,965,269.00	242,712,717.00	62.94
3-01-001-02-02-01-0001-04	Pensiones Públicas Facultad Tecnolóc	682,971,000.00	17,467,247.00	145,246,530.00	828,217,530.00	0.00	828,217,530.00	61,630,737.00	364,746,773.00	44.04	61,630,737.00	364,746,773.00	44.04
3-01-001-02-02-01-0001-05	Pensiones Públicas Facultad Artes AS	574,472,000.00	10,054,420.00	2,665,476.00	577,137,476.00	0.00	577,137,476.00	31,173,950.00	315,786,889.00	54.72	31,173,950.00	315,786,889.00	54.72
3-01-001-02-02-01-0001-06	Pensiones Públicas Ilud	73,121,000.00	4,174,332.00	4,174,332.00	77,295,332.00	0.00	77,295,332.00	6,752,046.00	56,549,812.00	73.16	6,752,046.00	56,549,812.00	73.16
3-01-001-02-02-01-0001-07	Pensiones Públicas Facultad de Cienc	208,833,000.00	0.00	107,168,099.00	316,001,099.00	0.00	316,001,099.00	23,074,672.00	124,943,989.00	39.54	23,074,672.00	124,943,989.00	39.54
3-01-001-02-02-01-0001-08	Pensiones Públicas Posgrado Facultar	40,155,000.00	0.00	0.00	40,155,000.00	0.00	40,155,000.00	3,349,800.00	22,986,650.00	57.24	3,349,800.00	22,986,650.00	57.24
3-01-001-02-02-01-0001-09	Pensiones Públicas Posgrado Facultar	138,273,000.00	0.00	0.00	138,273,000.00	0.00	138,273,000.00	11,324,750.00	64,547,950.00	46.68	11,324,750.00	64,547,950.00	46.68
3-01-001-02-02-01-0001-10	Pensiones Públicas Posgrado Facultar	7,656,000.00	0.00	0.00	7,656,000.00	0.00	7,656,000.00	2,664,750.00	6,272,200.00	81.93	2,664,750.00	6,272,200.00	81.93
3-01-001-02-02-01-0001-11	Pensiones Públicas Posgrado Facultar	32,698,000.00	12,240,000.00	13,240,000.00	45,938,000.00	0.00	45,938,000.00	2,066,700.00	18,521,900.00	40.32	2,066,700.00	18,521,900.00	40.32
3-01-001-02-02-01-0001-12	Pensiones Públicas Posgrado Facultar	24,361,000.00	4,961,599.00	4,961,599.00	29,322,599.00	0.00	29,322,599.00	3,628,200.00	18,974,850.00	64.71	3,628,200.00	18,974,850.00	64.71
3-01-001-02-02-01-0001-13	Pensiones Públicas Facultad de Cienci	5,227,000.00	0.00	0.00	5,227,000.00	0.00	5,227,000.00	698,050.00	698,050.00	13.35	698,050.00	698,050.00	13.35



SISTEMA DE PRESUPUESTO
EJECUCION PRESUPUESTO
INFORME DE EJECUCION DEL PRESUPUESTO DE GASTOS E INVERSIONES

02-10-2025
04:16

ENTIDAD: 230 - UNIVERSIDAD DISTRITAL FRANCISCO JOSE DE CALDAS								MES: SEPTIEMBRE					
UNIDAD EJECUTORA: 01 - RECTOR								VIGENCIA FISCAL: 2025					
RUBRO PRESUPUESTAL		APROPIACION						TOTAL COMPROMISOS		EJECUC. PRESUP.	AUTORIZACION DE GIRO		EJEC. AUT. GIRO %
CODIGO 1	NOMBRE 2	INICIAL 3	MODIFICACIONES		VIGENTE 6=(3+5)	SUSPENSION 7	DISPONIBLE 8=(6-7)	MES 9	ACUMULADO 10	(11=10/8)	MES 12	ACUMULADO 13	(14=13/8)
			MES 4	ACUMULADO 5									
3-01-001-02-02-01-0002	Aportes a la seguridad social en pensiones privadas	2,456,814,000.00	132,188,779.00	490,764,046.00	2,947,578,046.00	0.00	2,947,578,046.00	173,181,877.00	1,418,789,349.00	48.13	173,181,877.00	1,418,789,349.00	48.13
3-01-001-02-02-01-0002-01	Pensiones Privadas Facultad de Ingen	381,054,000.00	0.00	115,449,429.00	496,503,429.00	0.00	496,503,429.00	32,486,858.00	220,027,784.00	44.32	32,486,858.00	220,027,784.00	44.32
3-01-001-02-02-01-0002-02	Pensiones Privadas Facultad de Cienc	500,723,000.00	12,929,239.00	119,690,082.00	620,413,082.00	0.00	620,413,082.00	34,999,011.00	284,269,299.00	45.82	34,999,011.00	284,269,299.00	45.82
3-01-001-02-02-01-0002-03	Pensiones Privadas Facultad de Medi	335,647,000.00	0.00	31,833,642.00	367,480,642.00	0.00	367,480,642.00	22,045,026.00	173,551,735.00	47.23	22,045,026.00	173,551,735.00	47.23
3-01-001-02-02-01-0002-04	Pensiones Privadas Facultad Tecnolox	462,373,000.00	11,644,831.00	95,397,686.00	557,770,686.00	0.00	557,770,686.00	35,386,307.00	260,475,308.00	46.70	35,386,307.00	260,475,308.00	46.70
3-01-001-02-02-01-0002-05	Pensiones Privadas Facultad Artes AS	346,391,000.00	77,329,192.00	77,329,192.00	423,720,192.00	0.00	423,720,192.00	16,992,800.00	247,173,705.00	58.33	16,992,800.00	247,173,705.00	58.33
3-01-001-02-02-01-0002-06	Pensiones Privadas Ilud	111,389,000.00	9,165,114.00	9,165,114.00	120,554,114.00	0.00	120,554,114.00	7,214,175.00	58,193,668.00	48.27	7,214,175.00	58,193,668.00	48.27
3-01-001-02-02-01-0002-08	Pensiones Privadas Facultad de Cienc	172,610,000.00	8,880,403.00	28,880,403.00	201,490,403.00	0.00	201,490,403.00	16,517,950.00	102,585,850.00	50.91	16,517,950.00	102,585,850.00	50.91
3-01-001-02-02-01-0002-10	Pensiones Privadas Posgrado Faculta	10,720,000.00	0.00	0.00	10,720,000.00	0.00	10,720,000.00	661,300.00	2,992,950.00	27.92	661,300.00	2,992,950.00	27.92
3-01-001-02-02-01-0002-11	Pensiones Privadas Posgrado Faculta	37,212,000.00	0.00	0.00	37,212,000.00	0.00	37,212,000.00	2,396,700.00	18,371,600.00	49.37	2,396,700.00	18,371,600.00	49.37
3-01-001-02-02-01-0002-12	Pensiones Privadas Posgrado Faculta	75,675,000.00	0.00	0.00	75,675,000.00	0.00	75,675,000.00	3,279,300.00	38,422,350.00	50.77	3,279,300.00	38,422,350.00	50.77
3-01-001-02-02-01-0002-13	Pensiones Privadas Posgrado Faculta	18,419,000.00	12,240,000.00	14,340,000.00	32,759,000.00	0.00	32,759,000.00	1,202,450.00	10,538,850.00	32.17	1,202,450.00	10,538,850.00	32.17
3-01-001-02-02-01-0002-14	Pensiones Privadas Posgrado Faculta	4,601,000.00	0.00	-1,321,502.00	3,279,498.00	0.00	3,279,498.00	0.00	2,186,250.00	66.66	0.00	2,186,250.00	66.66
3-01-001-02-02-02	Aportes a la seguridad social en salud	4,177,312,000.00	86,599,410.00	574,420,751.00	4,751,732,751.00	0.00	4,751,732,751.00	350,569,298.00	2,444,204,154.00	51.44	350,569,298.00	2,444,204,154.00	51.44
3-01-001-02-02-02-0002	Aportes a la seguridad social en salud privada	4,177,312,000.00	86,599,410.00	574,420,751.00	4,751,732,751.00	0.00	4,751,732,751.00	350,569,298.00	2,444,204,154.00	51.44	350,569,298.00	2,444,204,154.00	51.44
3-01-001-02-02-02-0002-01	Salud Privada Facultad de Ingenieria	673,081,000.00	0.00	77,094,088.00	750,175,088.00	0.00	750,175,088.00	66,111,707.00	395,049,286.00	52.66	66,111,707.00	395,049,286.00	52.66
3-01-001-02-02-02-0002-02	Salud Privada Facultad de Ciencias y l	828,102,000.00	17,921,187.00	185,337,836.00	1,013,439,836.00	0.00	1,013,439,836.00	77,118,048.00	511,380,777.00	50.46	77,118,048.00	511,380,777.00	50.46
3-01-001-02-02-02-0002-03	Salud Privada Facultad de Medio amb	475,500,000.00	0.00	51,146,026.00	526,646,026.00	0.00	526,646,026.00	43,452,062.00	298,813,820.00	56.74	43,452,062.00	298,813,820.00	56.74
3-01-001-02-02-02-0002-04	Salud Privada Facultad Tecnológica	826,791,000.00	20,621,055.00	171,052,153.00	997,843,153.00	0.00	997,843,153.00	69,340,898.00	446,599,112.00	44.76	69,340,898.00	446,599,112.00	44.76
3-01-001-02-02-02-0002-05	Salud Privada Facultad Artes ASAB	681,651,000.00	25,410,604.00	25,410,604.00	707,061,604.00	0.00	707,061,604.00	34,334,700.00	404,838,050.00	57.26	34,334,700.00	404,838,050.00	57.26
3-01-001-02-02-02-0002-06	Salud Privada Ilud	135,363,000.00	5,966,283.00	5,966,283.00	141,329,283.00	0.00	141,329,283.00	9,939,937.00	81,413,446.00	57.61	9,939,937.00	81,413,446.00	57.61
3-01-001-02-02-02-0002-07	Salud Privada Facultad de Ciencias M.	272,482,000.00	6,304,927.00	46,438,407.00	318,920,407.00	0.00	318,920,407.00	28,121,396.00	161,247,863.00	50.56	28,121,396.00	161,247,863.00	50.56
3-01-001-02-02-02-0002-08	Salud Privada Posgrado Facultad de li	60,171,000.00	0.00	0.00	60,171,000.00	0.00	60,171,000.00	4,070,400.00	29,295,100.00	48.69	4,070,400.00	29,295,100.00	48.69
3-01-001-02-02-02-0002-09	Salud Privada Posgrado Facultad de C	151,546,000.00	0.00	0.00	151,546,000.00	0.00	151,546,000.00	10,344,650.00	72,938,050.00	48.13	10,344,650.00	72,938,050.00	48.13
3-01-001-02-02-02-0002-10	Salud Privada Posgrado Facultad de h	11,330,000.00	0.00	0.00	11,330,000.00	0.00	11,330,000.00	2,355,850.00	6,562,050.00	57.92	2,355,850.00	6,562,050.00	57.92
3-01-001-02-02-02-0002-11	Salud Privada Posgrado Facultad Teci	36,208,000.00	8,670,000.00	10,270,000.00	46,478,000.00	0.00	46,478,000.00	2,315,400.00	20,583,600.00	44.29	2,315,400.00	20,583,600.00	44.29
3-01-001-02-02-02-0002-12	Salud Privada Posgrado Facultad Arte	21,385,000.00	1,705,354.00	1,705,354.00	23,090,354.00	0.00	23,090,354.00	2,569,850.00	14,988,600.00	64.91	2,569,850.00	14,988,600.00	64.91
3-01-001-02-02-02-0002-13	Salud Privada Facultad de Ciencias d	3,702,000.00	0.00	0.00	3,702,000.00	0.00	3,702,000.00	494,400.00	494,400.00	13.35	494,400.00	494,400.00	13.35
3-01-001-02-02-03	Aportes de cesantias	4,614,987,000.00	258,764,319.00	743,405,641.00	5,358,392,641.00	0.00	5,358,392,641.00	263,233,570.00	4,679,179,105.00	87.32	263,233,570.00	4,679,179,105.00	87.32

SISTEMA DE PRESUPUESTO
EJECUCION PRESUPUESTO
INFORME DE EJECUCION DEL PRESUPUESTO DE GASTOS E INVERSIONES


02-10-2025
04:16

ENTIDAD: 230 - UNIVERSIDAD DISTRITAL FRANCISCO JOSE DE CALDAS										MES: SEPTIEMBRE			
UNIDAD EJECUTORA: 01 - RECTOR										VIGENCIA FISCAL: 2025			
RUBRO PRESUPUESTAL		APROPIACION						TOTAL COMPROMISOS		EJECUC. PRESUP.	AUTORIZACION DE GIRO		EJEC. AUT. GIRO %
CODIGO	NOMBRE	INICIAL	MODIFICACIONES		VIGENTE	SUSPENSION	DISPONIBLE	MES	ACUMULADO	(11=10/8)	MES	ACUMULADO	(14=13/8)
1	2	3	MES	ACUMULADO	6=(3+5)	7	8=(6-7)	9	10	11=10/8	12	13	14=13/8
4	5	6	7	8	9	10	11	12	13	14	15	16	17
3-01-001-02-02-03-0001	Aportes de cesantías a fondos públicos	4,079,487,000.00	220,042,757.00	643,308,847.00	4,722,795,847.00	0.00	4,722,795,847.00	163,039,052.00	4,076,777,214.00	86.32	26,057,330.00	1,628,550,855.00	34.48
3-01-001-02-02-03-0001-01	Cesantías Fondos Públicos Facultad d	764,834,000.00	12,383,950.00	70,286,074.00	835,120,074.00	0.00	835,120,074.00	5,154,718.00	779,332,123.00	93.32	303,204.00	265,097,059.00	31.74
3-01-001-02-02-03-0001-02	Cesantías Fondos Públicos Facultad d	909,338,000.00	13,525,435.00	178,023,219.00	1,087,361,219.00	0.00	1,087,361,219.00	4,387,170.00	864,121,491.00	79.47	4,540,419.00	408,622,371.00	37.58
3-01-001-02-02-03-0001-04	Cesantías Fondos Públicos Facultad T	875,889,000.00	25,544,199.00	149,480,307.00	1,025,369,307.00	0.00	1,025,369,307.00	-1,545,921.00	882,787,237.00	86.09	271,189.00	335,932,945.00	33.21
3-01-001-02-02-03-0001-05	Cesantías Fondos Públicos Facultad A	766,117,000.00	124,767,019.00	124,767,019.00	890,884,019.00	0.00	890,884,019.00	149,209,571.00	857,977,591.00	96.31	8,582,952.00	295,894,477.00	32.76
3-01-001-02-02-03-0001-06	Cesantías Fondos Públicos Ilud	148,118,000.00	4,308,564.00	4,308,564.00	152,426,564.00	0.00	152,426,564.00	214,692.00	123,169,284.00	80.81	4,062,190.00	94,318,607.00	61.88
3-01-001-02-02-03-0001-07	Cesantías Fondos Públicos Facultad d	302,387,000.00	7,027,712.00	78,338,099.00	380,725,099.00	0.00	380,725,099.00	6,491,125.00	302,448,746.00	79.44	0.00	88,985,491.00	23.37
3-01-001-02-02-03-0001-08	Cesantías Fondos Públicos Posgrado	65,246,000.00	0.00	4,500,000.00	69,746,000.00	0.00	69,746,000.00	-4,271,589.00	53,544,782.00	76.77	2,326,143.00	30,402,120.00	43.59
3-01-001-02-02-03-0001-09	Cesantías Fondos Públicos Posgrado	166,404,000.00	20,895,668.00	20,895,668.00	187,299,668.00	0.00	187,299,668.00	-407,674.00	144,645,302.00	77.23	935,253.00	70,540,608.00	37.66
3-01-001-02-02-03-0001-11	Cesantías Fondos Públicos Posgrado	53,607,000.00	10,739,906.00	10,739,906.00	64,346,906.00	0.00	64,346,906.00	2,757,798.00	41,755,131.00	64.89	7,194,426.00	20,807,858.00	32.34
3-01-001-02-02-03-0001-12	Cesantías Fondos Públicos Posgrado	23,482,000.00	850,304.00	1,969,991.00	25,451,991.00	0.00	25,451,991.00	1,049,162.00	23,578,824.00	92.64	4,316,554.00	17,949,319.00	70.52
3-01-001-02-02-03-0001-14	Cesantías Fondos Públicos Facultad	4,065,000.00	0.00	0.00	4,065,000.00	0.00	4,065,000.00	0.00	3,416,703.00	84.05	0.00	0.00	0.00
3-01-001-02-02-03-0002	Aportes de cesantías a fondos privados	535,500,000.00	38,721,562.00	100,096,794.00	635,596,794.00	0.00	635,596,794.00	100,194,518.00	602,401,891.00	94.78	46,805,635.00	306,178,666.00	48.17
3-01-001-02-02-03-0002-03	Cesantías Fondos Privados Facultad c	522,118,000.00	38,721,562.00	100,096,794.00	622,214,794.00	0.00	622,214,794.00	100,434,327.00	590,648,045.00	94.93	44,827,215.00	299,580,704.00	48.15
3-01-001-02-02-03-0002-10	Cesantías Fondos Privados Posgrado:	13,382,000.00	0.00	0.00	13,382,000.00	0.00	13,382,000.00	-239,809.00	11,753,846.00	87.83	1,978,420.00	6,597,962.00	49.30
3-01-001-02-02-04	Aportes a cajas de compensación familiar	2,051,348,000.00	49,674,501.00	287,914,309.00	2,339,262,309.00	0.00	2,339,262,309.00	175,662,097.00	1,189,841,297.00	50.86	175,662,097.00	1,189,841,297.00	50.86
3-01-001-02-02-04-0001	Compensar	2,051,348,000.00	49,674,501.00	287,914,309.00	2,339,262,309.00	0.00	2,339,262,309.00	175,662,097.00	1,189,841,297.00	50.86	175,662,097.00	1,189,841,297.00	50.86
3-01-001-02-02-04-0001-01	Caja de Compensación Facultad de In	342,385,000.00	0.00	14,822,509.00	357,207,509.00	0.00	357,207,509.00	32,450,460.00	191,208,910.00	53.53	32,450,460.00	191,208,910.00	53.53
3-01-001-02-02-04-0001-02	Caja de Compensación Facultad de Ci	405,859,000.00	24,637,511.00	103,703,816.00	509,562,816.00	0.00	509,562,816.00	39,410,084.00	249,990,234.00	49.06	39,410,084.00	249,990,234.00	49.06
3-01-001-02-02-04-0001-03	Caja de Compensación Facultad de M	233,047,000.00	0.00	30,687,616.00	263,734,616.00	0.00	263,734,616.00	22,579,262.00	146,540,112.00	55.56	22,579,262.00	146,540,112.00	55.56
3-01-001-02-02-04-0001-04	Caja de Compensación Facultad Tecn	398,301,000.00	9,704,026.00	79,648,072.00	477,949,072.00	0.00	477,949,072.00	34,999,989.00	217,527,189.00	45.51	34,999,989.00	217,527,189.00	45.51
3-01-001-02-02-04-0001-05	Caja de Compensación Facultad Artes	333,913,000.00	5,585,789.00	3,632,110.00	337,545,110.00	0.00	337,545,110.00	16,183,800.00	195,724,300.00	57.98	16,183,800.00	195,724,300.00	57.98
3-01-001-02-02-04-0001-06	Caja de Compensación Ilud	66,261,000.00	1,794,997.00	1,794,997.00	68,055,997.00	0.00	68,055,997.00	5,829,766.00	40,782,666.00	59.93	5,829,766.00	40,782,666.00	59.93
3-01-001-02-02-04-0001-07	Caja de Compensación Facultad de Ci	132,350,000.00	3,032,652.00	47,105,663.00	179,455,663.00	0.00	179,455,663.00	13,735,886.00	77,628,286.00	43.26	13,735,886.00	77,628,286.00	43.26
3-01-001-02-02-04-0001-08	Caja de Compensación Posgrado Faci	29,363,000.00	0.00	0.00	29,363,000.00	0.00	29,363,000.00	1,916,050.00	14,273,100.00	48.61	1,916,050.00	14,273,100.00	48.61
3-01-001-02-02-04-0001-09	Caja de Compensación Posgrado Faci	74,274,000.00	0.00	0.00	74,274,000.00	0.00	74,274,000.00	4,869,300.00	35,372,300.00	47.62	4,869,300.00	35,372,300.00	47.62
3-01-001-02-02-04-0001-10	Caja de Compensación Posgrado Faci	5,553,000.00	0.00	0.00	5,553,000.00	0.00	5,553,000.00	1,154,450.00	3,216,900.00	57.93	1,154,450.00	3,216,900.00	57.93
3-01-001-02-02-04-0001-11	Caja de Compensación Posgrado Faci	17,746,000.00	4,080,000.00	5,680,000.00	23,426,000.00	0.00	23,426,000.00	1,090,700.00	10,047,050.00	42.89	1,090,700.00	10,047,050.00	42.89
3-01-001-02-02-04-0001-12	Caja de Compensación Posgrado Faci	10,481,000.00	839,526.00	839,526.00	11,320,526.00	0.00	11,320,526.00	1,209,600.00	7,297,500.00	64.46	1,209,600.00	7,297,500.00	64.46
3-01-001-02-02-04-0001-14	Caja de Compensación Facultad de C	1,815,000.00	0.00	0.00	1,815,000.00	0.00	1,815,000.00	232,750.00	232,750.00	12.82	232,750.00	232,750.00	12.82
3-01-001-02-02-05	Aportes generales al sistema de	257,804,000.00	21,207,512.00	61,996,869.00	319,800,869.00	0.00	319,800,869.00	21,272,197.00	150,270,097.00	46.99	21,272,197.00	150,270,097.00	46.99



SISTEMA DE PRESUPUESTO
EJECUCION PRESUPUESTO
INFORME DE EJECUCION DEL PRESUPUESTO DE GASTOS E INVERSIONES


02-10-2025

04:16

ENTIDAD: 230 - UNIVERSIDAD DISTRITAL FRANCISCO JOSE DE CALDAS		MES: SEPTIEMBRE											
UNIDAD EJECUTORA: 01 - RECTOR		VIGENCIA FISCAL: 2025											
RUBRO PRESUPUESTAL		APROPIACION						TOTAL COMPROMISOS		EJECUC. PRESUP.	AUTORIZACION DE GIRO		EJEC. AUT.GIRO %
CODIGO 1	NOMBRE 2	INICIAL 3	MODIFICACIONES		VIGENTE 6=(3+5)	SUSPENSION 7	DISPONIBLE 8=(6-7)	MES 9	ACUMULADO 10	(11=10/8)	MES 12	ACUMULADO 13	(14=13/8)
			MES 4	ACUMULADO 5									
3-01-001-02-02-05-0001	riesgos laborales Aportes generales al sistema de riesgos laborales públicos	257,804,000.00	21,207,512.00	61,996,869.00	319,800,869.00	0.00	319,800,869.00	21,272,197.00	150,270,097.00	46.99	21,272,197.00	150,270,097.00	46.99
3-01-001-02-02-05-0001-01	ARL Facultad de Ingeniería	42,910,000.00	0.00	5,763,830.00	48,673,830.00	0.00	48,673,830.00	4,005,630.00	24,273,630.00	49.87	4,005,630.00	24,273,630.00	49.87
3-01-001-02-02-05-0001-02	ARL Facultad de Ciencias y Educación	50,855,000.00	17,011,102.00	26,947,466.00	77,802,466.00	0.00	77,802,466.00	4,671,343.00	31,433,193.00	40.40	4,671,343.00	31,433,193.00	40.40
3-01-001-02-02-05-0001-03	ARL Facultad de Medio Ambiente y Recursos Naturales	29,201,000.00	0.00	10,229,205.00	39,430,205.00	0.00	39,430,205.00	2,624,499.00	18,363,349.00	46.57	2,624,499.00	18,363,349.00	46.57
3-01-001-02-02-05-0001-04	ARL Facultad Tecnológica	49,976,000.00	1,266,376.00	10,602,874.00	60,578,874.00	0.00	60,578,874.00	4,187,652.00	27,433,202.00	45.29	4,187,652.00	27,433,202.00	45.29
3-01-001-02-02-05-0001-05	ARL Facultad Artes ASAB	41,842,000.00	1,658,615.00	1,658,615.00	43,500,615.00	0.00	43,500,615.00	2,118,800.00	24,947,850.00	57.35	2,118,800.00	24,947,850.00	57.35
3-01-001-02-02-05-0001-06	ARL Ilud	8,303,000.00	249,442.00	249,442.00	8,552,442.00	0.00	8,552,442.00	593,748.00	5,000,098.00	58.46	593,748.00	5,000,098.00	58.46
3-01-001-02-02-05-0001-07	ARL Facultad de Ciencias Matemáticas	16,895,000.00	384,113.00	5,907,573.00	22,802,573.00	0.00	22,802,573.00	1,707,525.00	9,906,375.00	43.44	1,707,525.00	9,906,375.00	43.44
3-01-001-02-02-05-0001-08	ARL Posgrado Facultad de Ingeniería	3,680,000.00	0.00	0.00	3,680,000.00	0.00	3,680,000.00	250,600.00	1,803,300.00	49.00	250,600.00	1,803,300.00	49.00
3-01-001-02-02-05-0001-09	ARL Posgrado Facultad de Ciencias y Educación	9,307,000.00	0.00	0.00	9,307,000.00	0.00	9,307,000.00	636,200.00	4,486,750.00	48.21	636,200.00	4,486,750.00	48.21
3-01-001-02-02-05-0001-10	ARL Posgrado Facultad de Medio Ambiente y Recursos Naturales	696,000.00	0.00	0.00	696,000.00	0.00	696,000.00	144,850.00	403,500.00	57.97	144,850.00	403,500.00	57.97
3-01-001-02-02-05-0001-11	ARL Posgrado Facultad Tecnológica	2,599,000.00	532,440.00	532,440.00	3,131,440.00	0.00	3,131,440.00	142,800.00	1,266,750.00	40.45	142,800.00	1,266,750.00	40.45
3-01-001-02-02-05-0001-12	ARL Posgrado Facultad Artes ASAB	1,313,000.00	105,424.00	105,424.00	1,418,424.00	0.00	1,418,424.00	158,000.00	921,550.00	64.97	158,000.00	921,550.00	64.97
3-01-001-02-02-05-0001-14	ARL Facultad de Ciencias de la Salud	227,000.00	0.00	0.00	227,000.00	0.00	227,000.00	30,550.00	30,550.00	13.46	30,550.00	30,550.00	13.46
3-01-001-02-02-06	Aportes al ICBF	1,539,949,000.00	42,153,743.00	211,228,784.00	1,751,177,784.00	0.00	1,751,177,784.00	131,709,526.00	892,416,326.00	50.96	131,709,526.00	892,416,326.00	50.96
3-01-001-02-02-06-0001	ICBF Facultad Ingeniería	256,707,000.00	0.00	7,733,875.00	264,440,875.00	0.00	264,440,875.00	24,327,759.00	143,408,459.00	54.23	24,327,759.00	143,408,459.00	54.23
3-01-001-02-02-06-0001-00	ICBF Facultad Ingeniería	256,707,000.00	0.00	7,733,875.00	264,440,875.00	0.00	264,440,875.00	24,327,759.00	143,408,459.00	54.23	24,327,759.00	143,408,459.00	54.23
3-01-001-02-02-06-0002	ICBF Facultad Ciencias y Educación	304,395,000.00	22,366,308.00	81,262,191.00	385,657,191.00	0.00	385,657,191.00	29,546,075.00	187,497,425.00	48.62	29,546,075.00	187,497,425.00	48.62
3-01-001-02-02-06-0002-00	ICBF Facultad Ciencias y Educación	304,395,000.00	22,366,308.00	81,262,191.00	385,657,191.00	0.00	385,657,191.00	29,546,075.00	187,497,425.00	48.62	29,546,075.00	187,497,425.00	48.62
3-01-001-02-02-06-0003	ICBF Facultad Medio Ambiente y Recursos Naturales	174,785,000.00	0.00	20,458,411.00	195,243,411.00	0.00	195,243,411.00	16,932,306.00	109,912,606.00	56.30	16,932,306.00	109,912,606.00	56.30
3-01-001-02-02-06-0003-00	ICBF Facultad Medio Ambiente y Recursos Naturales	174,785,000.00	0.00	20,458,411.00	195,243,411.00	0.00	195,243,411.00	16,932,306.00	109,912,606.00	56.30	16,932,306.00	109,912,606.00	56.30
3-01-001-02-02-06-0004	ICBF Facultad Tecnológica	297,856,000.00	7,278,020.00	60,936,054.00	358,792,054.00	0.00	358,792,054.00	26,242,645.00	163,150,995.00	45.47	26,242,645.00	163,150,995.00	45.47
3-01-001-02-02-06-0004-00	ICBF Facultad Tecnológica	297,856,000.00	7,278,020.00	60,936,054.00	358,792,054.00	0.00	358,792,054.00	26,242,645.00	163,150,995.00	45.47	26,242,645.00	163,150,995.00	45.47
3-01-001-02-02-06-0005	ICBF Facultad Artes ASAB	250,390,000.00	4,189,342.00	2,723,421.00	253,113,421.00	0.00	253,113,421.00	12,137,150.00	146,803,450.00	58.00	12,137,150.00	146,803,450.00	58.00
3-01-001-02-02-06-0005-00	ICBF Facultad Artes ASAB	250,390,000.00	4,189,342.00	2,723,421.00	253,113,421.00	0.00	253,113,421.00	12,137,150.00	146,803,450.00	58.00	12,137,150.00	146,803,450.00	58.00
3-01-001-02-02-06-0006	ICBF Ilud	49,637,000.00	1,341,470.00	1,341,470.00	50,978,470.00	0.00	50,978,470.00	4,367,210.00	30,588,860.00	60.00	4,367,210.00	30,588,860.00	60.00
3-01-001-02-02-06-0006-00	ICBF Ilud	49,637,000.00	1,341,470.00	1,341,470.00	50,978,470.00	0.00	50,978,470.00	4,367,210.00	30,588,860.00	60.00	4,367,210.00	30,588,860.00	60.00
3-01-001-02-02-06-0007	ICBF Facultad de Ciencias Matemáticas y Naturales	99,515,000.00	2,268,727.00	32,063,486.00	131,578,486.00	0.00	131,578,486.00	10,300,681.00	58,221,331.00	44.25	10,300,681.00	58,221,331.00	44.25
3-01-001-02-02-06-0007-00	ICBF Facultad de Ciencias Matemáticas y Naturales	99,515,000.00	2,268,727.00	32,063,486.00	131,578,486.00	0.00	131,578,486.00	10,300,681.00	58,221,331.00	44.25	10,300,681.00	58,221,331.00	44.25

SISTEMA DE PRESUPUESTO
EJECUCION PRESUPUESTO
INFORME DE EJECUCION DEL PRESUPUESTO DE GASTOS E INVERSIONES

02-10-2025
04:16



ENTIDAD: 230 - UNIVERSIDAD DISTRITAL FRANCISCO JOSE DE CALDAS		MES: SEPTIEMBRE											
UNIDAD EJECUTORA: 01 - RECTOR		VIGENCIA FISCAL: 2025											
RUBRO PRESUPUESTAL		APROPIACION						TOTAL COMPROMISOS		EJECUC. PRESUP.	AUTORIZACION DE GIRO		EJEC. AUT. GIRO %
CODIGO 1	NOMBRE 2	INICIAL 3	MODIFICACIONES		VIGENTE 6=(3+5)	SUSPENSION 7	DISPONIBLE 8=(6-7)	MES 9	ACUMULADO 10	(11=10/8)	MES 12	ACUMULADO 13	(14=13/8)
			MES 4	ACUMULADO 5									
3-01-001-02-02-06-0008	ICBF Posgrado Facultad Ingenieria	22,013,000.00	0.00	0.00	22,013,000.00	0.00	22,013,000.00	1,437,450.00	10,706,100.00	48.64	1,437,450.00	10,706,100.00	48.64
3-01-001-02-02-06-0008-00	ICBF Posgrado Facultad Ingenieria	22,013,000.00	0.00	0.00	22,013,000.00	0.00	22,013,000.00	1,437,450.00	10,706,100.00	48.64	1,437,450.00	10,706,100.00	48.64
3-01-001-02-02-06-0009	ICBF Posgrado Facultad Ciencias y Educaci3n	55,706,000.00	0.00	0.00	55,706,000.00	0.00	55,706,000.00	3,652,250.00	26,530,850.00	47.63	3,652,250.00	26,530,850.00	47.63
3-01-001-02-02-06-0009-00	ICBF Posgrado Facultad Ciencias y Educaci3n	55,706,000.00	0.00	0.00	55,706,000.00	0.00	55,706,000.00	3,652,250.00	26,530,850.00	47.63	3,652,250.00	26,530,850.00	47.63
3-01-001-02-02-06-0010	ICBF Posgrado Facultad Medio Ambiente y Recursos Naturales	4,165,000.00	0.00	0.00	4,165,000.00	0.00	4,165,000.00	865,950.00	2,412,950.00	57.93	865,950.00	2,412,950.00	57.93
3-01-001-02-02-06-0010-00	ICBF Posgrado Facultad Medio Ambiente y Recursos Naturales	4,165,000.00	0.00	0.00	4,165,000.00	0.00	4,165,000.00	865,950.00	2,412,950.00	57.93	865,950.00	2,412,950.00	57.93
3-01-001-02-02-06-0011	ICBF Posgrado Facultad Tecnol3gica	15,558,000.00	4,080,000.00	4,080,000.00	19,638,000.00	0.00	19,638,000.00	818,050.00	7,535,300.00	38.37	818,050.00	7,535,300.00	38.37
3-01-001-02-02-06-0011-00	ICBF Posgrado Facultad Tecnol3gica	15,558,000.00	4,080,000.00	4,080,000.00	19,638,000.00	0.00	19,638,000.00	818,050.00	7,535,300.00	38.37	818,050.00	7,535,300.00	38.37
3-01-001-02-02-06-0012	ICBF Posgrado Facultad Artes ASAB	7,861,000.00	629,876.00	629,876.00	8,490,876.00	0.00	8,490,876.00	907,300.00	5,473,300.00	64.46	907,300.00	5,473,300.00	64.46
3-01-001-02-02-06-0012-00	ICBF Posgrado Facultad Artes ASAB	7,861,000.00	629,876.00	629,876.00	8,490,876.00	0.00	8,490,876.00	907,300.00	5,473,300.00	64.46	907,300.00	5,473,300.00	64.46
3-01-001-02-02-06-0013	ICBF Facultad de Ciencias de la Salud	1,361,000.00	0.00	0.00	1,361,000.00	0.00	1,361,000.00	174,700.00	174,700.00	12.84	174,700.00	174,700.00	12.84
3-01-001-02-02-06-0013-00	ICBF Facultad de Ciencias de la Salud	1,361,000.00	0.00	0.00	1,361,000.00	0.00	1,361,000.00	174,700.00	174,700.00	12.84	174,700.00	174,700.00	12.84
3-01-002	Adquisici3n de bienes y servicios	115,590,801,000.00	18,098,914,566.00	23,260,712,865.00	138,851,513,865.00	0.00	138,851,513,865.00	5,015,818,087.00	105,371,669,478.00	75.89	9,612,415,579.00	70,739,049,889.00	50.95
3-01-002-01	Adquisici3n de activos no financieros	2,781,855,000.00	0.00	215,287,376.00	2,997,142,376.00	0.00	2,997,142,376.00	1,142,400.00	2,518,339,174.00	84.02	0.00	1,377,363,310.00	45.96
3-01-002-01-01	Activos fijos	2,781,855,000.00	0.00	215,287,376.00	2,997,142,376.00	0.00	2,997,142,376.00	1,142,400.00	2,518,339,174.00	84.02	0.00	1,377,363,310.00	45.96
3-01-002-01-01-03	Maquinaria y equipo	0.00	0.00	35,000,000.00	35,000,000.00	0.00	35,000,000.00	1,142,400.00	29,940,400.00	85.54	0.00	24,990,000.00	71.40
3-01-002-01-01-03-0003	Maquinaria de oficina, contabilidad e inform3tica	0.00	0.00	35,000,000.00	35,000,000.00	0.00	35,000,000.00	1,142,400.00	29,940,400.00	85.54	0.00	24,990,000.00	71.40
3-01-002-01-01-03-0003-02	Maquinaria de inform3tica y sus partes	0.00	0.00	35,000,000.00	35,000,000.00	0.00	35,000,000.00	1,142,400.00	29,940,400.00	85.54	0.00	24,990,000.00	71.40
3-01-002-01-01-04	Activos fijos no clasificados como maquinaria y equipo	120,000,000.00	0.00	45,327,376.00	165,327,376.00	0.00	165,327,376.00	0.00	131,584,724.00	79.59	0.00	19,493,390.00	11.79
3-01-002-01-01-04-0001	Muebles, instrumentos musicales, articulos de deporte y antigüedades	120,000,000.00	0.00	45,327,376.00	165,327,376.00	0.00	165,327,376.00	0.00	131,584,724.00	79.59	0.00	19,493,390.00	11.79
3-01-002-01-01-04-0001-01	Instrumentos musicales	20,000,000.00	0.00	-378,612.00	19,621,388.00	0.00	19,621,388.00	0.00	19,493,390.00	99.35	0.00	19,493,390.00	99.35
3-01-002-01-01-04-0001-02	Articulos de deporte	100,000,000.00	0.00	45,705,988.00	145,705,988.00	0.00	145,705,988.00	0.00	112,091,334.00	76.93	0.00	0.00	0.00
3-01-002-01-01-05	Otros activos fijos	2,661,855,000.00	0.00	134,960,000.00	2,796,815,000.00	0.00	2,796,815,000.00	0.00	2,356,814,050.00	84.27	0.00	1,332,879,920.00	47.66
3-01-002-01-01-05-0002	Productos de la propiedad intelectual	2,661,855,000.00	0.00	134,960,000.00	2,796,815,000.00	0.00	2,796,815,000.00	0.00	2,356,814,050.00	84.27	0.00	1,332,879,920.00	47.66
3-01-002-01-01-05-0002-03	Paquetes de software	2,661,855,000.00	0.00	134,960,000.00	2,796,815,000.00	0.00	2,796,815,000.00	0.00	2,356,814,050.00	84.27	0.00	1,332,879,920.00	47.66
3-01-002-02	Adquisiciones diferentes de activos	112,808,946,000.00	18,098,914,566.00	23,045,425,489.00	135,854,371,489.00	0.00	135,854,371,489.00	5,014,675,687.00	102,853,330,304.00	75.71	9,612,415,579.00	69,361,686,579.00	51.06




SISTEMA DE PRESUPUESTO
EJECUCION PRESUPUESTO
INFORME DE EJECUCION DEL PRESUPUESTO DE GASTOS E INVERSIONES

02-10-2025

04:16

ENTIDAD: 230 - UNIVERSIDAD DISTRITAL FRANCISCO JOSE DE CALDAS		MES: SEPTIEMBRE											
UNIDAD EJECUTORA: 01 - RECTOR		VIGENCIA FISCAL: 2025											
RUBRO PRESUPUESTAL		APROPIACION						TOTAL COMPROMISOS		EJECUC. PRESUP.	AUTORIZACION DE GIRO		EJEC. AUT. GIRO %
CODIGO 1	NOMBRE 2	INICIAL 3	MODIFICACIONES		VIGENTE 6=(3+5)	SUSPENSION 7	DISPONIBLE 8=(6-7)	MES 9	ACUMULADO 10	(11=10/8)	MES 12	ACUMULADO 13	(14=13/8)
			MES 4	ACUMULADO 5									
3-01-002-02-01	Materiales y suministros	1,230,433,000.00	0.00	-14,656,253.00	1,215,776,747.00	0.00	1,215,776,747.00	15,000,000.00	992,504,526.00	81.64	83,849,271.00	676,833,487.00	55.67
3-01-002-02-01-02	Productos alimenticios, bebidas y tabaco; textiles, prendas de vestir y productos de cuero	310,000,000.00	0.00	-7,600,000.00	302,400,000.00	0.00	302,400,000.00	0.00	293,625,122.00	97.10	0.00	52,292,170.00	17.29
3-01-002-02-01-02-0008	Tejido de punto o ganchillo; prendas de vestir	310,000,000.00	0.00	-7,600,000.00	302,400,000.00	0.00	302,400,000.00	0.00	293,625,122.00	97.10	0.00	52,292,170.00	17.29
3-01-002-02-01-02-0008-00	Tejido de punto o ganchillo; prendas d	310,000,000.00	0.00	-7,600,000.00	302,400,000.00	0.00	302,400,000.00	0.00	293,625,122.00	97.10	0.00	52,292,170.00	17.29
3-01-002-02-01-03	Otros bienes transportables (excepto productos metálicos, maquinaria y equipo)	552,640,000.00	0.00	-15,000,000.00	537,640,000.00	0.00	537,640,000.00	15,000,000.00	381,935,334.00	71.04	32,732,256.00	352,874,053.00	65.63
3-01-002-02-01-03-0002	Pasta o pulpa, papel y productos de papel; impresos y artículos similares	305,887,000.00	0.00	0.00	305,887,000.00	0.00	305,887,000.00	0.00	247,908,652.00	81.05	0.00	242,588,757.00	79.31
3-01-002-02-01-03-0002-01	Pastas o pulpas de otras fibras n.c.p. l	305,887,000.00	0.00	0.00	305,887,000.00	0.00	305,887,000.00	0.00	247,908,652.00	81.05	0.00	242,588,757.00	79.31
3-01-002-02-01-03-0003	Productos de hornos de coque; productos de refinación de petróleo y combustible nuclear	52,865,000.00	0.00	15,000,000.00	67,865,000.00	0.00	67,865,000.00	15,000,000.00	46,719,000.00	68.84	3,694,114.00	22,977,614.00	33.86
3-01-002-02-01-03-0003-31	Gasolina motor corriente	31,719,000.00	0.00	15,000,000.00	46,719,000.00	0.00	46,719,000.00	15,000,000.00	46,719,000.00	100.00	3,694,114.00	22,977,614.00	49.18
3-01-002-02-01-03-0003-36	Diésel oil ACPM (fuel gas gasoil marin	21,146,000.00	0.00	0.00	21,146,000.00	0.00	21,146,000.00	0.00	0.00	0.00	0.00	0.00	0.00
3-01-002-02-01-03-0005	Otros productos químicos; fibras artificiales (o fibras industriales hechas por el hombre)	100,000,000.00	0.00	-30,000,000.00	70,000,000.00	0.00	70,000,000.00	0.00	0.00	0.00	0.00	0.00	0.00
3-01-002-02-01-03-0005-02	Otros medicamentos n.c.p. para uso h	100,000,000.00	0.00	-30,000,000.00	70,000,000.00	0.00	70,000,000.00	0.00	0.00	0.00	0.00	0.00	0.00
3-01-002-02-01-03-0006	Productos de caucho y plástico	93,888,000.00	0.00	0.00	93,888,000.00	0.00	93,888,000.00	0.00	87,307,682.00	92.99	29,038,142.00	87,307,682.00	92.99
3-01-002-02-01-03-0006-09	Cartuchos plásticos para impresora de	93,888,000.00	0.00	0.00	93,888,000.00	0.00	93,888,000.00	0.00	87,307,682.00	92.99	29,038,142.00	87,307,682.00	92.99
3-01-002-02-01-04	Productos metálicos y paquetes de software	367,793,000.00	0.00	7,943,747.00	375,736,747.00	0.00	375,736,747.00	0.00	316,944,070.00	84.35	51,117,015.00	271,667,264.00	72.30
3-01-002-02-01-04-0002	Productos metálicos elaborados (excepto maquinaria y equipo)	298,793,000.00	0.00	9,792,677.00	308,585,677.00	0.00	308,585,677.00	0.00	298,793,000.00	96.83	51,117,015.00	253,516,194.00	82.15
3-01-002-02-01-04-0002-09	Artículos n.c.p. de ferretería y cerrajer	298,793,000.00	0.00	9,792,677.00	308,585,677.00	0.00	308,585,677.00	0.00	298,793,000.00	96.83	51,117,015.00	253,516,194.00	82.15
3-01-002-02-01-04-0004	Maquinaria para usos especiales	20,000,000.00	0.00	-1,848,930.00	18,151,070.00	0.00	18,151,070.00	0.00	18,151,070.00	100.00	0.00	18,151,070.00	100.00
3-01-002-02-01-04-0004-08	Calentadores de agua instantáneos o	20,000,000.00	0.00	-1,848,930.00	18,151,070.00	0.00	18,151,070.00	0.00	18,151,070.00	100.00	0.00	18,151,070.00	100.00
3-01-002-02-01-04-0005	Maquinaria de oficina, contabilidad e informática	49,000,000.00	0.00	0.00	49,000,000.00	0.00	49,000,000.00	0.00	0.00	0.00	0.00	0.00	0.00
3-01-002-02-01-04-0005-99	Máquinas y material de oficina n.c.p.	49,000,000.00	0.00	0.00	49,000,000.00	0.00	49,000,000.00	0.00	0.00	0.00	0.00	0.00	0.00
3-01-002-02-02	Adquisición de servicios	111,578,513,000.00	18,098,914,566.00	23,060,081,742.00	134,638,594,742.00	0.00	134,638,594,742.00	4,999,675,687.00	101,860,825,778.00	75.65	9,528,566,308.00	68,684,853,092.00	51.01

SISTEMA DE PRESUPUESTO
EJECUCION PRESUPUESTO
INFORME DE EJECUCION DEL PRESUPUESTO DE GASTOS E INVERSIONES

 02-10-2025
04:16

ENTIDAD: 230 - UNIVERSIDAD DISTRITAL FRANCISCO JOSE DE CALDAS		MES: SEPTIEMBRE											
UNIDAD EJECUTORA: 01 - RECTOR		VIGENCIA FISCAL: 2025											
RUBRO PRESUPUESTAL		APROPIACION						TOTAL COMPROMISOS		EJECUC. PRESUP.	AUTORIZACION DE GIRO		EJEC. AUT. GIRO %
CODIGO 1	NOMBRE 2	INICIAL 3	MODIFICACIONES		VIGENTE 6=(3+5)	SUSPENSION 7	DISPONIBLE 8=(6-7)	MES 9	ACUMULADO 10	(11=10/8)	MES 12	ACUMULADO 13	(14=13/8)
			MES 4	ACUMULADO 5									
3-01-002-02-02-05	Servicios de la construcción	83,250,000.00	0.00	-83,250,000.00	0.00	0.00	0.00	0.00	0.00	0.00	0.00	0.00	0.00
3-01-002-02-02-05-0004	Servicios de construcción	83,250,000.00	0.00	-83,250,000.00	0.00	0.00	0.00	0.00	0.00	0.00	0.00	0.00	0.00
3-01-002-02-02-05-0004-07	Servicios de instalación de vidrios y ve	83,250,000.00	0.00	-83,250,000.00	0.00	0.00	0.00	0.00	0.00	0.00	0.00	0.00	0.00
3-01-002-02-02-06	Servicios de alojamiento; servicios de suministro de comidas y bebidas; servicios de transporte; y servicios de distribución de electricidad, gas y agua	9,321,454,000.00	246,020,190.00	1,121,057,439.00	10,442,511,439.00	0.00	10,442,511,439.00	822,188,169.00	7,241,250,571.00	69.34	88,141,317.00	2,687,203,496.00	25.73
3-01-002-02-02-06-0003	Alojamiento; servicios de suministros de comidas y bebidas	5,306,724,000.00	145,020,190.00	771,475,086.00	6,078,199,086.00	0.00	6,078,199,086.00	18,124,776.00	5,741,815,016.00	94.47	21,425,808.00	2,231,270,885.00	36.71
3-01-002-02-02-06-0003-02	Alojamiento; servicios de suministros c	785,046,000.00	101,000,000.00	146,403,760.00	931,449,760.00	0.00	931,449,760.00	18,124,776.00	678,823,016.00	72.88	21,425,808.00	119,720,885.00	12.85
3-01-002-02-02-06-0003-03	Apoyo alimentario	4,521,678,000.00	44,020,190.00	625,071,326.00	5,146,749,326.00	0.00	5,146,749,326.00	0.00	5,062,992,000.00	98.37	0.00	2,111,550,000.00	41.03
3-01-002-02-02-06-0004	Servicios de transporte de pasajeros	4,014,730,000.00	101,000,000.00	349,582,353.00	4,364,312,353.00	0.00	4,364,312,353.00	804,063,393.00	1,499,435,555.00	34.36	66,715,509.00	455,932,611.00	10.45
3-01-002-02-02-06-0004-02	Servicios de transporte terrestre de pa	2,852,406,000.00	0.00	228,582,353.00	3,080,988,353.00	0.00	3,080,988,353.00	750,282,788.00	1,036,814,557.00	33.65	12,502,122.00	44,432,768.00	1.44
3-01-002-02-02-06-0004-04	Servicios de transporte aéreo de pasaj	1,100,953,000.00	101,000,000.00	121,000,000.00	1,221,953,000.00	0.00	1,221,953,000.00	53,780,605.00	405,152,157.00	33.16	49,011,535.00	398,583,087.00	32.62
3-01-002-02-02-06-0004-08	Servicios locales de mensajería nacio	61,371,000.00	0.00	0.00	61,371,000.00	0.00	61,371,000.00	0.00	57,468,841.00	93.64	5,201,852.00	12,916,756.00	21.05
3-01-002-02-02-07	Servicios financieros y servicios conexos, servicios inmobiliarios y servicios de leasing	10,263,001,000.00	3,517,630,301.00	3,198,692,774.00	13,461,693,774.00	0.00	13,461,693,774.00	33,717,982.00	8,858,389,986.00	65.80	549,852,009.00	3,678,017,196.00	27.32
3-01-002-02-02-07-0001	Servicios financieros y servicios conexos	5,249,671,000.00	0.00	-325,987,981.00	4,923,683,019.00	0.00	4,923,683,019.00	11,466,000.00	4,296,703,622.00	87.27	23,114,352.00	388,740,330.00	7.90
3-01-002-02-02-07-0001-01	Afiliación ARL Estudiantes en pasantí	175,508,000.00	0.00	0.00	175,508,000.00	0.00	175,508,000.00	11,466,000.00	120,124,300.00	68.44	11,466,000.00	120,124,200.00	68.44
3-01-002-02-02-07-0001-02	Servicios de planes complementarios c	746,000,000.00	0.00	-281,053,280.00	464,946,720.00	0.00	464,946,720.00	0.00	464,946,720.00	100.00	0.00	122,462,629.00	26.34
3-01-002-02-02-07-0001-03	Servicio de seguro obligatorio de acci	14,083,000.00	0.00	0.00	14,083,000.00	0.00	14,083,000.00	0.00	11,173,500.00	79.34	11,173,500.00	11,173,500.00	79.34
3-01-002-02-02-07-0001-04	Servicios de seguros de vehículos aut	31,080,000.00	0.00	0.00	31,080,000.00	0.00	31,080,000.00	0.00	22,632,610.00	72.82	0.00	0.00	0.00
3-01-002-02-02-07-0001-05	Servicios de seguros contra incendio, i	2,553,000,000.00	0.00	-80,000,000.00	2,473,000,000.00	0.00	2,473,000,000.00	0.00	2,133,709,033.00	86.28	474,852.00	90,814,702.00	3.67
3-01-002-02-02-07-0001-06	Servicios de seguros generales de res	1,665,000,000.00	0.00	0.00	1,665,000,000.00	0.00	1,665,000,000.00	0.00	1,499,952,160.00	90.09	0.00	0.00	0.00
3-01-002-02-02-07-0001-07	Servicios actuariales	65,000,000.00	0.00	-9,100,000.00	55,900,000.00	0.00	55,900,000.00	0.00	0.00	0.00	0.00	0.00	0.00
3-01-002-02-02-07-0001-08	Servicios de seguros de cumplimiento	0.00	0.00	44,165,299.00	44,165,299.00	0.00	44,165,299.00	0.00	44,165,299.00	100.00	0.00	44,165,299.00	100.00
3-01-002-02-02-07-0002	SERVICIOS INMOBILIARIOS	4,893,330,000.00	3,517,630,301.00	3,524,680,755.00	8,418,010,755.00	0.00	8,418,010,755.00	22,251,982.00	4,511,588,078.00	53.59	476,723,742.00	3,239,262,951.00	38.48
3-01-002-02-02-07-0002-01	Servicios de alquiler o arrendamiento c	4,893,330,000.00	3,517,630,301.00	3,524,680,755.00	8,418,010,755.00	0.00	8,418,010,755.00	22,251,982.00	4,511,588,078.00	53.59	476,723,742.00	3,239,262,951.00	38.48
3-01-002-02-02-07-0003	Servicios de arrendamiento o alquiler sin operario	120,000,000.00	0.00	0.00	120,000,000.00	0.00	120,000,000.00	0.00	50,098,286.00	41.75	50,013,915.00	50,013,915.00	41.68
3-01-002-02-02-07-0003-02	Servicios de arrendamiento o alquiler c	120,000,000.00	0.00	0.00	120,000,000.00	0.00	120,000,000.00	0.00	50,098,286.00	41.75	50,013,915.00	50,013,915.00	41.68



SISTEMA DE PRESUPUESTO
EJECUCION PRESUPUESTO
INFORME DE EJECUCION DEL PRESUPUESTO DE GASTOS E INVERSIONES

02-10-2025
04:16

ENTIDAD: 230 - UNIVERSIDAD DISTRITAL FRANCISCO JOSE DE CALDAS		MES: SEPTIEMBRE											
UNIDAD EJECUTORA: 01 - RECTOR		VIGENCIA FISCAL: 2025											
RUBRO PRESUPUESTAL		APROPIACION			TOTAL COMPROMISOS		EJECUC. PRESUP.	AUTORIZACION DE GIRO		EJEC. AUT. GIRO %			
CODIGO 1	NOMBRE 2	INICIAL 3	MODIFICACIONES		VIGENTE 6=(3+5)	SUSPENSION 7	DISPONIBLE 8=(6-7)	TOTAL COMPROMISOS		EJECUC. PRESUP. (11=10/8)	AUTORIZACION DE GIRO		EJEC. AUT. GIRO % (14=13/8)
			MES 4	ACUMULADO 5				MES 9	ACUMULADO 10		MES 12	ACUMULADO 13	
3-01-002-02-02-08	Servicios prestados a las empresas y servicios de producción	85,891,864,000.00	14,131,594,241.00	16,738,150,316.00	102,630,014,316.00	0.00	102,630,014,316.00	3,727,832,444.00	82,093,121,316.00	79.99	8,730,226,325.00	59,288,388,077.00	57.77
3-01-002-02-02-08-0000	Servicios de sistemas de seguridad	91,343,000.00	0.00	-91,343,000.00	0.00	0.00	0.00	0.00	0.00	0.00	0.00	0.00	0.00
3-01-002-02-02-08-0000-00	Servicios de sistemas de seguridad	91,343,000.00	0.00	-91,343,000.00	0.00	0.00	0.00	0.00	0.00	0.00	0.00	0.00	0.00
3-01-002-02-02-08-0001	Servicios de investigación y desarrollo	494,519,000.00	0.00	39,192,640.00	533,711,640.00	0.00	533,711,640.00	894,320.00	282,348,587.00	52.90	12,826,037.00	59,604,022.00	11.17
3-01-002-02-02-08-0001-03	Servicios interdisciplinarios de investig	494,519,000.00	0.00	39,192,640.00	533,711,640.00	0.00	533,711,640.00	894,320.00	282,348,587.00	52.90	12,826,037.00	59,604,022.00	11.17
3-01-002-02-02-08-0002	Servicios jurídicos y contables	1,354,103,000.00	264,748,461.00	799,047,309.00	2,153,150,309.00	0.00	2,153,150,309.00	0.00	1,831,419,210.00	85.06	200,699,360.00	1,349,925,838.00	62.70
3-01-002-02-02-08-0002-02	Servicios de documentación y certifica	2,550,000.00	0.00	0.00	2,550,000.00	0.00	2,550,000.00	0.00	702,554.00	27.55	0.00	702,554.00	27.55
3-01-002-02-02-08-0002-04	Otros servicios jurídicos n.c.p.	1,351,553,000.00	264,748,461.00	799,047,309.00	2,150,600,309.00	0.00	2,150,600,309.00	0.00	1,830,716,656.00	85.13	200,699,360.00	1,349,223,284.00	62.74
3-01-002-02-02-08-0003	Servicios de consultoría en administración y servicios de gestión; servicios de tecnología de la información	5,699,452,000.00	296,602,312.00	896,554,061.00	6,596,006,061.00	0.00	6,596,006,061.00	7,519,728.00	5,869,645,305.00	88.99	616,404,672.00	3,975,571,878.00	60.27
3-01-002-02-02-08-0003-49	Otros servicios de ensayos y análisis t	2,000,000.00	0.00	0.00	2,000,000.00	0.00	2,000,000.00	0.00	0.00	0.00	0.00	0.00	0.00
3-01-002-02-02-08-0003-70	Servicios de consultoría en gestión adi	1,022,797,000.00	69,151,263.00	69,151,263.00	1,091,948,263.00	0.00	1,091,948,263.00	7,519,728.00	1,015,998,995.00	93.04	103,396,279.00	754,128,594.00	69.06
3-01-002-02-02-08-0003-71	Servicios de venta o alquiler de espaci	148,022,000.00	0.00	0.00	148,022,000.00	0.00	148,022,000.00	0.00	0.00	0.00	0.00	0.00	0.00
3-01-002-02-02-08-0003-72	Servicios de consultoría en gestión adi	491,245,000.00	0.00	0.00	491,245,000.00	0.00	491,245,000.00	0.00	432,927,403.00	88.13	46,496,980.00	300,997,966.00	61.27
3-01-002-02-02-08-0003-73	Servicios de consultoría en gestión adi	4,035,388,000.00	227,451,049.00	827,402,798.00	4,862,790,798.00	0.00	4,862,790,798.00	0.00	4,420,718,907.00	90.91	466,511,413.00	2,920,445,318.00	60.06

SISTEMA DE PRESUPUESTO
EJECUCION PRESUPUESTO
INFORME DE EJECUCION DEL PRESUPUESTO DE GASTOS E INVERSIONES

02-10-2025
04:16

ENTIDAD: 230 - UNIVERSIDAD DISTRITAL FRANCISCO JOSE DE CALDAS		MES: SEPTIEMBRE											
UNIDAD EJECUTORA: 01 - RECTOR		VIGENCIA FISCAL: 2025											
RUBRO PRESUPUESTAL		APROPIACION						TOTAL COMPROMISOS		EJECUC. PRESUP.	AUTORIZACION DE GIRO		EJEC. AUT. GIRO %
CODIGO 1	NOMBRE 2	INICIAL 3	MODIFICACIONES		VIGENTE 6=(3+5)	SUSPENSION 7	DISPONIBLE 8=(6-7)	MES 9	ACUMULADO 10	(11=10/8)	MES 12	ACUMULADO 13	(14=13/8)
			MES 4	ACUMULADO 5									
3-01-002-02-02-08-0003	Servicios profesionales, científicos y técnicos (excepto los servicios de investigación, urbanismo, jurid y de contab)	48,466,519,000.00	4,126,406,920.00	5,254,943,640.00	53,721,462,640.00	0.00	53,721,462,640.00	922,241,082.00	46,075,458,962.00	85.77	3,416,239,394.00	34,500,017,991.00	64.22
3-01-002-02-02-08-0003-51	Servicios de consultoría en gestión adi	2,467,967,000.00	0.00	0.00	2,467,967,000.00	0.00	2,467,967,000.00	259,077,000.00	990,756,000.00	40.14	165,126,000.00	828,477,000.00	33.57
3-01-002-02-02-08-0003-52	Servicios de consultoría en gestión adi	2,398,428,000.00	159,451,668.00	141,905,648.00	2,540,333,648.00	0.00	2,540,333,648.00	23,060,504.00	2,246,276,605.00	88.42	143,476,421.00	1,591,031,135.00	62.63
3-01-002-02-02-08-0003-53	Servicios de consultoría en gestión adi	1,039,377,000.00	51,886,134.00	51,886,134.00	1,091,263,134.00	0.00	1,091,263,134.00	0.00	1,027,403,782.00	94.15	87,479,509.00	834,681,500.00	76.49
3-01-002-02-02-08-0003-54	Servicios de consultoría en gestión adi	784,512,000.00	0.00	0.00	784,512,000.00	0.00	784,512,000.00	0.00	391,365,119.00	49.89	0.00	391,365,119.00	49.89
3-01-002-02-02-08-0003-55	Servicios de consultoría en gestión adi	2,127,468,000.00	149,369,293.00	149,369,293.00	2,276,837,293.00	0.00	2,276,837,293.00	117,946,968.00	2,238,192,867.00	98.30	0.00	1,512,439,533.00	66.43
3-01-002-02-02-08-0003-56	Servicios de consultoría en gestión adi	3,423,599,000.00	0.00	215,197,500.00	3,638,796,500.00	0.00	3,638,796,500.00	0.00	3,572,656,321.00	98.18	0.00	2,335,660,754.00	64.19
3-01-002-02-02-08-0003-57	Servicios de consultoría en gestión adi	2,643,905,000.00	0.00	0.00	2,643,905,000.00	0.00	2,643,905,000.00	21,097,008.00	2,563,730,282.00	96.97	246,647,093.00	1,981,544,556.00	74.95
3-01-002-02-02-08-0003-58	Servicios de consultoría en gestión adi	2,995,334,000.00	0.00	0.00	2,995,334,000.00	0.00	2,995,334,000.00	0.00	2,906,124,180.00	97.02	293,394,717.00	2,246,468,583.00	75.00
3-01-002-02-02-08-0003-59	Servicios de consultoría en gestión adi	3,222,062,000.00	397,643,225.00	504,116,076.00	3,726,178,076.00	0.00	3,726,178,076.00	0.00	3,222,057,134.00	86.47	331,515,551.00	2,507,384,490.00	67.29
3-01-002-02-02-08-0003-60	Servicios de consultoría en gestión adi	11,271,829,000.00	0.00	736,766,795.00	12,008,595,795.00	0.00	12,008,595,795.00	-164,414,668.00	10,548,248,956.00	87.84	417,896,395.00	7,125,452,366.00	59.34
3-01-002-02-02-08-0003-61	Servicios de consultoría en gestión adi	11,578,260,000.00	2,339,711,644.00	2,294,593,282.00	13,872,853,282.00	0.00	13,872,853,282.00	2,966,107.00	11,337,907,542.00	81.73	1,230,753,891.00	9,349,095,741.00	67.39
3-01-002-02-02-08-0003-62	Servicios de consultoría en tecnología:	94,692,000.00	0.00	0.00	94,692,000.00	0.00	94,692,000.00	94,000,000.00	94,000,000.00	99.27	0.00	0.00	0.00
3-01-002-02-02-08-0003-63	Servicios de soporte en tecnologías de	2,069,950,000.00	859,344,956.00	859,344,956.00	2,929,294,956.00	0.00	2,929,294,956.00	584,458,345.00	2,642,858,617.00	90.22	262,563,843.00	1,994,779,369.00	68.10
3-01-002-02-02-08-0003-64	Otros servicios de publicidad	381,637,000.00	0.00	35,059,320.00	416,696,320.00	0.00	416,696,320.00	0.00	355,955,578.00	85.42	45,708,091.00	230,428,144.00	55.30
3-01-002-02-02-08-0003-69	Servicios de consultoría en gestión adi	1,967,499,000.00	169,000,000.00	266,704,636.00	2,234,203,636.00	0.00	2,234,203,636.00	-15,950,182.00	1,937,925,979.00	86.74	191,677,883.00	1,571,209,701.00	70.33
3-01-002-02-02-08-0004	Servicios de telecomunicaciones, transmisión y suministro de información	1,438,972,000.00	7,533,285.00	7,533,285.00	1,446,505,285.00	0.00	1,446,505,285.00	16,861,027.00	1,055,302,319.00	72.96	16,861,027.00	209,640,719.00	14.49
3-01-002-02-02-08-0004-11	Servicios de operadores (conexión)	20,851,000.00	7,533,285.00	23,668,015.00	44,519,015.00	0.00	44,519,015.00	1,666,380.00	30,869,820.00	69.34	1,666,380.00	30,869,820.00	69.34
3-01-002-02-02-08-0004-12	Servicios de telefonía fija (acceso)	250,410,000.00	0.00	-16,134,730.00	234,275,270.00	0.00	234,275,270.00	15,194,647.00	128,322,111.00	54.77	15,194,647.00	128,322,111.00	54.77
3-01-002-02-02-08-0004-22	Servicios de acceso a Internet	1,112,281,000.00	0.00	0.00	1,112,281,000.00	0.00	1,112,281,000.00	0.00	845,661,600.00	76.03	0.00	0.00	0.00
3-01-002-02-02-08-0004-61	Servicios de transmisión de programas	53,230,000.00	0.00	0.00	53,230,000.00	0.00	53,230,000.00	0.00	50,448,788.00	94.78	0.00	50,448,788.00	94.78
3-01-002-02-02-08-0004-63	Servicios de distribución de programas	2,200,000.00	0.00	0.00	2,200,000.00	0.00	2,200,000.00	0.00	0.00	0.00	0.00	0.00	0.00
3-01-002-02-02-08-0005	SERVICIOS DE ORGANIZACIÓN Y ASISTENCIA DE CONVENCIONES Y FERIAS	1,717,610,000.00	0.00	75,328,240.00	1,792,938,240.00	0.00	1,792,938,240.00	49,900,186.00	887,580,600.00	49.50	87,507,092.00	510,146,439.00	28.45
3-01-002-02-02-08-0005-61	SERVICIOS DE ORGANIZACIÓN Y A	1,717,610,000.00	0.00	75,328,240.00	1,792,938,240.00	0.00	1,792,938,240.00	49,900,186.00	887,580,600.00	49.50	87,507,092.00	510,146,439.00	28.45


✍

SISTEMA DE PRESUPUESTO
EJECUCION PRESUPUESTO
INFORME DE EJECUCION DEL PRESUPUESTO DE GASTOS E INVERSIONES

02-10-2025
04:16

ENTIDAD: 230 - UNIVERSIDAD DISTRITAL FRANCISCO JOSE DE CALDAS										MES: SEPTIEMBRE			
UNIDAD EJECUTORA: 01 - RECTOR										VIGENCIA FISCAL: 2025			
RUBRO PRESUPUESTAL		APROPIACION						TOTAL COMPROMISOS		EJECUC. PRESUP.	AUTORIZACION DE GIRO		EJEC. AUT. GIRO %
CODIGO 1	NOMBRE 2	INICIAL 3	MODIFICACIONES		VIGENTE 6=(3+5)	SUSPENSION 7	DISPONIBLE 8=(6-7)	MES 9	ACUMULADO 10	(11=10/8)	AUTORIZACION DE GIRO		(14=13/8)
			MES 4	ACUMULADO 5							MES 12	ACUMULADO 13	
3-01-002-02-02-08-0005	Servicios de soporte	21,386,383,000.00	9,096,825,710.00	9,128,663,710.00	30,515,046,710.00	0.00	30,515,046,710.00	2,399,420,548.00	22,430,216,410.00	73.51	3,998,444,456.00	16,085,248,770.00	52.71
3-01-002-02-02-08-0005-25	Servicios de protección (guardas de st	14,656,268,000.00	5,903,395,805.00	5,903,395,805.00	20,559,663,805.00	0.00	20,559,663,805.00	0.00	14,628,816,604.00	71.15	3,347,164,839.00	11,953,325,488.00	58.14
3-01-002-02-02-08-0005-31	Servicios de desinfección y exterminac	218,659,000.00	0.00	0.00	218,659,000.00	0.00	218,659,000.00	0.00	167,330,107.00	76.53	0.00	0.00	0.00
3-01-002-02-02-08-0005-33	Servicios de limpieza general	5,704,358,000.00	3,193,429,905.00	3,193,429,905.00	8,897,787,905.00	0.00	8,897,787,905.00	2,395,072,429.00	7,185,217,286.00	80.75	645,514,491.00	4,011,528,634.00	45.08
3-01-002-02-02-08-0005-34	Servicios especializados de limpieza	89,870,000.00	0.00	-89,870,000.00	0.00	0.00	0.00	0.00	0.00	0.00	0.00	0.00	0.00
3-01-002-02-02-08-0005-54	Servicios de preparación de document	437,487,000.00	0.00	-52,042,000.00	385,445,000.00	0.00	385,445,000.00	0.00	333,139,055.00	86.43	5,765,126.00	17,058,709.00	4.43
3-01-002-02-02-08-0005-62	Membresias	279,741,000.00	0.00	173,750,000.00	453,491,000.00	0.00	453,491,000.00	4,348,119.00	115,713,358.00	25.52	0.00	103,335,939.00	22.79
3-01-002-02-02-08-0006	Servicios de apoyo y de operación para la distribución de electricidad, gas y agua	3,009,618,000.00	339,477,553.00	351,477,553.00	3,361,095,553.00	0.00	3,361,095,553.00	280,794,393.00	2,287,703,389.00	68.06	286,545,029.00	2,064,203,202.00	61.41
3-01-002-02-02-08-0006-31	Servicios de distribución de electricidad	2,774,882,000.00	226,009,182.00	226,009,182.00	3,000,891,182.00	0.00	3,000,891,182.00	257,919,539.00	2,070,534,111.00	69.00	249,813,760.00	1,847,220,951.00	61.56
3-01-002-02-02-08-0006-32	Servicios de distribución de gas por tul	2,691,000.00	0.00	12,000,000.00	14,691,000.00	0.00	14,691,000.00	701,082.00	13,211,152.00	89.93	701,082.00	13,211,152.00	89.93
3-01-002-02-02-08-0006-33	Servicios de distribución de agua por t	232,045,000.00	113,468,371.00	113,468,371.00	345,513,371.00	0.00	345,513,371.00	22,173,772.00	203,958,126.00	59.03	36,030,187.00	203,771,099.00	58.98
3-01-002-02-02-08-0007	Servicios de mantenimiento, reparación e instalación (excepto servicios de construcción)	1,531,659,000.00	0.00	234,071,578.00	1,765,730,578.00	0.00	1,765,730,578.00	0.00	794,751,279.00	45.01	94,699,258.00	152,122,708.00	8.62
3-01-002-02-02-08-0007-00	Servicio de mantenimiento y reparació	50,000,000.00	0.00	0.00	50,000,000.00	0.00	50,000,000.00	0.00	0.00	0.00	0.00	0.00	0.00
3-01-002-02-02-08-0007-11	Servicio de mantenimiento y reparació	0.00	0.00	116,771,358.00	116,771,358.00	0.00	116,771,358.00	0.00	0.00	0.00	0.00	0.00	0.00
3-01-002-02-02-08-0007-12	Servicio de mantenimiento y reparació	237,223,000.00	0.00	-3,654,000.00	233,569,000.00	0.00	233,569,000.00	0.00	0.00	0.00	0.00	0.00	0.00
3-01-002-02-02-08-0007-13	Servicios de mantenimiento y reparaci	631,263,000.00	0.00	8,137,220.00	639,400,220.00	0.00	639,400,220.00	0.00	416,832,649.00	65.19	33,500,880.00	41,638,100.00	6.51
3-01-002-02-02-08-0007-14	Servicio de mantenimiento y reparació	78,294,000.00	0.00	38,750,000.00	117,044,000.00	0.00	117,044,000.00	0.00	77,500,000.00	66.21	23,996,498.00	23,996,498.00	20.50
3-01-002-02-02-08-0007-16	Servicio de mantenimiento y reparació	105,730,000.00	0.00	0.00	105,730,000.00	0.00	105,730,000.00	0.00	0.00	0.00	0.00	0.00	0.00
3-01-002-02-02-08-0007-19	Servicios de mantenimiento y reparaci	32,623,000.00	0.00	0.00	32,623,000.00	0.00	32,623,000.00	0.00	0.00	0.00	0.00	0.00	0.00
3-01-002-02-02-08-0007-20	Servicio de mantenimiento y reparació	65,245,000.00	0.00	0.00	65,245,000.00	0.00	65,245,000.00	0.00	65,244,130.00	100.00	0.00	49,286,230.00	75.54
3-01-002-02-02-08-0007-21	Servicio de mantenimiento y reparació	154,494,000.00	0.00	32,367,000.00	186,861,000.00	0.00	186,861,000.00	0.00	154,320,000.00	82.59	0.00	0.00	0.00
3-01-002-02-02-08-0007-23	Servicios de mantenimiento y reparaci	85,487,000.00	0.00	100,000,000.00	185,487,000.00	0.00	185,487,000.00	0.00	80,854,500.00	43.59	37,201,880.00	37,201,880.00	20.06
3-01-002-02-02-08-0007-24	Servicios de mantenimiento y reparació	91,300,000.00	0.00	-58,300,000.00	33,000,000.00	0.00	33,000,000.00	0.00	0.00	0.00	0.00	0.00	0.00
3-01-002-02-02-08-0009	Otros servicios de fabricación; servicios de edición, impresión y reproducción; servicios de recuperación de materiales	701,686,000.00	0.00	42,881,300.00	744,367,300.00	0.00	744,367,300.00	50,201,160.00	578,695,255.00	77.74	0.00	381,906,510.00	51.31
3-01-002-02-02-08-0009-01	Servicios de impresión	226,938,000.00	0.00	48,000,000.00	274,938,000.00	0.00	274,938,000.00	0.00	216,638,600.00	78.80	0.00	130,809,370.00	47.58
3-01-002-02-02-08-0009-02	Servicios relacionados con la impresió	474,748,000.00	0.00	-5,318,700.00	469,429,300.00	0.00	469,429,300.00	50,201,160.00	362,056,655.00	77.13	0.00	251,097,140.00	53.49
3-01-002-02-02-09	Servicios para la comunidad, sociales y personales	5,046,500,000.00	203,669,834.00	2,065,431,213.00	7,111,931,213.00	0.00	7,111,931,213.00	234,174,467.00	3,082,290,053.00	43.34	84,971,483.00	2,563,959,777.00	36.05

SISTEMA DE PRESUPUESTO
EJECUCION PRESUPUESTO
INFORME DE EJECUCION DEL PRESUPUESTO DE GASTOS E INVERSIONES


02-10-2025
04:16

ENTIDAD: 230 - UNIVERSIDAD DISTRITAL FRANCISCO JOSE DE CALDAS		MES: SEPTIEMBRE											
UNIDAD EJECUTORA: 01 - RECTOR		VIGENCIA FISCAL: 2025											
RUBRO PRESUPUESTAL		APROPIACION						TOTAL COMPROMISOS		EJECUC. PRESUP.	AUTORIZACION DE GIRO		EJEC. AUT. GIRO %
CODIGO 1	NOMBRE 2	INICIAL 3	MODIFICACIONES		VIGENTE 6=(3+5)	SUSPENSION 7	DISPONIBLE 8=(6-7)	MES 9	ACUMULADO 10	(11=10/8)	MES 12	ACUMULADO 13	(14=13/8)
			MES 4	ACUMULADO 5									
3-01-002-02-02-09-0001	Otros servicios de la administración pública n.c.p. - Consejo Superior Universitario	305,771,000.00	0.00	0.00	305,771,000.00	0.00	305,771,000.00	21,352,500.00	186,478,500.00	60.99	21,352,500.00	186,478,500.00	60.99
3-01-002-02-02-09-0001-00	Otros servicios de la administración pública n.c.p. - Consejo Superior Universitario	305,771,000.00	0.00	0.00	305,771,000.00	0.00	305,771,000.00	21,352,500.00	186,478,500.00	60.99	21,352,500.00	186,478,500.00	60.99
3-01-002-02-02-09-0002	Servicios de educación	3,969,979,000.00	118,827,642.00	1,985,676,269.00	5,955,655,269.00	0.00	5,955,655,269.00	188,716,569.00	2,554,748,239.00	42.90	22,706,669.00	2,158,848,792.00	36.25
3-01-002-02-02-09-0002-01	Capacitación Administrativos	349,015,000.00	0.00	0.00	349,015,000.00	0.00	349,015,000.00	0.00	123,630,000.00	35.42	0.00	49,452,000.00	14.17
3-01-002-02-02-09-0002-02	Capacitación Docentes	0.00	34,749,625.00	34,749,625.00	34,749,625.00	0.00	34,749,625.00	0.00	0.00	0.00	0.00	0.00	0.00
3-01-002-02-02-09-0002-21	Estímulos académicos	1,259,698,000.00	41,065,300.00	41,065,300.00	1,300,763,300.00	0.00	1,300,763,300.00	156,585,000.00	707,358,000.00	54.38	0.00	550,773,000.00	42.34
3-01-002-02-02-09-0002-22	Encuentro de estudiantes	57,094,000.00	0.00	0.00	57,094,000.00	0.00	57,094,000.00	0.00	0.00	0.00	0.00	0.00	0.00
3-01-002-02-02-09-0002-23	Prácticas Académicas Facultad Artes -	477,941,000.00	0.00	3,174,912.00	481,115,912.00	0.00	481,115,912.00	13,126,669.00	312,780,216.00	65.01	13,126,669.00	157,068,669.00	32.65
3-01-002-02-02-09-0002-24	Prácticas Académicas Facultad Cienci	93,150,000.00	0.00	732,043,443.00	825,193,443.00	0.00	825,193,443.00	0.00	327,823,740.00	39.73	0.00	327,823,740.00	39.73
3-01-002-02-02-09-0002-25	Prácticas Académicas Facultad Ingeni	120,012,000.00	0.00	529,988,000.00	650,000,000.00	0.00	650,000,000.00	0.00	191,268,200.00	29.43	0.00	191,268,200.00	29.43
3-01-002-02-02-09-0002-26	Prácticas Académicas Facultad Medio	1,232,337,000.00	0.00	221,569,563.00	1,453,906,563.00	0.00	1,453,906,563.00	11,873,100.00	642,025,950.00	44.16	2,448,200.00	632,601,050.00	43.51
3-01-002-02-02-09-0002-27	Prácticas Académicas Facultad Tecno	64,604,000.00	0.00	214,970,331.00	279,574,331.00	0.00	279,574,331.00	0.00	88,149,138.00	31.53	0.00	88,149,138.00	31.53
3-01-002-02-02-09-0002-28	Otros servicios de bienestar universita	0.00	43,012,717.00	43,012,717.00	43,012,717.00	0.00	43,012,717.00	0.00	0.00	0.00	0.00	0.00	0.00
3-01-002-02-02-09-0002-29	Prácticas Académicas Facultad de Cie	316,128,000.00	0.00	165,102,378.00	481,230,378.00	0.00	481,230,378.00	7,131,800.00	161,712,995.00	33.60	7,131,800.00	161,712,995.00	33.60
3-01-002-02-02-09-0003	Servicios para el cuidado de la salud humana y servicios sociales	284,599,000.00	0.00	-10,000,000.00	274,599,000.00	0.00	274,599,000.00	0.00	88,518,970.00	32.24	0.00	0.00	0.00
3-01-002-02-02-09-0003-01	Sistema General de Seguridad y Salur	284,599,000.00	0.00	-10,000,000.00	274,599,000.00	0.00	274,599,000.00	0.00	88,518,970.00	32.24	0.00	0.00	0.00
3-01-002-02-02-09-0004	Servicios de alcantarillado, recolección, tratamiento y disposición de desechos y otros servicios de saneamiento ambien	467,651,000.00	84,842,192.00	89,754,944.00	557,405,944.00	0.00	557,405,944.00	24,105,398.00	234,051,011.00	41.99	40,912,314.00	218,632,485.00	39.22
3-01-002-02-02-09-0004-01	Servicios de alcantarillado y tratamien	232,045,000.00	84,842,192.00	84,842,192.00	316,887,192.00	0.00	316,887,192.00	23,318,238.00	173,063,875.00	54.61	37,916,593.00	172,887,202.00	54.56
3-01-002-02-02-09-0004-03	Servicios de recolección de otros dese	30,000,000.00	0.00	4,912,752.00	34,912,752.00	0.00	34,912,752.00	0.00	19,912,752.00	57.04	2,226,801.00	7,139,553.00	20.45
3-01-002-02-02-09-0004-04	Servicios generales de recolección de	205,606,000.00	0.00	0.00	205,606,000.00	0.00	205,606,000.00	787,160.00	41,074,384.00	19.98	768,920.00	38,605,730.00	18.78
3-01-002-02-02-09-0006	SERVICIOS RECREATIVOS, CULTURALES Y DEPORTIVOS	18,500,000.00	0.00	0.00	18,500,000.00	0.00	18,500,000.00	0.00	18,493,333.00	99.96	0.00	0.00	0.00
3-01-002-02-02-09-0006-01	Servicios de producciones originales d	18,500,000.00	0.00	0.00	18,500,000.00	0.00	18,500,000.00	0.00	18,493,333.00	99.96	0.00	0.00	0.00
3-01-002-02-02-10	Viáticos de los funcionarios en comisión	972,444,000.00	0.00	20,000,000.00	992,444,000.00	0.00	992,444,000.00	181,762,625.00	585,773,852.00	59.02	75,375,174.00	467,284,546.00	47.08
3-01-002-02-02-10-0001	Viáticos y gastos de viaje CSU	3,666,000.00	0.00	0.00	3,666,000.00	0.00	3,666,000.00	0.00	0.00	0.00	0.00	0.00	0.00
3-01-002-02-02-10-0001-00	Viáticos y gastos de viaje CSU	3,666,000.00	0.00	0.00	3,666,000.00	0.00	3,666,000.00	0.00	0.00	0.00	0.00	0.00	0.00



SISTEMA DE PRESUPUESTO
EJECUCION PRESUPUESTO
INFORME DE EJECUCION DEL PRESUPUESTO DE GASTOS E INVERSIONES


02-10-2025

04:16

ENTIDAD: 230 - UNIVERSIDAD DISTRITAL FRANCISCO JOSE DE CALDAS		MES: SEPTIEMBRE											
UNIDAD EJECUTORA: 01 - RECTOR		VIGENCIA FISCAL: 2025											
RUBRO PRESUPUESTAL		APROPIACION						TOTAL COMPROMISOS		EJECUC. PRESUP.	AUTORIZACION DE GIRO		EJEC. AUT. GIRO %
CODIGO 1	NOMBRE 2	INICIAL 3	MODIFICACIONES		VIGENTE 6=(3+5)	SUSPENSION 7	DISPONIBLE 8=(6-7)	MES 9	ACUMULADO 10	(11=10/8)	AUTORIZACION DE GIRO		(14=13/8)
			MES 4	ACUMULADO 5							MES 12	ACUMULADO 13	
3-01-002-02-10-0002	Viáticos y gastos de viaje - UAA	937,843,000.00	0.00	20,000,000.00	957,843,000.00	0.00	957,843,000.00	181,762,625.00	562,639,960.00	58.74	75,375,174.00	444,150,654.00	46.37
3-01-002-02-10-0002-01	Viáticos y Gastos de Viaje - UAA	937,843,000.00	0.00	20,000,000.00	957,843,000.00	0.00	957,843,000.00	181,762,625.00	562,639,960.00	58.74	75,375,174.00	444,150,654.00	46.37
3-01-002-02-10-0003	Viáticos y gastos de viaje - Organizaciones Sindicales	30,935,000.00	0.00	0.00	30,935,000.00	0.00	30,935,000.00	0.00	23,133,892.00	74.78	0.00	23,133,892.00	74.78
3-01-002-02-10-0003-00	Viáticos y gastos de viaje - Organizaci	30,935,000.00	0.00	0.00	30,935,000.00	0.00	30,935,000.00	0.00	23,133,892.00	74.78	0.00	23,133,892.00	74.78
3-01-003	Transferencias corrientes	65,551,101,000.00	33,101,016,230.00	36,587,122,784.00	102,138,223,784.00	0.00	102,138,223,784.00	7,255,094,571.00	68,635,457,567.00	67.20	7,021,728,956.00	68,388,825,270.00	66.96
3-01-003-07	Prestaciones para cubrir riesgos sociales	64,551,101,000.00	32,941,016,230.00	34,355,824,230.00	98,906,925,230.00	0.00	98,906,925,230.00	6,912,212,845.00	67,920,657,555.00	68.67	6,916,662,266.00	67,911,840,294.00	68.66
3-01-003-07-02	Prestaciones sociales relacionadas con el empleo	64,551,101,000.00	32,941,016,230.00	34,355,824,230.00	98,906,925,230.00	0.00	98,906,925,230.00	6,912,212,845.00	67,920,657,555.00	68.67	6,916,662,266.00	67,911,840,294.00	68.66
3-01-003-07-02-02	Cuotas partes pensionales (de pensiones)	1,268,760,000.00	0.00	0.00	1,268,760,000.00	0.00	1,268,760,000.00	268,168,385.00	934,436,848.00	73.65	272,617,806.00	925,619,587.00	72.95
3-01-003-07-02-02-0002	Cuotas partes pensionales a cargo de la entidad (de pensiones)	1,268,760,000.00	0.00	0.00	1,268,760,000.00	0.00	1,268,760,000.00	268,168,385.00	934,436,848.00	73.65	272,617,806.00	925,619,587.00	72.95
3-01-003-07-02-02-0002-00	Cuotas partes pensionales a cargo de	1,268,760,000.00	0.00	0.00	1,268,760,000.00	0.00	1,268,760,000.00	268,168,385.00	934,436,848.00	73.65	272,617,806.00	925,619,587.00	72.95
3-01-003-07-02-03	Bonos pensionales (de pensiones)	1,414,600,000.00	872,571,000.00	2,287,379,000.00	3,701,979,000.00	0.00	3,701,979,000.00	187,930,131.00	2,689,270,012.00	72.64	187,930,131.00	2,689,270,012.00	72.64
3-01-003-07-02-03-0002	Bonos pensionales a cargo de la entidad (de pensiones)	1,414,600,000.00	872,571,000.00	2,287,379,000.00	3,701,979,000.00	0.00	3,701,979,000.00	187,930,131.00	2,689,270,012.00	72.64	187,930,131.00	2,689,270,012.00	72.64
3-01-003-07-02-03-0002-04	Reserva pensional	1,414,600,000.00	872,571,000.00	2,287,379,000.00	3,701,979,000.00	0.00	3,701,979,000.00	187,930,131.00	2,689,270,012.00	72.64	187,930,131.00	2,689,270,012.00	72.64
3-01-003-07-02-12	Mesadas pensionales a cargo de la entidad (de pensiones)	61,867,741,000.00	32,068,445,230.00	32,068,445,230.00	93,936,186,230.00	0.00	93,936,186,230.00	6,456,114,329.00	64,296,950,695.00	68.45	6,456,114,329.00	64,296,950,695.00	68.45
3-01-003-07-02-12-0000	Mesadas pensionales a cargo de la entidad (de pensiones)	61,867,741,000.00	32,068,445,230.00	32,068,445,230.00	93,936,186,230.00	0.00	93,936,186,230.00	6,456,114,329.00	64,296,950,695.00	68.45	6,456,114,329.00	64,296,950,695.00	68.45
3-01-003-07-02-12-0000-00	Mesadas pensionales a cargo de la en	61,867,741,000.00	32,068,445,230.00	32,068,445,230.00	93,936,186,230.00	0.00	93,936,186,230.00	6,456,114,329.00	64,296,950,695.00	68.45	6,456,114,329.00	64,296,950,695.00	68.45
3-01-003-13	Sentencias y conciliaciones	1,000,000,000.00	160,000,000.00	2,231,298,554.00	3,231,298,554.00	0.00	3,231,298,554.00	342,881,726.00	714,800,012.00	22.12	105,066,690.00	476,984,976.00	14.76
3-01-003-13-01	Fallos Nacionales	1,000,000,000.00	160,000,000.00	2,231,298,554.00	3,231,298,554.00	0.00	3,231,298,554.00	342,881,726.00	714,800,012.00	22.12	105,066,690.00	476,984,976.00	14.76
3-01-003-13-01-01	Sentencias	1,000,000,000.00	160,000,000.00	2,231,298,554.00	3,231,298,554.00	0.00	3,231,298,554.00	342,881,726.00	714,800,012.00	22.12	105,066,690.00	476,984,976.00	14.76
3-01-003-13-01-01-0001	Sentencias, conciliaciones y reclamaciones en el marco de actividades de extensión.	1,000,000,000.00	160,000,000.00	2,231,298,554.00	3,231,298,554.00	0.00	3,231,298,554.00	342,881,726.00	714,800,012.00	22.12	105,066,690.00	476,984,976.00	14.76
3-01-003-13-01-01-0001-00	Sentencias	1,000,000,000.00	160,000,000.00	2,231,298,554.00	3,231,298,554.00	0.00	3,231,298,554.00	342,881,726.00	714,800,012.00	22.12	105,066,690.00	476,984,976.00	14.76
3-01-007	Disminución de pasivos	3,041,784,000.00	2,603,509,819.00	4,047,452,843.00	7,089,236,843.00	0.00	7,089,236,843.00	481,121,152.00	1,660,164,143.00	23.42	17,289,000.00	1,179,042,991.00	16.63
3-01-007-01	Cesantías	3,041,784,000.00	2,603,509,819.00	4,047,452,843.00	7,089,236,843.00	0.00	7,089,236,843.00	481,121,152.00	1,660,164,143.00	23.42	17,289,000.00	1,179,042,991.00	16.63

SISTEMA DE PRESUPUESTO
EJECUCION PRESUPUESTO
INFORME DE EJECUCION DEL PRESUPUESTO DE GASTOS E INVERSIONES

02-10-2025
04:16



ENTIDAD: 230 - UNIVERSIDAD DISTRITAL FRANCISCO JOSE DE CALDAS		MES: SEPTIEMBRE											
UNIDAD EJECUTORA: 01 - RECTOR		VIGENCIA FISCAL: 2025											
RUBRO PRESUPUESTAL		APROPIACION						TOTAL COMPROMISOS		EJECUC. PRESUP. (11=10/8)	AUTORIZACION DE GIRO		EJEC. AUT. GIRO % (14=13/8)
		CODIGO 1	NOMBRE 2	INICIAL 3	MODIFICACIONES		VIGENTE 6=(3+5)	SUSPENSION 7	DISPONIBLE 8=(6-7)		MES 9	ACUMULADO 10	
MES 4	ACUMULADO 5												
3-01-007-01-01	Cesantías definitivas	1,444,097,000.00	2,603,509,819.00	3,938,945,521.00	5,383,042,521.00	0.00	5,383,042,521.00	351,121,152.00	1,358,616,321.00	25.24	0.00	1,007,495,169.00	18.72
3-01-007-01-01-00	Cesantías definitivas	1,444,097,000.00	2,603,509,819.00	3,938,945,521.00	5,383,042,521.00	0.00	5,383,042,521.00	351,121,152.00	1,358,616,321.00	25.24	0.00	1,007,495,169.00	18.72
3-01-007-01-01-00-0000	Cesantías definitivas	1,444,097,000.00	2,603,509,819.00	3,938,945,521.00	5,383,042,521.00	0.00	5,383,042,521.00	351,121,152.00	1,358,616,321.00	25.24	0.00	1,007,495,169.00	18.72
3-01-007-01-01-00-0000-00	Cesantías definitivas	1,444,097,000.00	2,603,509,819.00	3,938,945,521.00	5,383,042,521.00	0.00	5,383,042,521.00	351,121,152.00	1,358,616,321.00	25.24	0.00	1,007,495,169.00	18.72
3-01-007-01-02	Cesantías parciales	1,597,687,000.00	0.00	108,507,322.00	1,706,194,322.00	0.00	1,706,194,322.00	130,000,000.00	301,547,822.00	17.67	17,289,000.00	171,547,822.00	10.05
3-01-007-01-02-00	Cesantías parciales	1,597,687,000.00	0.00	108,507,322.00	1,706,194,322.00	0.00	1,706,194,322.00	130,000,000.00	301,547,822.00	17.67	17,289,000.00	171,547,822.00	10.05
3-01-007-01-02-00-0000	Cesantías parciales	1,597,687,000.00	0.00	108,507,322.00	1,706,194,322.00	0.00	1,706,194,322.00	130,000,000.00	301,547,822.00	17.67	17,289,000.00	171,547,822.00	10.05
3-01-007-01-02-00-0000-00	Cesantías parciales	1,597,687,000.00	0.00	108,507,322.00	1,706,194,322.00	0.00	1,706,194,322.00	130,000,000.00	301,547,822.00	17.67	17,289,000.00	171,547,822.00	10.05
3-01-008	Gastos por tributos, tasas, contribuciones, multas, sanciones e intereses de mora	848,561,000.00	0.00	-76,107,276.00	772,453,724.00	0.00	772,453,724.00	0.00	737,472,216.00	95.47	0.00	737,472,216.00	95.47
3-01-008-01	Impuestos	848,561,000.00	0.00	-76,107,276.00	772,453,724.00	0.00	772,453,724.00	0.00	737,472,216.00	95.47	0.00	737,472,216.00	95.47
3-01-008-01-05	Impuesto al patrimonio	848,561,000.00	0.00	-76,107,276.00	772,453,724.00	0.00	772,453,724.00	0.00	737,472,216.00	95.47	0.00	737,472,216.00	95.47
3-01-008-01-05-01	Impuesto sobre vehiculos automotores	398,000.00	0.00	1,510,000.00	1,908,000.00	0.00	1,908,000.00	0.00	1,813,000.00	95.02	0.00	1,813,000.00	95.02
3-01-008-01-05-01-0000	Impuesto sobre vehiculos automotores	398,000.00	0.00	1,510,000.00	1,908,000.00	0.00	1,908,000.00	0.00	1,813,000.00	95.02	0.00	1,813,000.00	95.02
3-01-008-01-05-01-0000-00	Impuesto sobre vehiculos automotores	398,000.00	0.00	1,510,000.00	1,908,000.00	0.00	1,908,000.00	0.00	1,813,000.00	95.02	0.00	1,813,000.00	95.02
3-01-008-01-05-02	Impuesto predial unificado	848,163,000.00	0.00	-77,617,276.00	770,545,724.00	0.00	770,545,724.00	0.00	735,659,216.00	95.47	0.00	735,659,216.00	95.47
3-01-008-01-05-02-0000	Impuesto predial unificado	848,163,000.00	0.00	-77,617,276.00	770,545,724.00	0.00	770,545,724.00	0.00	735,659,216.00	95.47	0.00	735,659,216.00	95.47
3-01-008-01-05-02-0000-00	Impuesto predial unificado	848,163,000.00	0.00	-77,617,276.00	770,545,724.00	0.00	770,545,724.00	0.00	735,659,216.00	95.47	0.00	735,659,216.00	95.47
3-03	INVERSIÓN	37,987,084,000.00	5,325,214,000.00	17,279,450,809.00	55,266,534,809.00	0.00	55,266,534,809.00	2,983,820,730.00	29,148,995,729.00	52.74	2,006,137,153.00	10,824,142,510.00	19.59
3-03-001	DIRECTA	37,757,084,000.00	5,325,214,000.00	16,759,450,809.00	54,516,534,809.00	0.00	54,516,534,809.00	2,953,070,730.00	29,118,245,729.00	53.41	2,006,137,153.00	10,824,142,510.00	19.85
3-03-001-17	BOGOTÁ CAMINA SEGURA	37,757,084,000.00	5,325,214,000.00	16,759,450,809.00	54,516,534,809.00	0.00	54,516,534,809.00	2,953,070,730.00	29,118,245,729.00	53.41	2,006,137,153.00	10,824,142,510.00	19.85
3-03-001-17-22	*Objetivo estratégico 03. Bogotá confía en su	37,757,084,000.00	5,325,214,000.00	16,759,450,809.00	54,516,534,809.00	0.00	54,516,534,809.00	2,953,070,730.00	29,118,245,729.00	53.41	2,006,137,153.00	10,824,142,510.00	19.85
3-03-001-17-22-02	Programa 17. Formación para el trabajo y acceso a oportunidades educativas	37,757,084,000.00	5,325,214,000.00	16,759,450,809.00	54,516,534,809.00	0.00	54,516,534,809.00	2,953,070,730.00	29,118,245,729.00	53.41	2,006,137,153.00	10,824,142,510.00	19.85



SISTEMA DE PRESUPUESTO
EJECUCION PRESUPUESTO
INFORME DE EJECUCION DEL PRESUPUESTO DE GASTOS E INVERSIONES

02-10-2025
04:16

ENTIDAD: 230 - UNIVERSIDAD DISTRITAL FRANCISCO JOSE DE CALDAS		MES: SEPTIEMBRE											
UNIDAD EJECUTORA: 01 - RECTOR		VIGENCIA FISCAL: 2025											
RUBRO PRESUPUESTAL		APROPIACION						TOTAL COMPROMISOS		EJEC. PRESUP.	AUTORIZACION DE GIRO		EJEC. AUT. GIRO %
CODIGO 1	NOMBRE 2	INICIAL 3	MODIFICACIONES		VIGENTE 6=(3+5)	SUSPENSION 7	DISPONIBLE 8=(6-7)	MES 9	ACUMULADO 10	(11=10/8)	AUTORIZACION DE GIRO		(14=13/8)
			MES 4	ACUMULADO 5							MES 12	ACUMULADO 13	
3-03-001-17-22-02-2024	Programa 17. Formación para el trabajo y acceso a oportunidades educativas.	37,757,084,000.00	5,325,214,000.00	16,759,450,809.00	54,516,534,809.00	0.00	54,516,534,809.00	2,953,070,730.00	29,118,245,729.00	53.41	2,006,137,153.00	10,824,142,510.00	19.85
3-03-001-17-22-02-2024-02	Desarrollo y modernización de los proc	0.00	610,000,000.00	928,321,070.00	928,321,070.00	0.00	928,321,070.00	0.00	199,696,660.00	21.51	17,228,534.00	17,228,534.00	1.86
3-03-001-17-22-02-2024-02	Ampliación y Mejoramiento de la infrae	13,676,348,000.00	0.00	1,150,336,706.00	14,826,684,706.00	0.00	14,826,684,706.00	875,335,925.00	4,847,499,740.00	32.69	547,770,226.00	1,660,756,556.00	11.20
3-03-001-17-22-02-2024-02	Fortalecimiento de estrategias para dis	1,500,000,000.00	0.00	0.00	1,500,000,000.00	0.00	1,500,000,000.00	0.00	1,097,312,881.00	73.15	106,780,153.00	623,486,385.00	41.57
3-03-001-17-22-02-2024-02	Fortalecimiento de las capacidades de	5,739,755,000.00	297,000,000.00	297,000,000.00	6,036,755,000.00	0.00	6,036,755,000.00	316,182,808.00	4,372,495,287.00	72.43	551,409,443.00	3,083,851,805.00	51.08
3-03-001-17-22-02-2024-02	Incremento del acceso y el impacto so	2,477,251,000.00	0.00	7,259,000.00	2,484,510,000.00	0.00	2,484,510,000.00	199,140,921.00	1,674,558,416.00	67.40	231,515,965.00	1,012,174,600.00	40.74
3-03-001-17-22-02-2024-02	Fortalecimiento del uso y apropiación t	488,766,000.00	0.00	693,240,010.00	1,182,006,010.00	0.00	1,182,006,010.00	0.00	1,092,299,183.00	92.41	132,347,238.00	489,442,477.00	41.41
3-03-001-17-22-02-2024-02	Fortalecimiento de la capacidad para l	7,073,869,000.00	0.00	7,070,319,631.00	14,144,188,631.00	0.00	14,144,188,631.00	443,203,082.00	8,074,238,005.00	57.09	278,415,366.00	535,522,711.00	3.79
3-03-001-17-22-02-2024-02	Fortalecimiento de los componentes te	5,113,564,000.00	3,744,189,000.00	4,121,245,600.00	9,234,809,600.00	0.00	9,234,809,600.00	949,096,400.00	5,146,952,927.00	55.73	78,669,633.00	1,200,680,650.00	13.00
3-03-001-17-22-02-2024-02	Fortalecimiento de las líneas de servic	1,687,531,000.00	674,025,000.00	2,491,728,792.00	4,179,259,792.00	0.00	4,179,259,792.00	170,111,594.00	2,613,192,630.00	62.53	62,000,595.00	2,200,998,792.00	52.66
3-03-003	TRANSFERENCIAS CORRIENTES	230,000,000.00	0.00	520,000,000.00	750,000,000.00	0.00	750,000,000.00	30,750,000.00	30,750,000.00	4.10	0.00	0.00	0.00
3-03-003-05	A ENTIDADES DEL GOBIERNO	230,000,000.00	0.00	520,000,000.00	750,000,000.00	0.00	750,000,000.00	30,750,000.00	30,750,000.00	4.10	0.00	0.00	0.00
3-03-003-05-09	A OTRAS ENTIDADES DEL GOBIERNO GENERAL	230,000,000.00	0.00	520,000,000.00	750,000,000.00	0.00	750,000,000.00	30,750,000.00	30,750,000.00	4.10	0.00	0.00	0.00
3-03-003-05-09-54	A ESTABLECIMIENTOS PUBLICOS Y UNIDADES ADMINISTRATIVAS ESPECIALES	230,000,000.00	0.00	520,000,000.00	750,000,000.00	0.00	750,000,000.00	30,750,000.00	30,750,000.00	4.10	0.00	0.00	0.00
3-03-003-05-09-54-0022	OTROS ORGANISMOS	230,000,000.00	0.00	520,000,000.00	750,000,000.00	0.00	750,000,000.00	30,750,000.00	30,750,000.00	4.10	0.00	0.00	0.00
3-03-003-05-09-54-0022-01	Préstamos Ordinarios Administrativos	30,000,000.00	0.00	20,000,000.00	50,000,000.00	0.00	50,000,000.00	30,750,000.00	30,750,000.00	61.50	0.00	0.00	0.00
3-03-003-05-09-54-0022-02	Vivienda Administrativos	200,000,000.00	0.00	500,000,000.00	700,000,000.00	0.00	700,000,000.00	0.00	0.00	0.00	0.00	0.00	0.00


RESPONSABLE DEL PRESUPUESTO


ORDENADOR DEL GASTO