

SISTEMA DE PRESUPUESTO
EJECUCION PRESUPUESTO
INFORME DE EJECUCION DEL PRESUPUESTO DE GASTOS E INVERSIONES

31-10-2025
01:22

ENTIDAD: 230 - UNIVERSIDAD DISTRITAL FRANCISCO JOSE DE CALDAS		MES: OCTUBRE											
UNIDAD EJECUTORA: 01 - RECTOR		VIGENCIA FISCAL: 2025											
RUBRO PRESUPUESTAL		APROPIACION						TOTAL COMPROMISOS		EJECUC. PRESUP.	AUTORIZACION DE GIRO		EJEC. AUT. GIRO %
CODIGO 1	NOMBRE 2	INICIAL 3	MODIFICACIONES		VIGENTE 6=(3+5)	SUSPENSION 7	DISPONIBLE 8=(6-7)	MES 9	ACUMULADO 10	(11=10/8)	MES 12	ACUMULADO 13	(14=13/8)
			MES 4	ACUMULADO 5									
3	GASTOS	517,073,579,000.00	0.00	95,021,373,944.00	612,094,952,944.00	0.00	612,094,952,944.00	41,033,468,660.00	461,012,083,512.00	75.32	45,478,735,800.00	384,554,571,992.00	62.81
3-01	Funcionamiento	479,086,495,000.00	0.00	77,741,923,135.00	556,828,418,135.00	0.00	556,828,418,135.00	39,567,245,155.00	430,396,864,278.00	77.29	42,427,745,583.00	370,585,924,765.00	66.55
3-01-001	Gastos de personal	294,054,248,000.00	-460,764,899.00	13,461,977,020.00	307,516,225,020.00	0.00	307,516,225,020.00	16,980,202,591.00	231,405,058,310.00	75.25	21,859,453,418.00	208,973,242,234.00	67.96
3-01-001-01	Planta de personal permanente	220,530,664,000.00	0.00	-5,309,289,083.00	215,221,374,917.00	0.00	215,221,374,917.00	12,772,731,309.00	150,915,556,506.00	70.12	13,120,911,181.00	146,772,280,956.00	68.20
3-01-001-01-01	Factores constitutivos de salario	168,599,739,000.00	0.00	-4,110,607,059.00	164,489,131,941.00	0.00	164,489,131,941.00	9,939,759,732.00	114,884,349,599.00	69.84	10,296,070,545.00	110,767,084,147.00	67.34
3-01-001-01-01-11	Sueldo básico	120,951,300,000.00	0.00	-4,363,115,530.00	116,588,184,470.00	0.00	116,588,184,470.00	9,242,362,715.00	90,198,023,837.00	77.36	9,198,750,748.00	90,152,494,361.00	77.33
3-01-001-01-01-11-0001	Sueldo Básico Administrativos	16,199,300,000.00	0.00	-1,431,303,533.00	14,767,996,467.00	0.00	14,767,996,467.00	1,156,202,357.00	11,060,547,362.00	74.90	1,138,744,300.00	11,043,089,305.00	74.78
3-01-001-01-01-11-0001-00	Sueldo Básico Administrativos	16,199,300,000.00	0.00	-1,431,303,533.00	14,767,996,467.00	0.00	14,767,996,467.00	1,156,202,357.00	11,060,547,362.00	74.90	1,138,744,300.00	11,043,089,305.00	74.78
3-01-001-01-01-11-0002	Sueldo Básico Docentes	103,229,500,000.00	0.00	-3,015,494,326.00	100,214,005,674.00	0.00	100,214,005,674.00	7,975,025,405.00	77,914,935,442.00	77.75	7,948,871,495.00	77,886,864,023.00	77.72
3-01-001-01-01-11-0002-00	Sueldo Básico Docentes	103,229,500,000.00	0.00	-3,015,494,326.00	100,214,005,674.00	0.00	100,214,005,674.00	7,975,025,405.00	77,914,935,442.00	77.75	7,948,871,495.00	77,886,864,023.00	77.72
3-01-001-01-01-11-0003	Sueldo Trabajadores Oficiales	1,522,500,000.00	0.00	83,682,329.00	1,606,182,329.00	0.00	1,606,182,329.00	111,134,953.00	1,222,541,033.00	76.11	111,134,953.00	1,222,541,033.00	76.11
3-01-001-01-01-11-0003-00	Sueldo Trabajadores Oficiales	1,522,500,000.00	0.00	83,682,329.00	1,606,182,329.00	0.00	1,606,182,329.00	111,134,953.00	1,222,541,033.00	76.11	111,134,953.00	1,222,541,033.00	76.11
3-01-001-01-01-12	Horas extras, dominicales, festivos y recargos	184,100,000.00	0.00	11,083,725.00	195,183,725.00	0.00	195,183,725.00	12,461,419.00	156,660,964.00	80.26	12,461,419.00	156,660,964.00	80.26
3-01-001-01-01-12-0001	Horas Extras, Dominicales, Festivos, Administrativos	184,100,000.00	0.00	11,083,725.00	195,183,725.00	0.00	195,183,725.00	12,461,419.00	156,660,964.00	80.26	12,461,419.00	156,660,964.00	80.26
3-01-001-01-01-12-0001-00	Horas Extras, Dominicales, Festivos, F	184,100,000.00	0.00	11,083,725.00	195,183,725.00	0.00	195,183,725.00	12,461,419.00	156,660,964.00	80.26	12,461,419.00	156,660,964.00	80.26
3-01-001-01-01-13	Gastos de representación	805,700,000.00	0.00	-85,735,811.00	719,964,189.00	0.00	719,964,189.00	48,410,218.00	544,682,322.00	75.65	48,410,218.00	544,682,322.00	75.65
3-01-001-01-01-13-0001	Gastos de Representación Administrativos	805,700,000.00	0.00	-85,735,811.00	719,964,189.00	0.00	719,964,189.00	48,410,218.00	544,682,322.00	75.65	48,410,218.00	544,682,322.00	75.65
3-01-001-01-01-13-0001-00	Gastos de Representación Administrat	805,700,000.00	0.00	-85,735,811.00	719,964,189.00	0.00	719,964,189.00	48,410,218.00	544,682,322.00	75.65	48,410,218.00	544,682,322.00	75.65
3-01-001-01-01-14	Subsidio de alimentación	85,300,000.00	0.00	4,422,203.00	89,722,203.00	0.00	89,722,203.00	6,658,370.00	69,738,133.00	77.73	6,658,370.00	69,738,133.00	77.73
3-01-001-01-01-14-0000	Subsidio de alimentación	85,300,000.00	0.00	4,422,203.00	89,722,203.00	0.00	89,722,203.00	6,658,370.00	69,738,133.00	77.73	6,658,370.00	69,738,133.00	77.73
3-01-001-01-01-14-0000-00	Subsidio de alimentación	85,300,000.00	0.00	4,422,203.00	89,722,203.00	0.00	89,722,203.00	6,658,370.00	69,738,133.00	77.73	6,658,370.00	69,738,133.00	77.73
3-01-001-01-01-15	Auxilio de transporte	82,600,000.00	0.00	3,690,088.00	86,290,088.00	0.00	86,290,088.00	6,403,669.00	67,070,463.00	77.73	6,403,669.00	67,070,463.00	77.73
3-01-001-01-01-15-0000	Auxilio de transporte	82,600,000.00	0.00	3,690,088.00	86,290,088.00	0.00	86,290,088.00	6,403,669.00	67,070,463.00	77.73	6,403,669.00	67,070,463.00	77.73
3-01-001-01-01-15-0000-00	Auxilio de transporte	82,600,000.00	0.00	3,690,088.00	86,290,088.00	0.00	86,290,088.00	6,403,669.00	67,070,463.00	77.73	6,403,669.00	67,070,463.00	77.73
3-01-001-01-01-17	Bonificación por servicios prestados	3,526,400,000.00	0.00	13,536,392.00	3,539,936,392.00	0.00	3,539,936,392.00	132,668,894.00	2,896,518,330.00	81.82	129,391,647.00	2,893,241,083.00	81.73
3-01-001-01-01-17-0001	Bonificación por Servicios Prestados Administrativos	515,500,000.00	0.00	13,536,392.00	529,036,392.00	0.00	529,036,392.00	18,359,178.00	332,059,162.00	62.77	17,789,664.00	331,489,648.00	62.66
3-01-001-01-01-17-0001-00	Bonificación por Servicios Prestados A	515,500,000.00	0.00	13,536,392.00	529,036,392.00	0.00	529,036,392.00	18,359,178.00	332,059,162.00	62.77	17,789,664.00	331,489,648.00	62.66

SISTEMA DE PRESUPUESTO
EJECUCION PRESUPUESTO
INFORME DE EJECUCION DEL PRESUPUESTO DE GASTOS E INVERSIONES

31-10-2025
01:22

ENTIDAD: 230 - UNIVERSIDAD DISTRITAL FRANCISCO JOSE DE CALDAS		MES: OCTUBRE											
UNIDAD EJECUTORA: 01 - RECTOR		VIGENCIA FISCAL: 2025											
RUBRO PRESUPUESTAL		APROPIACION						TOTAL COMPROMISOS		EJECUC. PRESUP.	AUTORIZACION DE GIRO		EJEC. AUT. GIRO %
CODIGO 1	NOMBRE 2	INICIAL 3	MODIFICACIONES		VIGENTE 6=(3+5)	SUSPENSION 7	DISPONIBLE 8=(6-7)	MES 9	ACUMULADO 10	(11=10/8)	AUTORIZACION DE GIRO		(14=13/8)
			MES 4	ACUMULADO 5							MES 12	ACUMULADO 13	
3-01-001-01-01-17-0002	Bonificación por Servicios Prestados Docentes	3,010,900,000.00	0.00	0.00	3,010,900,000.00	0.00	3,010,900,000.00	114,309,716.00	2,564,459,168.00	85.17	111,601,983.00	2,561,751,435.00	85.08
3-01-001-01-01-17-0002-00	Bonificación por Servicios Prestados C	3,010,900,000.00	0.00	0.00	3,010,900,000.00	0.00	3,010,900,000.00	114,309,716.00	2,564,459,168.00	85.17	111,601,983.00	2,561,751,435.00	85.08
3-01-001-01-01-18	Prestaciones sociales	20,060,100,000.00	0.00	191,539,769.00	20,251,639,769.00	0.00	20,251,639,769.00	48,573,262.00	361,402,855.00	1.78	14,569,171.00	318,250,716.00	1.57
3-01-001-01-01-18-0001	Prima de navidad	12,509,200,000.00	0.00	91,795,768.00	12,600,995,768.00	0.00	12,600,995,768.00	18,913,589.00	91,722,901.00	0.73	2,554,596.00	74,242,582.00	0.59
3-01-001-01-01-18-0001-01	Prima de Navidad Administrativos	2,104,500,000.00	0.00	27,344,451.00	2,131,844,451.00	0.00	2,131,844,451.00	5,954,600.00	48,099,584.00	2.26	0.00	42,144,984.00	1.98
3-01-001-01-01-18-0001-02	Prima de Navidad Docentes	10,107,200,000.00	0.00	14,879,272.00	10,122,079,272.00	0.00	10,122,079,272.00	12,958,989.00	43,623,317.00	0.43	2,554,596.00	32,097,698.00	0.32
3-01-001-01-01-18-0001-03	Prima de Navidad Trabajadores Oficial	297,500,000.00	0.00	49,572,045.00	347,072,045.00	0.00	347,072,045.00	0.00	0.00	0.00	0.00	0.00	0.00
3-01-001-01-01-18-0002	Prima de vacaciones	7,550,900,000.00	0.00	99,744,001.00	7,650,644,001.00	0.00	7,650,644,001.00	29,659,673.00	269,679,954.00	3.52	12,014,575.00	244,008,034.00	3.19
3-01-001-01-01-18-0002-01	Prima de Vacaciones Administrativos	1,010,200,000.00	0.00	31,433,000.00	1,041,633,000.00	0.00	1,041,633,000.00	10,270,663.00	118,282,054.00	11.36	0.00	108,011,391.00	10.37
3-01-001-01-01-18-0002-02	Prima de Vacaciones Docentes	6,336,200,000.00	0.00	16,574,045.00	6,352,774,045.00	0.00	6,352,774,045.00	19,389,010.00	95,103,835.00	1.50	12,014,575.00	79,702,578.00	1.25
3-01-001-01-01-18-0002-03	Prima de Vacaciones Trabajadores Of	204,500,000.00	0.00	51,736,956.00	256,236,956.00	0.00	256,236,956.00	0.00	56,294,065.00	21.97	0.00	56,294,065.00	21.97
3-01-001-01-01-19	Prima técnica salarial	3,612,600,000.00	0.00	-170,745,885.00	3,441,854,115.00	0.00	3,441,854,115.00	263,366,452.00	2,675,556,205.00	77.74	263,366,452.00	2,675,556,205.00	77.74
3-01-001-01-01-19-0001	Prima Técnica Administrativos	3,612,600,000.00	0.00	-170,745,885.00	3,441,854,115.00	0.00	3,441,854,115.00	263,366,452.00	2,675,556,205.00	77.74	263,366,452.00	2,675,556,205.00	77.74
3-01-001-01-01-19-0001-00	Prima Técnica Administrativos	3,612,600,000.00	0.00	-170,745,885.00	3,441,854,115.00	0.00	3,441,854,115.00	263,366,452.00	2,675,556,205.00	77.74	263,366,452.00	2,675,556,205.00	77.74
3-01-001-01-01-22	Factores salariales especiales	862,100,000.00	0.00	124,246,281.00	986,346,281.00	0.00	986,346,281.00	64,372,896.00	674,416,371.00	68.38	64,372,896.00	674,416,371.00	68.38
3-01-001-01-01-22-0012	Prima de antigüedad	862,100,000.00	0.00	124,246,281.00	986,346,281.00	0.00	986,346,281.00	64,372,896.00	674,416,371.00	68.38	64,372,896.00	674,416,371.00	68.38
3-01-001-01-01-22-0012-01	Prima de Antigüedad Administrativos	667,000,000.00	0.00	121,613,919.00	788,613,919.00	0.00	788,613,919.00	50,428,554.00	528,501,949.00	67.02	50,428,554.00	528,501,949.00	67.02
3-01-001-01-01-22-0012-02	Prima de Antigüedad Trabajadores Ofi	195,100,000.00	0.00	2,632,362.00	197,732,362.00	0.00	197,732,362.00	13,944,342.00	145,914,422.00	73.79	13,944,342.00	145,914,422.00	73.79
3-01-001-01-01-24	Prima semestral	9,968,525,000.00	0.00	131,589,249.00	10,100,114,249.00	0.00	10,100,114,249.00	27,769,761.00	9,625,119,372.00	95.30	13,005,339.00	9,603,421,768.00	95.08
3-01-001-01-01-24-0001	Prima Semestral Administrativos	9,968,525,000.00	0.00	131,589,249.00	10,100,114,249.00	0.00	10,100,114,249.00	27,769,761.00	9,625,119,372.00	95.30	13,005,339.00	9,603,421,768.00	95.08
3-01-001-01-01-24-0001-01	Prima Semestral Administrativos	1,596,153,000.00	0.00	275,474,507.00	1,871,627,507.00	0.00	1,871,627,507.00	17,503,795.00	1,696,928,738.00	90.67	0.00	1,679,424,943.00	89.73
3-01-001-01-01-24-0001-02	Prima Semestral Docentes	8,152,872,000.00	0.00	-190,172,119.00	7,962,699,881.00	0.00	7,962,699,881.00	10,265,966.00	7,692,418,773.00	96.61	13,005,339.00	7,688,224,964.00	96.55
3-01-001-01-01-24-0001-03	Prima Semestral Trabajadores Oficial	219,500,000.00	0.00	46,286,861.00	265,786,861.00	0.00	265,786,861.00	0.00	235,771,861.00	88.71	0.00	235,771,861.00	88.71
3-01-001-01-01-25	Beneficios convencionales	8,461,014,000.00	0.00	28,882,460.00	8,489,896,460.00	0.00	8,489,896,460.00	86,712,076.00	7,615,160,747.00	89.70	538,680,616.00	3,611,551,761.00	42.54

A

SISTEMA DE PRESUPUESTO
EJECUCION PRESUPUESTO
INFORME DE EJECUCION DEL PRESUPUESTO DE GASTOS E INVERSIONES

11-10-2025
01:22

ENTIDAD: 230 - UNIVERSIDAD DISTRITAL FRANCISCO JOSE DE CALDAS									MES: OCTUBRE				
UNIDAD EJECUTORA: 01 - RECTOR									VIGENCIA FISCAL: 2025				
RUBRO PRESUPUESTAL		APROPIACION						TOTAL COMPROMISOS		EJECUC. PRESUP.	AUTORIZACION DE GIRO		EJEC. AUT.GIRO %
CODIGO 1	NOMBRE 2	INICIAL 3	MODIFICACIONES		VIGENTE 6=(3+5)	SUSPENSION 7	DISPONIBLE 8=(6-7)	MES 9	ACUMULADO 10	(11=10/8)	AUTORIZACION DE GIRO		(14=13/8)
			MES 4	ACUMULADO 5							MES 12	ACUMULADO 13	
3-01-001-01-01-25-0099	Beneficios convencionales	8,461,014,000.00	0.00	28,882,460.00	8,489,896,460.00	0.00	8,489,896,460.00	86,712,076.00	7,615,160,747.00	89.70	538,680,616.00	3,611,551,761.00	42.54
3-01-001-01-01-25-0099-02	Aportes Convención Colectiva de Trab	104,617,000.00	0.00	-524,561.00	104,092,439.00	0.00	104,092,439.00	0.00	104,092,439.00	100.00	0.00	104,092,439.00	100.00
3-01-001-01-01-25-0099-03	Aportes Organizaciones Sindicales - A	593,164,000.00	0.00	96,823,500.00	689,987,500.00	0.00	689,987,500.00	0.00	462,637,500.00	67.05	0.00	462,637,500.00	67.05
3-01-001-01-01-25-0099-04	Subsidio Familiar	363,600,000.00	0.00	8,677,283.00	372,277,283.00	0.00	372,277,283.00	43,197,783.00	290,912,487.00	78.14	43,197,783.00	290,912,487.00	78.14
3-01-001-01-01-25-0099-05	Plan de Salud Trabajadores Oficiales	45,402,000.00	0.00	-3,753,446.00	41,648,554.00	0.00	41,648,554.00	0.00	41,648,554.00	100.00	3,211,740.00	14,297,423.00	34.33
3-01-001-01-01-25-0099-06	Plan de Salud de Pensionados	6,048,902,000.00	0.00	-48,127,206.00	6,000,774,794.00	0.00	6,000,774,794.00	0.00	6,000,774,794.00	100.00	455,874,300.00	2,031,634,439.00	33.86
3-01-001-01-01-25-0099-07	Subsidio libros pensionados	221,300,000.00	0.00	-14,811,101.00	206,488,899.00	0.00	206,488,899.00	12,793,476.00	127,934,760.00	61.96	12,793,476.00	127,934,760.00	61.96
3-01-001-01-01-25-0099-08	Subsidio familiar pensionados	269,300,000.00	0.00	32,763,754.00	302,063,754.00	0.00	302,063,754.00	16,638,825.00	208,655,068.00	69.08	16,638,825.00	208,655,068.00	69.08
3-01-001-01-01-25-0099-09	Educación Libros Convención Colectiv	145,800,000.00	0.00	-12,401,679.00	133,398,321.00	0.00	133,398,321.00	4,264,492.00	94,295,600.00	70.69	4,264,492.00	94,295,600.00	70.69
3-01-001-01-01-25-0099-10	Defunción y Matrimonio Personal adm	163,987,000.00	0.00	-44,572,584.00	119,414,416.00	0.00	119,414,416.00	7,117,500.00	57,781,880.00	48.39	0.00	50,664,380.00	42.43
3-01-001-01-01-25-0099-11	Convención Colectiva y Mesas de Dial	218,325,000.00	0.00	0.00	218,325,000.00	0.00	218,325,000.00	0.00	114,394,525.00	52.40	0.00	114,394,525.00	52.40
3-01-001-01-01-25-0099-12	Auxilios e Incentivos Acuerdos de Neq	286,617,000.00	0.00	14,808,500.00	301,425,500.00	0.00	301,425,500.00	2,700,000.00	112,033,140.00	37.17	2,700,000.00	112,033,140.00	37.17
3-01-001-01-02	Contribuciones inherentes a la nómina	51,239,425,000.00	0.00	-1,164,989,805.00	50,074,435,195.00	0.00	50,074,435,195.00	2,818,379,000.00	35,867,722,828.00	71.63	2,810,369,194.00	35,841,833,865.00	71.58
3-01-001-01-02-01	Aportes a la seguridad social en pensiones	15,593,300,000.00	0.00	-738,121,876.00	14,855,178,124.00	0.00	14,855,178,124.00	1,187,672,100.00	10,282,282,650.00	69.22	1,187,672,100.00	10,282,282,650.00	69.22
3-01-001-01-02-01-0001	Aportes a la seguridad social en pensiones públicas	13,646,900,000.00	0.00	-779,364,096.00	12,867,535,904.00	0.00	12,867,535,904.00	1,079,633,850.00	9,224,476,225.00	71.69	1,079,633,850.00	9,224,476,225.00	71.69
3-01-001-01-02-01-0001-01	Pensiones Públicas Administrativos	2,242,400,000.00	0.00	-282,983,103.00	1,959,416,897.00	0.00	1,959,416,897.00	158,359,575.00	1,376,392,800.00	70.25	158,359,575.00	1,376,392,800.00	70.25
3-01-001-01-02-01-0001-02	Pensiones Públicas Docentes	11,219,000,000.00	0.00	-517,011,918.00	10,701,988,082.00	0.00	10,701,988,082.00	905,793,000.00	7,712,741,350.00	72.07	905,793,000.00	7,712,741,350.00	72.07
3-01-001-01-02-01-0001-03	Pensiones Públicas Trabajadores Ofic	185,500,000.00	0.00	20,630,925.00	206,130,925.00	0.00	206,130,925.00	15,481,275.00	135,342,075.00	65.66	15,481,275.00	135,342,075.00	65.66
3-01-001-01-02-01-0002	Aportes a la seguridad social en pensiones privadas	1,946,400,000.00	0.00	41,242,220.00	1,987,642,220.00	0.00	1,987,642,220.00	108,038,250.00	1,057,806,425.00	53.22	108,038,250.00	1,057,806,425.00	53.22
3-01-001-01-02-01-0002-01	Pensiones Privadas Administrativos	395,800,000.00	0.00	40,509,950.00	436,309,950.00	0.00	436,309,950.00	30,207,300.00	251,440,500.00	57.63	30,207,300.00	251,440,500.00	57.63
3-01-001-01-02-01-0002-02	Pensiones Privadas Docentes	1,529,900,000.00	0.00	-19,361,755.00	1,510,538,245.00	0.00	1,510,538,245.00	76,739,925.00	794,098,475.00	52.57	76,739,925.00	794,098,475.00	52.57
3-01-001-01-02-01-0002-03	Pensiones Privadas Trabajadores Ofic	20,700,000.00	0.00	20,094,025.00	40,794,025.00	0.00	40,794,025.00	1,091,025.00	12,267,450.00	30.07	1,091,025.00	12,267,450.00	30.07
3-01-001-01-02-02	Aportes a la seguridad social en salud	11,045,200,000.00	0.00	-344,426,681.00	10,700,773,319.00	0.00	10,700,773,319.00	840,935,056.00	7,281,593,200.00	68.05	840,935,056.00	7,281,593,200.00	68.05
3-01-001-01-02-02-0002	Aportes a la seguridad social en salud privada	11,045,200,000.00	0.00	-344,426,681.00	10,700,773,319.00	0.00	10,700,773,319.00	840,935,056.00	7,281,593,200.00	68.05	840,935,056.00	7,281,593,200.00	68.05
3-01-001-01-02-02-0002-01	Salud Privada Administrativos	1,868,700,000.00	0.00	-199,838,316.00	1,668,861,684.00	0.00	1,668,861,684.00	133,570,292.00	1,153,019,628.00	69.09	133,570,292.00	1,153,019,628.00	69.09
3-01-001-01-02-02-0002-02	Salud Privada Docentes	9,030,500,000.00	0.00	-161,082,516.00	8,869,417,484.00	0.00	8,869,417,484.00	695,626,060.00	6,024,015,208.00	67.92	695,626,060.00	6,024,015,208.00	67.92
3-01-001-01-02-02-0002-03	Salud Privada Trabajadores Oficiales	146,000,000.00	0.00	16,494,151.00	162,494,151.00	0.00	162,494,151.00	11,738,704.00	104,558,364.00	64.35	11,738,704.00	104,558,364.00	64.35
3-01-001-01-02-03	Aportes de cesantías	12,551,325,000.00	0.00	290,676,227.00	12,842,001,227.00	0.00	12,842,001,227.00	32,649,444.00	11,150,401,078.00	86.83	24,639,638.00	11,124,512,115.00	86.63


SISTEMA DE PRESUPUESTO
EJECUCION PRESUPUESTO
INFORME DE EJECUCION DEL PRESUPUESTO DE GASTOS E INVERSIONES

31-10-2025
01:22

ENTIDAD: 230 - UNIVERSIDAD DISTRITAL FRANCISCO JOSE DE CALDAS										MES: OCTUBRE			
UNIDAD EJECUTORA: 01 - RECTOR										VIGENCIA FISCAL: 2025			
RUBRO PRESUPUESTAL		APROPIACION						TOTAL COMPROMISOS		EJECUC. PRESUP.	AUTORIZACION DE GIRO		EJEC. AUT. GIRO %
CODIGO	NOMBRE	INICIAL	MODIFICACIONES		VIGENTE	SUSPENSION	DISPONIBLE	MES	ACUMULADO	(11=10/8)	MES	ACUMULADO	(14=13/8)
1	2	3	MES	ACUMULADO	6=(3+5)	7	8=(6-7)	9	10	11=10/8	12	13	14=13/8
3-01-001-01-02-03-0001	Aportes de cesantias a fondos públicos	6,779,543,000.00	0.00	640,898,234.00	7,420,441,234.00	0.00	7,420,441,234.00	19,260,212.00	6,734,711,120.00	90.76	10,145,467.00	6,723,822,187.00	90.61
3-01-001-01-02-03-0001-01	Cesantias Fondos Públicos Administrativos	868,543,000.00	0.00	339,857,000.00	1,208,400,000.00	0.00	1,208,400,000.00	18,510,090.00	830,595,837.00	68.74	10,145,467.00	820,457,026.00	67.90
3-01-001-01-02-03-0001-02	Cesantias Fondos Públicos Docentes	5,803,200,000.00	0.00	262,041,234.00	6,065,241,234.00	0.00	6,065,241,234.00	0.00	5,818,641,876.00	95.93	0.00	5,818,641,876.00	95.93
3-01-001-01-02-03-0001-03	Cesantias Fondos Públicos Trabajado	107,800,000.00	0.00	39,000,000.00	146,800,000.00	0.00	146,800,000.00	750,122.00	85,473,407.00	58.22	0.00	84,723,285.00	57.71
3-01-001-01-02-03-0002	Aportes de cesantias a fondos privados	5,771,782,000.00	0.00	-350,222,007.00	5,421,559,993.00	0.00	5,421,559,993.00	13,389,232.00	4,415,689,958.00	81.45	14,494,171.00	4,400,689,928.00	81.17
3-01-001-01-02-03-0002-01	Cesantias Fondos Privados Administrativos	529,882,000.00	0.00	50,915,991.00	580,797,991.00	0.00	580,797,991.00	2,707,263.00	416,945,510.00	71.79	0.00	414,238,247.00	71.32
3-01-001-01-02-03-0002-02	Cesantias Fondos Privados Docentes	5,146,300,000.00	0.00	-476,681,241.00	4,669,618,759.00	0.00	4,669,618,759.00	10,681,969.00	3,857,601,205.00	82.61	14,494,171.00	3,845,308,438.00	82.35
3-01-001-01-02-03-0002-03	Cesantias Fondos Privados Trabajado	95,600,000.00	0.00	75,543,243.00	171,143,243.00	0.00	171,143,243.00	0.00	141,143,243.00	82.47	0.00	141,143,243.00	82.47
3-01-001-01-02-04	Aportes a cajas de compensación familiar	6,443,100,000.00	0.00	-126,664,150.00	6,316,435,850.00	0.00	6,316,435,850.00	403,345,300.00	3,848,256,100.00	60.92	403,345,300.00	3,848,256,100.00	60.92
3-01-001-01-02-04-0001	Compensar	6,443,100,000.00	0.00	-126,664,150.00	6,316,435,850.00	0.00	6,316,435,850.00	403,345,300.00	3,848,256,100.00	60.92	403,345,300.00	3,848,256,100.00	60.92
3-01-001-01-02-04-0001-01	Caja de Compensación Administrativo	1,089,700,000.00	0.00	-147,045,150.00	942,654,850.00	0.00	942,654,850.00	64,312,300.00	611,911,100.00	64.91	64,312,300.00	611,911,100.00	64.91
3-01-001-01-02-04-0001-02	Caja de Compensación Docentes	5,255,800,000.00	0.00	0.00	5,255,800,000.00	0.00	5,255,800,000.00	333,213,700.00	3,172,254,600.00	60.36	333,213,700.00	3,172,254,600.00	60.36
3-01-001-01-02-04-0001-03	Caja de Compensación Trabajadores	97,600,000.00	0.00	20,381,000.00	117,981,000.00	0.00	117,981,000.00	5,819,300.00	64,090,400.00	54.32	5,819,300.00	64,090,400.00	54.32
3-01-001-01-02-05	Aportes generales al sistema de riesgos laborales	842,000,000.00	0.00	-186,005,680.00	655,994,320.00	0.00	655,994,320.00	51,258,000.00	418,874,900.00	63.85	51,258,000.00	418,874,900.00	63.85
3-01-001-01-02-05-0001	Aportes generales al sistema de riesgos laborales públicos	842,000,000.00	0.00	-186,005,680.00	655,994,320.00	0.00	655,994,320.00	51,258,000.00	418,874,900.00	63.85	51,258,000.00	418,874,900.00	63.85
3-01-001-01-02-05-0001-01	Riesgos Laborales Administrativos	143,300,000.00	0.00	-36,083,390.00	107,216,610.00	0.00	107,216,610.00	8,012,600.00	69,559,800.00	64.88	8,012,600.00	69,559,800.00	64.88
3-01-001-01-02-05-0001-02	Riesgos Laborales Docentes	685,900,000.00	0.00	-149,922,290.00	535,977,710.00	0.00	535,977,710.00	42,545,400.00	343,422,500.00	64.07	42,545,400.00	343,422,500.00	64.07
3-01-001-01-02-05-0001-03	Riesgos Laborales Trabajadores Oficiales	12,800,000.00	0.00	0.00	12,800,000.00	0.00	12,800,000.00	700,000.00	5,892,600.00	46.04	700,000.00	5,892,600.00	46.04
3-01-001-01-02-06	Aportes al ICBF	4,764,500,000.00	0.00	-60,447,645.00	4,704,052,355.00	0.00	4,704,052,355.00	302,519,100.00	2,886,314,900.00	61.36	302,519,100.00	2,886,314,900.00	61.36
3-01-001-01-02-06-0001	ICBF Administrativos	749,500,000.00	0.00	-57,568,770.00	691,931,230.00	0.00	691,931,230.00	48,237,200.00	458,960,100.00	66.33	48,237,200.00	458,960,100.00	66.33
3-01-001-01-02-06-0001-00	ICBF Administrativos	749,500,000.00	0.00	-57,568,770.00	691,931,230.00	0.00	691,931,230.00	48,237,200.00	458,960,100.00	66.33	48,237,200.00	458,960,100.00	66.33
3-01-001-01-02-06-0002	ICBF Docentes	3,941,800,000.00	0.00	-18,417,875.00	3,923,382,125.00	0.00	3,923,382,125.00	249,916,800.00	2,379,283,100.00	60.64	249,916,800.00	2,379,283,100.00	60.64
3-01-001-01-02-06-0002-00	ICBF Docentes	3,941,800,000.00	0.00	-18,417,875.00	3,923,382,125.00	0.00	3,923,382,125.00	249,916,800.00	2,379,283,100.00	60.64	249,916,800.00	2,379,283,100.00	60.64
3-01-001-01-02-06-0003	ICBF Trabajadores Oficiales	73,200,000.00	0.00	15,539,000.00	88,739,000.00	0.00	88,739,000.00	4,365,100.00	48,071,700.00	54.17	4,365,100.00	48,071,700.00	54.17
3-01-001-01-02-06-0003-00	ICBF Trabajadores Oficiales	73,200,000.00	0.00	15,539,000.00	88,739,000.00	0.00	88,739,000.00	4,365,100.00	48,071,700.00	54.17	4,365,100.00	48,071,700.00	54.17
3-01-001-01-03	Remuneraciones no constitutivas de factor salarial	691,500,000.00	0.00	-33,692,219.00	657,807,781.00	0.00	657,807,781.00	14,592,577.00	163,484,079.00	24.85	14,471,442.00	163,362,944.00	24.83
3-01-001-01-03-01	Prestaciones sociales	90,000,000.00	0.00	0.00	90,000,000.00	0.00	90,000,000.00	121,135.00	7,912,175.00	8.79	0.00	7,791,040.00	8.66



SISTEMA DE PRESUPUESTO
EJECUCION PRESUPUESTO
INFORME DE EJECUCION DEL PRESUPUESTO DE GASTOS E INVERSIONES


31-10-2025
01:22

ENTIDAD: 230 - UNIVERSIDAD DISTRITAL FRANCISCO JOSE DE CALDAS		MES: OCTUBRE											
UNIDAD EJECUTORA: 01 - RECTOR		VIGENCIA FISCAL: 2025											
RUBRO PRESUPUESTAL		APROPIACION						TOTAL COMPROMISOS		EJECUC. PRESUP.	AUTORIZACION DE GIRO		EJEC. AUT. GIRO %
CODIGO 1	NOMBRE 2	INICIAL 3	MODIFICACIONES		VIGENTE 6=(3+5)	SUSPENSION 7	DISPONIBLE 8=(6-7)	MES 9	ACUMULADO 10	(11=10/8)	MES 12	ACUMULADO 13	(14=13/8)
			MES 4	ACUMULADO 5									
3-01-001-01-03-01-0003	Bonificación especial de recreación	90,000,000.00	0.00	0.00	90,000,000.00	0.00	90,000,000.00	121,135.00	7,912,175.00	8.79	0.00	7,791,040.00	8.66
3-01-001-01-03-01-0003-00	Bonificación especial de recreación	90,000,000.00	0.00	0.00	90,000,000.00	0.00	90,000,000.00	121,135.00	7,912,175.00	8.79	0.00	7,791,040.00	8.66
3-01-001-01-03-05	Reconocimiento por permanencia en el servicio público - Bogotá D.C.	349,900,000.00	0.00	0.00	349,900,000.00	0.00	349,900,000.00	0.00	4,071,399.00	1.16	0.00	4,071,399.00	1.16
3-01-001-01-03-05-0000	Reconocimiento por permanencia en el servicio público - Bogotá D.C.	349,900,000.00	0.00	0.00	349,900,000.00	0.00	349,900,000.00	0.00	4,071,399.00	1.16	0.00	4,071,399.00	1.16
3-01-001-01-03-05-0000-00	Reconocimiento por permanencia en el servicio público - Bogotá D.C.	349,900,000.00	0.00	0.00	349,900,000.00	0.00	349,900,000.00	0.00	4,071,399.00	1.16	0.00	4,071,399.00	1.16
3-01-001-01-03-68	Prima secretarial	251,600,000.00	0.00	-33,692,219.00	217,907,781.00	0.00	217,907,781.00	14,471,442.00	151,500,505.00	69.53	14,471,442.00	151,500,505.00	69.53
3-01-001-01-03-68-0000	Prima secretarial	251,600,000.00	0.00	-33,692,219.00	217,907,781.00	0.00	217,907,781.00	14,471,442.00	151,500,505.00	69.53	14,471,442.00	151,500,505.00	69.53
3-01-001-01-03-68-0000-00	Prima secretarial	251,600,000.00	0.00	-33,692,219.00	217,907,781.00	0.00	217,907,781.00	14,471,442.00	151,500,505.00	69.53	14,471,442.00	151,500,505.00	69.53
3-01-001-02	Personal supernumerario y planta temporal - DOCENTES VINCULACIÓN ESPECIAL Y HORA CÁTEDRA	73,523,584,000.00	-460,764,899.00	18,771,266,103.00	92,294,850,103.00	0.00	92,294,850,103.00	4,207,471,282.00	80,489,501,804.00	87.21	8,738,542,237.00	62,200,961,278.00	67.39
3-01-001-02-01	Factores constitutivos de salario	55,100,823,000.00	-521,104,715.00	15,807,791,494.00	70,908,614,494.00	0.00	70,908,614,494.00	2,536,463,674.00	66,048,014,049.00	93.15	7,065,449,214.00	50,501,837,692.00	71.22
3-01-001-02-01-11	Factores salariales comunes	48,229,264,000.00	-558,442,640.00	14,029,752,554.00	62,259,016,554.00	0.00	62,259,016,554.00	2,243,103,229.00	58,064,103,454.00	93.26	6,729,220,704.00	47,578,543,244.00	76.42
3-01-001-02-01-11-0001	Sueldo básico	48,229,264,000.00	-558,442,640.00	14,029,752,554.00	62,259,016,554.00	0.00	62,259,016,554.00	2,243,103,229.00	58,064,103,454.00	93.26	6,729,220,704.00	47,578,543,244.00	76.42
3-01-001-02-01-11-0001-01	Sueldo Básico Facultad de Ingeniería	4,298,799,000.00	-350,000,000.00	4,626,368,857.00	8,925,167,857.00	0.00	8,925,167,857.00	-2,719,665.00	8,305,967,751.00	93.06	803,701,750.00	6,683,576,338.00	74.88
3-01-001-02-01-11-0001-02	Sueldo Básico Facultad de Ciencias y	7,397,857,000.00	0.00	4,766,050,267.00	12,163,907,267.00	0.00	12,163,907,267.00	1,580,809,086.00	11,369,719,634.00	93.47	1,377,378,534.00	9,423,308,681.00	77.47
3-01-001-02-01-11-0001-03	Sueldo Básico Facultad de Medio amb	5,489,553,000.00	0.00	1,322,972,771.00	6,812,525,771.00	0.00	6,812,525,771.00	16,906,323.00	6,476,767,406.00	95.07	643,074,964.00	5,324,113,565.00	78.15
3-01-001-02-01-11-0001-04	Sueldo Básico Facultad Tecnológica	7,676,586,000.00	0.00	2,146,720,571.00	9,823,306,571.00	0.00	9,823,306,571.00	649,125.00	9,240,768,271.00	94.07	899,818,109.00	7,482,205,650.00	76.17
3-01-001-02-01-11-0001-05	Sueldo Básico Facultad Artes ASAB	8,825,700,000.00	-11,296,169.00	649,095,407.00	9,474,795,407.00	0.00	9,474,795,407.00	12,490,817.00	9,035,151,145.00	95.36	1,375,435,132.00	7,314,223,534.00	77.20
3-01-001-02-01-11-0001-06	Sueldo Básico Ilud	1,858,301,000.00	-21,100,000.00	24,326,977.00	1,882,627,977.00	0.00	1,882,627,977.00	344,393,384.00	1,789,896,312.00	95.07	198,001,950.00	1,493,317,257.00	79.32
3-01-001-02-01-11-0001-08	Sueldo Básico Facultad de Ciencias M	2,859,444,000.00	0.00	674,396,343.00	3,533,840,343.00	0.00	3,533,840,343.00	230,500,026.00	3,284,142,353.00	92.93	367,175,658.00	2,687,796,357.00	76.06
3-01-001-02-01-11-0001-09	Sueldo Básico Posgrado Facultad de I	3,187,422,000.00	-50,000,000.00	-68,400,000.00	3,119,022,000.00	0.00	3,119,022,000.00	0.00	2,573,931,716.00	82.52	300,647,035.00	2,183,257,778.00	70.00
3-01-001-02-01-11-0001-10	Sueldo Básico Posgrado Facultad de C	4,780,860,000.00	-110,779,709.00	-302,779,709.00	4,478,080,291.00	0.00	4,478,080,291.00	0.00	4,080,637,954.00	91.12	516,670,001.00	3,402,244,540.00	75.98
3-01-001-02-01-11-0001-11	Sueldo Básico Posgrado Facultad de P	712,400,000.00	-21,500,000.00	-21,500,000.00	690,900,000.00	0.00	690,900,000.00	0.00	670,025,530.00	96.98	84,413,442.00	580,967,689.00	84.09
3-01-001-02-01-11-0001-12	Sueldo Básico Posgrado Facultad Tec	798,737,000.00	0.00	153,000,000.00	951,737,000.00	0.00	951,737,000.00	23,316,858.00	845,129,293.00	88.80	113,052,879.00	674,413,294.00	70.86
3-01-001-02-01-11-0001-13	Sueldo Básico Posgrado Facultad Arte	298,242,000.00	2,378,981.00	55,646,813.00	353,888,813.00	0.00	353,888,813.00	33,618,221.00	353,672,542.00	99.94	40,213,842.00	307,698,487.00	86.95
3-01-001-02-01-11-0001-14	Sueldo Básico Facultad de Ciencias d	49,363,000.00	3,854,257.00	3,854,257.00	49,217,257.00	0.00	49,217,257.00	3,139,054.00	38,293,547.00	77.81	9,637,408.00	21,420,074.00	43.52
3-01-001-02-01-16	Prima de servicio	1,452,068,000.00	0.00	-60,733,637.00	1,391,334,363.00	0.00	1,391,334,363.00	-1,965,759.00	1,276,170,174.00	91.72	898,172.00	898,172.00	0.06

SISTEMA DE PRESUPUESTO
EJECUCION PRESUPUESTO
INFORME DE EJECUCION DEL PRESUPUESTO DE GASTOS E INVERSIONES

31-10-2025
01:22

ENTIDAD:		230 - UNIVERSIDAD DISTRITAL FRANCISCO JOSE DE CALDAS						MES:		OCTUBRE				
UNIDAD EJECUTORA:		01 - RECTOR						VIGENCIA FISCAL:		2025				
RUBRO PRESUPUESTAL		APROPIACION						TOTAL COMPROMISOS		EJECUC. PRESUP.	AUTORIZACION DE GIRO		EJEC. AUT.GIRO %	
CODIGO	NOMBRE	INICIAL	MODIFICACIONES		VIGENTE	SUSPENSION	DISPONIBLE	MES	ACUMULADO		MES	ACUMULADO		
1	2	3	MES 4	ACUMULADO 5	6=(3+5)	7	8=(6-7)	9	10	11=(10/8)	12	13	14=(13/8)	
3-01-001-02-01-16-0001	Prima de Servicios Facultad de Ingeniería	289,755,000.00	0.00	0.00	289,755,000.00	0.00	289,755,000.00	-1,965,759.00	270,512,934.00	93.36	898,172.00	898,172.00	0.31	
3-01-001-02-01-16-0001-00	Prima de Servicios Facultad de Ingeniería	289,755,000.00	0.00	0.00	289,755,000.00	0.00	289,755,000.00	-1,965,759.00	270,512,934.00	93.36	898,172.00	898,172.00	0.31	
3-01-001-02-01-16-0002	Prima de Servicios Facultad de Ciencias y Educación	330,911,000.00	0.00	-32,000,000.00	298,911,000.00	0.00	298,911,000.00	0.00	261,140,508.00	87.36	0.00	0.00	0.00	
3-01-001-02-01-16-0002-00	Prima de Servicios Facultad de Ciencias y Educación	330,911,000.00	0.00	-32,000,000.00	298,911,000.00	0.00	298,911,000.00	0.00	261,140,508.00	87.36	0.00	0.00	0.00	
3-01-001-02-01-16-0003	Prima de Servicios Facultad de Medio ambiente y recursos naturales	144,049,000.00	0.00	23,899,539.00	167,948,539.00	0.00	167,948,539.00	0.00	127,326,943.00	75.81	0.00	0.00	0.00	
3-01-001-02-01-16-0003-00	Prima de Servicios Facultad de Medio ambiente y recursos naturales	144,049,000.00	0.00	23,899,539.00	167,948,539.00	0.00	167,948,539.00	0.00	127,326,943.00	75.81	0.00	0.00	0.00	
3-01-001-02-01-16-0004	Prima de Servicios Facultad Tecnológica	300,751,000.00	0.00	-29,379,843.00	271,371,157.00	0.00	271,371,157.00	0.00	254,523,474.00	93.79	0.00	0.00	0.00	
3-01-001-02-01-16-0004-00	Prima de Servicios Facultad Tecnológica	300,751,000.00	0.00	-29,379,843.00	271,371,157.00	0.00	271,371,157.00	0.00	254,523,474.00	93.79	0.00	0.00	0.00	
3-01-001-02-01-16-0005	Prima de Servicios Facultad Artes ASAB	253,378,000.00	0.00	-32,253,333.00	221,124,667.00	0.00	221,124,667.00	0.00	221,024,659.00	99.95	0.00	0.00	0.00	
3-01-001-02-01-16-0005-00	Prima de Servicios Facultad Artes ASAB	253,378,000.00	0.00	-32,253,333.00	221,124,667.00	0.00	221,124,667.00	0.00	221,024,659.00	99.95	0.00	0.00	0.00	
3-01-001-02-01-16-0007	Prima de Servicios Facultad de Ciencias Matemáticas y Naturales	133,224,000.00	0.00	9,000,000.00	142,224,000.00	0.00	142,224,000.00	0.00	141,641,656.00	99.59	0.00	0.00	0.00	
3-01-001-02-01-16-0007-00	Prima de Servicios Facultad de Ciencias Matemáticas y Naturales	133,224,000.00	0.00	9,000,000.00	142,224,000.00	0.00	142,224,000.00	0.00	141,641,656.00	99.59	0.00	0.00	0.00	
3-01-001-02-01-18	Prestaciones sociales	5,419,491,000.00	37,337,925.00	1,838,772,577.00	7,258,263,577.00	0.00	7,258,263,577.00	295,326,204.00	6,707,740,421.00	92.42	335,330,338.00	2,922,396,276.00	40.26	
3-01-001-02-01-18-0001	Prima de navidad	3,373,771,000.00	18,041,102.00	1,049,317,276.00	4,423,088,276.00	0.00	4,423,088,276.00	181,029,892.00	4,095,318,319.00	92.59	195,218,473.00	1,794,783,560.00	40.58	
3-01-001-02-01-18-0001-01	Prima de Navidad Facultad de Ingeniería	607,011,000.00	0.00	92,804,536.00	699,815,536.00	0.00	699,815,536.00	-385,297.00	653,012,228.00	93.31	1,671,966.00	223,140,629.00	31.89	
3-01-001-02-01-18-0001-02	Prima de Navidad Facultad de Ingeniería	721,618,000.00	0.00	211,724,792.00	933,342,792.00	0.00	933,342,792.00	127,855,681.00	851,991,926.00	91.28	80,041,624.00	421,498,779.00	45.16	
3-01-001-02-01-18-0001-03	Prima de Navidad Facultad de Ingeniería	414,379,000.00	5,600,000.00	112,433,660.00	526,812,660.00	0.00	526,812,660.00	1,372,692.00	495,897,084.00	94.13	0.00	250,297,513.00	47.51	
3-01-001-02-01-18-0001-04	Prima de Navidad Facultad Tecnológica	414,379,000.00	0.00	363,828,889.00	778,207,889.00	0.00	778,207,889.00	52,705.00	739,735,599.00	95.06	0.00	280,679,603.00	36.07	
3-01-001-02-01-18-0001-05	Prima de Navidad Facultad Artes ASAB	608,017,000.00	0.00	138,143,307.00	746,160,307.00	0.00	746,160,307.00	1,014,180.00	719,683,443.00	96.45	62,258,520.00	297,453,867.00	39.86	
3-01-001-02-01-18-0001-06	Prima de Navidad Facultad de Ingeniería	117,545,000.00	0.00	24,000,254.00	141,545,254.00	0.00	141,545,254.00	27,527,025.00	130,423,755.00	92.14	23,429,792.00	102,232,703.00	72.23	
3-01-001-02-01-18-0001-07	Prima de Navidad Facultad de Ingeniería	240,374,000.00	0.00	73,703,515.00	314,077,515.00	0.00	314,077,515.00	18,715,241.00	272,598,222.00	86.79	20,186,069.00	95,311,437.00	30.35	
3-01-001-02-01-18-0001-08	Prima de Navidad Posgrado Facultad de Ingeniería	51,783,000.00	0.00	6,700,000.00	58,483,000.00	0.00	58,483,000.00	0.00	43,536,269.00	74.44	2,604,391.00	26,830,198.00	45.88	
3-01-001-02-01-18-0001-09	Prima de Navidad Posgrado Facultad de Ingeniería	132,067,000.00	9,847,956.00	9,847,956.00	141,914,956.00	0.00	141,914,956.00	0.00	117,909,062.00	83.08	0.00	56,023,676.00	39.48	
3-01-001-02-01-18-0001-10	Prima de Navidad Posgrado Facultad de Ingeniería	10,620,000.00	0.00	0.00	10,620,000.00	0.00	10,620,000.00	0.00	9,626,353.00	90.64	651,098.00	5,970,190.00	56.22	
3-01-001-02-01-18-0001-11	Prima de Navidad Posgrado Facultad de Ingeniería	34,116,000.00	0.00	11,972,226.00	46,088,226.00	0.00	46,088,226.00	1,893,191.00	35,936,905.00	77.97	3,275,522.00	19,819,738.00	43.00	
3-01-001-02-01-18-0001-12	Prima de Navidad Posgrado Facultad de Ingeniería	18,636,000.00	1,822,995.00	3,387,990.00	22,023,990.00	0.00	22,023,990.00	2,729,601.00	21,858,263.00	99.25	876,477.00	15,302,213.00	69.48	
3-01-001-02-01-18-0001-13	Prima de Navidad Facultad de Ingeniería	3,226,000.00	770,151.00	770,151.00	3,996,151.00	0.00	3,996,151.00	254,873.00	3,109,210.00	77.81	223,014.00	223,014.00	5.58	



SISTEMA DE PRESUPUESTO
EJECUCION PRESUPUESTO
INFORME DE EJECUCION DEL PRESUPUESTO DE GASTOS E INVERSIONES

31-10-2025
01:22

ENTIDAD: 230 - UNIVERSIDAD DISTRITAL FRANCISCO JOSE DE CALDAS										MES: OCTUBRE			
UNIDAD EJECUTORA: 01 - RECTOR										VIGENCIA FISCAL: 2025			
RUBRO PRESUPUESTAL		APROPIACION						TOTAL COMPROMISOS		EJECUC. PRESUP.	AUTORIZACION DE GIRO		EJEC. AUT. GIRO %
CODIGO 1	NOMBRE 2	INICIAL 3	MODIFICACIONES		VIGENTE 6=(3+5)	SUSPENSION 7	DISPONIBLE 8=(6-7)	MES 9	ACUMULADO 10	(11=10/8)	AUTORIZACION DE GIRO		(14=13/8)
			MES 4	ACUMULADO 5							MES 12	ACUMULADO 13	
3-01-001-02-01-18-0002	Prima de vacaciones	2,045,720,000.00	19,296,823.00	789,455,301.00	2,835,175,301.00	0.00	2,835,175,301.00	114,296,312.00	2,612,422,102.00	92.14	140,111,865.00	1,127,612,716.00	39.77
3-01-001-02-01-18-0002-01	Prima de Vacaciones Facultad de Inge	339,926,000.00	0.00	109,165,886.00	449,091,886.00	0.00	449,091,886.00	-294,723.00	419,557,589.00	93.42	1,511,470.00	141,392,373.00	31.48
3-01-001-02-01-18-0002-02	Prima de Vacaciones Facultad de Cie	404,111,000.00	0.00	192,940,591.00	597,051,591.00	0.00	597,051,591.00	80,760,128.00	544,990,232.00	91.28	50,558,344.00	266,338,021.00	44.61
3-01-001-02-01-18-0002-03	Prima de Vacaciones Facultad de Mec	232,052,000.00	2,750,000.00	104,207,539.00	336,259,539.00	0.00	336,259,539.00	867,064.00	316,558,729.00	94.14	0.00	158,119,273.00	47.02
3-01-001-02-01-18-0002-04	Prima de Vacaciones Facultad Tecnok	389,231,000.00	0.00	122,671,648.00	511,902,648.00	0.00	511,902,648.00	33,292.00	473,927,710.00	92.58	0.00	177,322,715.00	34.64
3-01-001-02-01-18-0002-05	Prima de Vacaciones Facultad Artes A	340,497,000.00	0.00	136,594,936.00	477,091,936.00	0.00	477,091,936.00	640,608.00	460,382,283.00	96.50	55,672,255.00	187,895,374.00	39.38
3-01-001-02-01-18-0002-06	Prima de Vacaciones Ilud	65,831,000.00	0.00	23,566,041.00	89,397,041.00	0.00	89,397,041.00	17,387,468.00	82,376,844.00	92.15	14,799,443.00	64,581,170.00	72.24
3-01-001-02-01-18-0002-07	Prima de Vacaciones Facultad de Cie	135,257,000.00	0.00	65,019,796.00	200,276,796.00	0.00	200,276,796.00	11,821,495.00	175,897,518.00	87.83	12,750,542.00	61,267,340.00	30.59
3-01-001-02-01-18-0002-08	Prima de Vacaciones Posgrado Facult	36,198,000.00	0.00	7,200,000.00	36,198,000.00	0.00	36,198,000.00	0.00	25,871,721.00	71.47	1,645,065.00	15,350,748.00	42.41
3-01-001-02-01-18-0002-09	Prima de Vacaciones Posgrado Facult	73,957,000.00	13,587,452.00	13,587,452.00	87,544,452.00	0.00	87,544,452.00	0.00	70,488,960.00	80.52	0.00	31,429,231.00	35.90
3-01-001-02-01-18-0002-10	Prima de Vacaciones Posgrado Facult	5,947,000.00	350,000.00	350,000.00	6,297,000.00	0.00	6,297,000.00	0.00	5,817,797.00	92.39	411,266.00	3,508,379.00	55.72
3-01-001-02-01-18-0002-11	Prima de Vacaciones Posgrado Facult	17,670,000.00	0.00	10,666,671.00	28,336,671.00	0.00	28,336,671.00	1,195,835.00	21,557,231.00	76.08	2,068,985.00	11,376,808.00	40.15
3-01-001-02-01-18-0002-12	Prima de Vacaciones Posgrado Facult	10,436,000.00	1,892,200.00	2,767,570.00	13,203,570.00	0.00	13,203,570.00	1,724,155.00	13,031,553.00	98.70	553,628.00	8,890,417.00	67.33
3-01-001-02-01-18-0002-13	Prima de Vacaciones Facultad de Cie	1,807,000.00	717,171.00	717,171.00	2,524,171.00	0.00	2,524,171.00	160,990.00	1,963,935.00	77.81	140,867.00	140,867.00	5.58
3-01-001-02-02	Contribuciones inherentes a la nómina	18,422,761,000.00	60,339,816.00	2,963,474,609.00	21,386,235,609.00	0.00	21,386,235,609.00	1,671,007,608.00	14,441,487,755.00	67.53	1,673,093,023.00	11,699,123,586.00	54.70
3-01-001-02-02-01	Aportes a la seguridad social en pensiones	5,781,361,000.00	31,518,519.00	1,055,686,958.00	6,837,047,958.00	0.00	6,837,047,958.00	609,765,580.00	4,024,334,748.00	58.86	609,765,580.00	4,024,334,748.00	58.86
3-01-001-02-02-01-0001	Aportes a la seguridad social en pensiones públicas	3,324,547,000.00	29,139,363.00	562,543,756.00	3,887,090,756.00	0.00	3,887,090,756.00	388,876,600.00	2,384,656,419.00	61.35	388,876,600.00	2,384,656,419.00	61.35
3-01-001-02-02-01-0001-01	Pensiones Públicas Facultad de Ingen	532,733,000.00	0.00	40,960,308.00	573,693,308.00	0.00	573,693,308.00	54,180,850.00	377,561,402.00	65.81	54,180,850.00	377,561,402.00	65.81
3-01-001-02-02-01-0001-02	Pensiones Públicas Facultad de Cienc	668,400,000.00	0.00	164,988,049.00	833,388,049.00	0.00	833,388,049.00	76,609,250.00	512,266,737.00	61.47	76,609,250.00	512,266,737.00	61.47
3-01-001-02-02-01-0001-03	Pensiones Públicas Facultad de Medic	335,647,000.00	0.00	50,000,000.00	385,647,000.00	0.00	385,647,000.00	49,099,450.00	291,812,167.00	75.67	49,099,450.00	291,812,167.00	75.67
3-01-001-02-02-01-0001-04	Pensiones Públicas Facultad Tecnológ	682,971,000.00	0.00	145,246,530.00	828,217,530.00	0.00	828,217,530.00	64,042,650.00	428,789,423.00	51.77	64,042,650.00	428,789,423.00	51.77
3-01-001-02-02-01-0001-05	Pensiones Públicas Facultad Artes AS	574,472,000.00	0.00	2,665,476.00	577,137,476.00	0.00	577,137,476.00	84,612,900.00	400,399,789.00	69.38	84,612,900.00	400,399,789.00	69.38
3-01-001-02-02-01-0001-06	Pensiones Públicas Ilud	73,121,000.00	17,400,000.00	21,574,332.00	94,695,332.00	0.00	94,695,332.00	10,577,850.00	67,127,662.00	70.89	10,577,850.00	67,127,662.00	70.89
3-01-001-02-02-01-0001-07	Pensiones Públicas Facultad de Cienc	208,833,000.00	0.00	107,168,099.00	316,001,099.00	0.00	316,001,099.00	21,111,100.00	146,055,089.00	46.22	21,111,100.00	146,055,089.00	46.22
3-01-001-02-02-01-0001-08	Pensiones Públicas Posgrado Facultar	40,155,000.00	0.00	0.00	40,155,000.00	0.00	40,155,000.00	3,734,300.00	26,720,950.00	66.54	3,734,300.00	26,720,950.00	66.54
3-01-001-02-02-01-0001-09	Pensiones Públicas Posgrado Facultar	138,273,000.00	8,568,412.00	8,568,412.00	146,841,412.00	0.00	146,841,412.00	15,578,700.00	80,126,650.00	54.57	15,578,700.00	80,126,650.00	54.57
3-01-001-02-02-01-0001-10	Pensiones Públicas Posgrado Facultar	7,656,000.00	820,000.00	820,000.00	8,476,000.00	0.00	8,476,000.00	614,950.00	6,887,150.00	81.25	614,950.00	6,887,150.00	81.25
3-01-001-02-02-01-0001-11	Pensiones Públicas Posgrado Facultar	32,698,000.00	0.00	13,240,000.00	45,938,000.00	0.00	45,938,000.00	3,763,750.00	22,285,650.00	48.51	3,763,750.00	22,285,650.00	48.51
3-01-001-02-02-01-0001-12	Pensiones Públicas Posgrado Facultar	24,361,000.00	2,350,951.00	7,312,550.00	31,673,550.00	0.00	31,673,550.00	3,218,200.00	22,193,050.00	70.07	3,218,200.00	22,193,050.00	70.07
3-01-001-02-02-01-0001-13	Pensiones Públicas Facultad de Cienci	5,227,000.00	0.00	0.00	5,227,000.00	0.00	5,227,000.00	1,732,650.00	2,430,700.00	46.50	1,732,650.00	2,430,700.00	46.50


SISTEMA DE PRESUPUESTO
EJECUCION PRESUPUESTO
INFORME DE EJECUCION DEL PRESUPUESTO DE GASTOS E INVERSIONES

31-10-2025
01:22

ENTIDAD: 230 - UNIVERSIDAD DISTRITAL FRANCISCO JOSE DE CALDAS		MES: OCTUBRE											
UNIDAD EJECUTORA: 01 - RECTOR		VIGENCIA FISCAL: 2025											
RUBRO PRESUPUESTAL		APROPIACION						TOTAL COMPROMISOS		EJECUC. PRESUP. (11=10/8)	AUTORIZACION DE GIRO		EJEC. AUT.GIRO % (14=13/8)
CODIGO 1	NOMBRE 2	INICIAL 3	MODIFICACIONES 4		VIGENTE 6=(3+5)	SUSPENSION 7	DISPONIBLE 8=(6-7)	MES 9	ACUMULADO 10		MES 12	ACUMULADO 13	
			MES	ACUMULADO									
3-01-001-02-02-01-0002	Aportes a la seguridad social en pensiones privadas	2,456,814,000.00	2,379,156.00	493,143,202.00	2,949,957,202.00	0.00	2,949,957,202.00	220,888,980.00	1,639,678,329.00	55.58	220,888,980.00	1,639,678,329.00	55.58
3-01-001-02-02-01-0002-01	Pensiones Privadas Facultad de Ingen	381,054,000.00	0.00	115,449,429.00	496,503,429.00	0.00	496,503,429.00	27,753,550.00	247,781,334.00	49.91	27,753,550.00	247,781,334.00	49.91
3-01-001-02-02-01-0002-02	Pensiones Privadas Facultad de Cienc	500,723,000.00	0.00	119,890,082.00	620,413,082.00	0.00	620,413,082.00	41,628,100.00	325,897,399.00	52.53	41,628,100.00	325,897,399.00	52.53
3-01-001-02-02-01-0002-03	Pensiones Privadas Facultad de Medi	335,647,000.00	0.00	31,833,642.00	367,480,642.00	0.00	367,480,642.00	25,134,500.00	198,686,235.00	54.07	25,134,500.00	198,686,235.00	54.07
3-01-001-02-02-01-0002-04	Pensiones Privadas Facultad Tecnokk	462,373,000.00	0.00	95,397,686.00	557,770,686.00	0.00	557,770,686.00	36,959,100.00	297,434,408.00	53.33	36,959,100.00	297,434,408.00	53.33
3-01-001-02-02-01-0002-05	Pensiones Privadas Facultad Artes AE	346,391,000.00	0.00	77,329,192.00	423,720,192.00	0.00	423,720,192.00	54,533,080.00	301,706,785.00	71.20	54,533,080.00	301,706,785.00	71.20
3-01-001-02-02-01-0002-06	Pensiones Privadas Ilud	111,389,000.00	0.00	9,165,114.00	120,554,114.00	0.00	120,554,114.00	7,881,600.00	66,075,268.00	54.81	7,881,600.00	66,075,268.00	54.81
3-01-001-02-02-01-0002-08	Pensiones Privadas Facultad de Cienc	172,610,000.00	0.00	28,880,403.00	201,490,403.00	0.00	201,490,403.00	15,884,250.00	118,470,100.00	58.80	15,884,250.00	118,470,100.00	58.80
3-01-001-02-02-01-0002-09	Pensiones Privadas Facultad de Cienc	0.00	2,379,156.00	2,379,156.00	2,379,156.00	0.00	2,379,156.00	0.00	0.00	0.00	0.00	0.00	0.00
3-01-001-02-02-01-0002-10	Pensiones Privadas Posgrado Faculta	10,720,000.00	0.00	0.00	10,720,000.00	0.00	10,720,000.00	1,793,500.00	4,786,450.00	44.65	1,793,500.00	4,786,450.00	44.65
3-01-001-02-02-01-0002-11	Pensiones Privadas Posgrado Faculta	37,212,000.00	0.00	0.00	37,212,000.00	0.00	37,212,000.00	2,172,700.00	20,544,300.00	55.21	2,172,700.00	20,544,300.00	55.21
3-01-001-02-02-01-0002-12	Pensiones Privadas Posgrado Faculta	75,675,000.00	0.00	0.00	75,675,000.00	0.00	75,675,000.00	5,068,850.00	43,491,200.00	57.47	5,068,850.00	43,491,200.00	57.47
3-01-001-02-02-01-0002-13	Pensiones Privadas Posgrado Faculta	18,419,000.00	0.00	14,340,000.00	32,759,000.00	0.00	32,759,000.00	1,943,150.00	12,482,000.00	38.10	1,943,150.00	12,482,000.00	38.10
3-01-001-02-02-01-0002-14	Pensiones Privadas Posgrado Faculta	4,601,000.00	0.00	-1,321,502.00	3,279,498.00	0.00	3,279,498.00	136,600.00	2,322,850.00	70.83	136,600.00	2,322,850.00	70.83
3-01-001-02-02-02	Aportes a la seguridad social en salud	4,177,312,000.00	1,281,213.00	575,701,964.00	4,753,013,964.00	0.00	4,753,013,964.00	436,422,060.00	2,880,626,214.00	60.61	436,422,060.00	2,880,626,214.00	60.61
3-01-001-02-02-02-0002	Aportes a la seguridad social en salud privada	4,177,312,000.00	1,281,213.00	575,701,964.00	4,753,013,964.00	0.00	4,753,013,964.00	436,422,060.00	2,880,626,214.00	60.61	436,422,060.00	2,880,626,214.00	60.61
3-01-001-02-02-02-0002-01	Salud Privada Facultad de Ingenieria	673,081,000.00	0.00	77,094,088.00	750,175,088.00	0.00	750,175,088.00	59,418,700.00	454,467,986.00	60.58	59,418,700.00	454,467,986.00	60.58
3-01-001-02-02-02-0002-02	Salud Privada Facultad de Ciencias y l	828,102,000.00	0.00	185,337,836.00	1,013,439,836.00	0.00	1,013,439,836.00	83,886,450.00	595,267,227.00	58.74	83,886,450.00	595,267,227.00	58.74
3-01-001-02-02-02-0002-03	Salud Privada Facultad de Medio amb	475,500,000.00	0.00	51,146,026.00	526,646,026.00	0.00	526,646,026.00	53,296,500.00	352,110,320.00	66.86	53,296,500.00	352,110,320.00	66.86
3-01-001-02-02-02-0002-04	Salud Privada Facultad Tecnológica	826,791,000.00	0.00	171,052,153.00	997,843,153.00	0.00	997,843,153.00	72,195,100.00	518,794,212.00	51.99	72,195,100.00	518,794,212.00	51.99
3-01-001-02-02-02-0002-05	Salud Privada Facultad Artes ASAB	681,651,000.00	0.00	25,410,604.00	707,061,604.00	0.00	707,061,604.00	100,186,810.00	505,024,860.00	71.43	100,186,810.00	505,024,860.00	71.43
3-01-001-02-02-02-0002-06	Salud Privada Ilud	135,363,000.00	0.00	5,966,283.00	141,329,283.00	0.00	141,329,283.00	13,074,150.00	94,487,596.00	66.86	13,074,150.00	94,487,596.00	66.86
3-01-001-02-02-02-0002-07	Salud Privada Facultad de Ciencias M.	272,482,000.00	0.00	46,438,407.00	318,920,407.00	0.00	318,920,407.00	26,203,600.00	187,451,363.00	58.78	26,203,600.00	187,451,363.00	58.78
3-01-001-02-02-02-0002-08	Salud Privada Posgrado Facultad de li	60,171,000.00	0.00	0.00	60,171,000.00	0.00	60,171,000.00	4,184,000.00	33,479,100.00	55.64	4,184,000.00	33,479,100.00	55.64
3-01-001-02-02-02-0002-09	Salud Privada Posgrado Facultad de C	151,546,000.00	0.00	0.00	151,546,000.00	0.00	151,546,000.00	14,625,300.00	87,563,350.00	57.78	14,625,300.00	87,563,350.00	57.78
3-01-001-02-02-02-0002-10	Salud Privada Posgrado Facultad de h	11,330,000.00	0.00	0.00	11,330,000.00	0.00	11,330,000.00	1,705,800.00	8,267,850.00	72.97	1,705,800.00	8,267,850.00	72.97
3-01-001-02-02-02-0002-11	Salud Privada Posgrado Facultad Teci	36,208,000.00	0.00	10,270,000.00	46,478,000.00	0.00	46,478,000.00	4,042,300.00	24,625,900.00	52.98	4,042,300.00	24,625,900.00	52.98
3-01-001-02-02-02-0002-12	Salud Privada Posgrado Facultad Arte	21,385,000.00	892,721.00	2,598,075.00	23,983,075.00	0.00	23,983,075.00	2,376,250.00	17,364,850.00	72.40	2,376,250.00	17,364,850.00	72.40
3-01-001-02-02-02-0002-13	Salud Privada Facultad de Ciencias d	3,702,000.00	388,492.00	388,492.00	4,090,492.00	0.00	4,090,492.00	1,227,200.00	1,721,600.00	42.09	1,227,200.00	1,721,600.00	42.09
3-01-001-02-02-03	Aportes de cesantías	4,614,987,000.00	17,421,777.00	760,827,418.00	5,375,814,418.00	0.00	5,375,814,418.00	216,875,768.00	4,896,054,873.00	91.08	218,961,183.00	2,153,690,704.00	40.06



SISTEMA DE PRESUPUESTO
EJECUCION PRESUPUESTO
INFORME DE EJECUCION DEL PRESUPUESTO DE GASTOS E INVERSIONES


31-10-2025
01:22

ENTIDAD: 230 - UNIVERSIDAD DISTRITAL FRANCISCO JOSE DE CALDAS									MES: OCTUBRE				
UNIDAD EJECUTORA: 01 - RECTOR									VIGENCIA FISCAL: 2025				
RUBRO PRESUPUESTAL		APROPIACION						TOTAL COMPROMISOS		EJECUC. PRESUP.	AUTORIZACION DE GIRO		EJEC. AUT. GIRO %
CODIGO 1	NOMBRE 2	INICIAL 3	MODIFICACIONES		VIGENTE 6=(3+5)	SUSPENSION 7	DISPONIBLE 8=(6-7)	MES 9	ACUMULADO 10	(11=10/8)	AUTORIZACION DE GIRO		(14=13/8)
			MES 4	ACUMULADO 5							MES 12	ACUMULADO 13	
3-01-001-02-02-03-0001	Aportes de cesantias a fondos públicos	4,079,487,000.00	10,441,777.00	653,750,624.00	4,733,237,624.00	0.00	4,733,237,624.00	215,232,624.00	4,292,009,838.00	90.68	218,181,805.00	1,846,732,660.00	39.02
3-01-001-02-02-03-0001-01	Cesantias Fondos Públicos Facultad d	764,834,000.00	0.00	70,286,074.00	835,120,074.00	0.00	835,120,074.00	-440,809.00	778,891,314.00	93.27	1,669,482.00	266,766,541.00	31.94
3-01-001-02-02-03-0001-02	Cesantias Fondos Públicos Facultad d	909,338,000.00	0.00	178,023,219.00	1,087,361,219.00	0.00	1,087,361,219.00	153,204,692.00	1,017,326,183.00	93.56	95,811,493.00	504,433,864.00	46.39
3-01-001-02-02-03-0001-04	Cesantias Fondos Públicos Facultad T	875,889,000.00	0.00	149,480,307.00	1,025,369,307.00	0.00	1,025,369,307.00	63,090.00	882,850,327.00	86.10	0.00	335,932,945.00	32.76
3-01-001-02-02-03-0001-05	Cesantias Fondos Públicos Facultad A	766,117,000.00	0.00	124,767,019.00	890,884,019.00	0.00	890,884,019.00	1,213,996.00	859,191,587.00	96.44	60,137,227.00	356,031,704.00	39.96
3-01-001-02-02-03-0001-06	Cesantias Fondos Públicos Ilud	148,118,000.00	3,700,000.00	8,008,564.00	156,126,564.00	0.00	156,126,564.00	32,950,441.00	156,119,725.00	100.00	28,045,951.00	122,364,558.00	78.38
3-01-001-02-02-03-0001-07	Cesantias Fondos Públicos Facultad d	302,387,000.00	0.00	78,338,099.00	380,725,099.00	0.00	380,725,099.00	22,402,544.00	324,851,290.00	85.32	24,163,157.00	113,148,648.00	29.72
3-01-001-02-02-03-0001-08	Cesantias Fondos Públicos Posgrado	65,246,000.00	0.00	4,500,000.00	69,746,000.00	0.00	69,746,000.00	0.00	53,544,782.00	76.77	3,117,512.00	33,519,632.00	48.06
3-01-001-02-02-03-0001-09	Cesantias Fondos Públicos Posgrado	166,404,000.00	4,489,652.00	25,385,320.00	191,789,320.00	0.00	191,789,320.00	0.00	144,645,302.00	75.42	0.00	70,540,608.00	36.78
3-01-001-02-02-03-0001-11	Cesantias Fondos Públicos Posgrado	53,607,000.00	0.00	10,739,906.00	64,346,906.00	0.00	64,346,906.00	2,266,191.00	44,021,322.00	68.41	3,920,869.00	24,728,727.00	38.43
3-01-001-02-02-03-0001-12	Cesantias Fondos Públicos Posgrado	23,482,000.00	1,533,647.00	3,503,638.00	26,985,638.00	0.00	26,985,638.00	3,267,391.00	26,846,215.00	99.48	1,049,162.00	18,998,481.00	70.40
3-01-001-02-02-03-0001-14	Cesantias Fondos Públicos Facultad	4,065,000.00	718,478.00	718,478.00	4,783,478.00	0.00	4,783,478.00	305,088.00	3,721,791.00	77.81	266,952.00	266,952.00	5.58
3-01-001-02-02-03-0002	Aportes de cesantias a fondos privados	535,500,000.00	6,980,000.00	107,076,794.00	642,576,794.00	0.00	642,576,794.00	1,643,144.00	604,045,035.00	94.00	779,378.00	306,958,044.00	47.77
3-01-001-02-02-03-0002-03	Cesantias Fondos Privados Facultad c	522,118,000.00	6,980,000.00	107,076,794.00	629,194,794.00	0.00	629,194,794.00	1,643,144.00	592,291,189.00	94.13	0.00	299,580,704.00	47.61
3-01-001-02-02-03-0002-10	Cesantias Fondos Privados Posgrado:	13,382,000.00	0.00	0.00	13,382,000.00	0.00	13,382,000.00	0.00	11,753,846.00	87.83	779,378.00	7,377,340.00	55.13
3-01-001-02-02-04	Aportes a cajas de compensación familiar	2,051,348,000.00	5,006,450.00	292,920,759.00	2,344,268,759.00	0.00	2,344,268,759.00	217,813,800.00	1,407,655,097.00	60.05	217,813,800.00	1,407,655,097.00	60.05
3-01-001-02-02-04-0001	Compensar	2,051,348,000.00	5,006,450.00	292,920,759.00	2,344,268,759.00	0.00	2,344,268,759.00	217,813,800.00	1,407,655,097.00	60.05	217,813,800.00	1,407,655,097.00	60.05
3-01-001-02-02-04-0001-01	Caja de Compensación Facultad de In	342,385,000.00	0.00	14,822,509.00	357,207,509.00	0.00	357,207,509.00	27,977,650.00	219,186,560.00	61.36	27,977,650.00	219,186,560.00	61.36
3-01-001-02-02-04-0001-02	Caja de Compensación Facultad de Ci	405,859,000.00	0.00	103,703,816.00	509,562,816.00	0.00	509,562,816.00	39,658,550.00	289,648,784.00	56.84	39,658,550.00	289,648,784.00	56.84
3-01-001-02-02-04-0001-03	Caja de Compensación Facultad de M	233,047,000.00	0.00	30,687,616.00	263,734,616.00	0.00	263,734,616.00	26,460,350.00	173,000,462.00	65.60	26,460,350.00	173,000,462.00	65.60
3-01-001-02-02-04-0001-04	Caja de Compensación Facultad Tecn	398,301,000.00	0.00	79,648,072.00	477,949,072.00	0.00	477,949,072.00	34,031,350.00	251,558,539.00	52.63	34,031,350.00	251,558,539.00	52.63
3-01-001-02-02-04-0001-05	Caja de Compensación Facultad Artes	333,913,000.00	0.00	3,632,110.00	337,545,110.00	0.00	337,545,110.00	57,692,450.00	253,416,750.00	75.08	57,692,450.00	253,416,750.00	75.08
3-01-001-02-02-04-0001-06	Caja de Compensación Ilud	66,261,000.00	0.00	1,794,997.00	68,055,997.00	0.00	68,055,997.00	6,164,700.00	46,947,366.00	68.98	6,164,700.00	46,947,366.00	68.98
3-01-001-02-02-04-0001-07	Caja de Compensación Facultad de Ci	132,350,000.00	0.00	47,105,663.00	179,455,663.00	0.00	179,455,663.00	12,378,000.00	90,006,286.00	50.16	12,378,000.00	90,006,286.00	50.16
3-01-001-02-02-04-0001-08	Caja de Compensación Posgrado Faci	29,363,000.00	0.00	0.00	29,363,000.00	0.00	29,363,000.00	2,021,100.00	16,294,200.00	55.49	2,021,100.00	16,294,200.00	55.49
3-01-001-02-02-04-0001-09	Caja de Compensación Posgrado Faci	74,274,000.00	4,568,964.00	4,568,964.00	78,842,964.00	0.00	78,842,964.00	6,913,450.00	42,285,750.00	53.63	6,913,450.00	42,285,750.00	53.63
3-01-001-02-02-04-0001-10	Caja de Compensación Posgrado Faci	5,553,000.00	0.00	0.00	5,553,000.00	0.00	5,553,000.00	803,100.00	4,020,000.00	72.39	803,100.00	4,020,000.00	72.39
3-01-001-02-02-04-0001-11	Caja de Compensación Posgrado Faci	17,746,000.00	0.00	5,680,000.00	23,426,000.00	0.00	23,426,000.00	1,902,950.00	11,950,000.00	51.01	1,902,950.00	11,950,000.00	51.01
3-01-001-02-02-04-0001-12	Caja de Compensación Posgrado Faci	10,481,000.00	210,574.00	1,050,100.00	11,531,100.00	0.00	11,531,100.00	1,232,400.00	8,529,900.00	73.97	1,232,400.00	8,529,900.00	73.97
3-01-001-02-02-04-0001-14	Caja de Compensación Facultad de C	1,815,000.00	226,912.00	226,912.00	2,041,912.00	0.00	2,041,912.00	577,750.00	810,500.00	39.69	577,750.00	810,500.00	39.69
3-01-001-02-02-05	Aportes generales al sistema de	257,804,000.00	1,595,651.00	63,592,520.00	321,396,520.00	0.00	321,396,520.00	26,772,200.00	177,042,297.00	55.09	26,772,200.00	177,042,297.00	55.09



SISTEMA DE PRESUPUESTO
EJECUCION PRESUPUESTO
INFORME DE EJECUCION DEL PRESUPUESTO DE GASTOS E INVERSIONES

31-10-2025

01:22

ENTIDAD: 230 - UNIVERSIDAD DISTRITAL FRANCISCO JOSE DE CALDAS		MES: OCTUBRE											
UNIDAD EJECUTORA: 01 - RECTOR		VIGENCIA FISCAL: 2025											
RUBRO PRESUPUESTAL		APROPIACION						TOTAL COMPROMISOS		EJECUC. PRESUP.	AUTORIZACION DE GIRO		EJEC. AUT.GIRO %
CODIGO 1	NOMBRE 2	INICIAL 3	MODIFICACIONES		VIGENTE 6=(3+5)	SUSPENSION 7	DISPONIBLE 8=(6-7)	MES 9	ACUMULADO 10	(11=10/8)	MES 12	ACUMULADO 13	(14=13/8)
			MES 4	ACUMULADO 5									
	riesgos laborales												
3-01-001-02-02-05-0001	Aportes generales al sistema de riesgos laborales públicos	257,804,000.00	1,595,651.00	63,592,520.00	321,396,520.00	0.00	321,396,520.00	26,772,200.00	177,042,297.00	55.09	26,772,200.00	177,042,297.00	55.09
3-01-001-02-02-05-0001-01	ARL Facultad de Ingeniería	42,910,000.00	0.00	5,763,830.00	48,673,830.00	0.00	48,673,830.00	3,658,350.00	27,931,980.00	57.39	3,658,350.00	27,931,980.00	57.39
3-01-001-02-02-05-0001-02	ARL Facultad de Ciencias y Educación	50,855,000.00	0.00	26,947,466.00	77,802,466.00	0.00	77,802,466.00	5,164,750.00	36,597,943.00	47.04	5,164,750.00	36,597,943.00	47.04
3-01-001-02-02-05-0001-03	ARL Facultad de Medio Ambiente y Recursos Naturales	29,201,000.00	0.00	10,229,205.00	39,430,205.00	0.00	39,430,205.00	3,280,600.00	21,643,949.00	54.89	3,280,600.00	21,643,949.00	54.89
3-01-001-02-02-05-0001-04	ARL Facultad Tecnológica	49,976,000.00	0.00	10,602,874.00	60,578,874.00	0.00	60,578,874.00	4,442,950.00	31,876,152.00	52.62	4,442,950.00	31,876,152.00	52.62
3-01-001-02-02-05-0001-05	ARL Facultad Artes ASAB	41,842,000.00	0.00	1,658,615.00	43,500,615.00	0.00	43,500,615.00	6,075,150.00	31,023,000.00	71.32	6,075,150.00	31,023,000.00	71.32
3-01-001-02-02-05-0001-06	ARL Ilud	8,303,000.00	0.00	249,442.00	8,552,442.00	0.00	8,552,442.00	805,150.00	5,805,248.00	67.88	805,150.00	5,805,248.00	67.88
3-01-001-02-02-05-0001-07	ARL Facultad de Ciencias Matemáticas	16,895,000.00	0.00	5,907,573.00	22,802,573.00	0.00	22,802,573.00	1,613,000.00	11,519,375.00	50.52	1,613,000.00	11,519,375.00	50.52
3-01-001-02-02-05-0001-08	ARL Posgrado Facultad de Ingeniería	3,680,000.00	0.00	0.00	3,680,000.00	0.00	3,680,000.00	257,700.00	2,061,000.00	56.01	257,700.00	2,061,000.00	56.01
3-01-001-02-02-05-0001-09	ARL Posgrado Facultad de Ciencias y Educación	9,307,000.00	1,519,817.00	1,519,817.00	10,826,817.00	0.00	10,826,817.00	899,300.00	5,386,050.00	49.75	899,300.00	5,386,050.00	49.75
3-01-001-02-02-05-0001-10	ARL Posgrado Facultad de Medio Ambiente y Recursos Naturales	696,000.00	0.00	0.00	696,000.00	0.00	696,000.00	104,900.00	508,400.00	73.05	104,900.00	508,400.00	73.05
3-01-001-02-02-05-0001-11	ARL Posgrado Facultad Tecnológica	2,599,000.00	0.00	532,440.00	3,131,440.00	0.00	3,131,440.00	248,600.00	1,515,350.00	48.39	248,600.00	1,515,350.00	48.39
3-01-001-02-02-05-0001-12	ARL Posgrado Facultad Artes ASAB	1,313,000.00	56,126.00	161,550.00	1,474,550.00	0.00	1,474,550.00	146,200.00	1,067,750.00	72.41	146,200.00	1,067,750.00	72.41
3-01-001-02-02-05-0001-14	ARL Facultad de Ciencias de la Salud	227,000.00	19,708.00	19,708.00	246,708.00	0.00	246,708.00	75,550.00	106,100.00	43.01	75,550.00	106,100.00	43.01
3-01-001-02-02-06	Aportes al ICBF	1,539,949,000.00	3,516,206.00	214,744,990.00	1,754,693,990.00	0.00	1,754,693,990.00	163,358,200.00	1,055,774,526.00	60.17	163,358,200.00	1,055,774,526.00	60.17
3-01-001-02-02-06-0001	ICBF Facultad Ingeniería	256,707,000.00	0.00	7,733,875.00	264,440,875.00	0.00	264,440,875.00	20,982,650.00	164,391,109.00	62.17	20,982,650.00	164,391,109.00	62.17
3-01-001-02-02-06-0001-00	ICBF Facultad Ingeniería	256,707,000.00	0.00	7,733,875.00	264,440,875.00	0.00	264,440,875.00	20,982,650.00	164,391,109.00	62.17	20,982,650.00	164,391,109.00	62.17
3-01-001-02-02-06-0002	ICBF Facultad Ciencias y Educación	304,395,000.00	0.00	81,262,191.00	385,657,191.00	0.00	385,657,191.00	29,743,200.00	217,240,625.00	56.33	29,743,200.00	217,240,625.00	56.33
3-01-001-02-02-06-0002-00	ICBF Facultad Ciencias y Educación	304,395,000.00	0.00	81,262,191.00	385,657,191.00	0.00	385,657,191.00	29,743,200.00	217,240,625.00	56.33	29,743,200.00	217,240,625.00	56.33
3-01-001-02-02-06-0003	ICBF Facultad Medio Ambiente y Recursos Naturales	174,785,000.00	0.00	20,458,411.00	195,243,411.00	0.00	195,243,411.00	19,846,400.00	129,759,006.00	66.46	19,846,400.00	129,759,006.00	66.46
3-01-001-02-02-06-0003-00	ICBF Facultad Medio Ambiente y Recursos Naturales	174,785,000.00	0.00	20,458,411.00	195,243,411.00	0.00	195,243,411.00	19,846,400.00	129,759,006.00	66.46	19,846,400.00	129,759,006.00	66.46
3-01-001-02-02-06-0004	ICBF Facultad Tecnológica	297,856,000.00	0.00	60,936,054.00	358,792,054.00	0.00	358,792,054.00	25,524,450.00	188,675,445.00	52.59	25,524,450.00	188,675,445.00	52.59
3-01-001-02-02-06-0004-00	ICBF Facultad Tecnológica	297,856,000.00	0.00	60,936,054.00	358,792,054.00	0.00	358,792,054.00	25,524,450.00	188,675,445.00	52.59	25,524,450.00	188,675,445.00	52.59
3-01-001-02-02-06-0005	ICBF Facultad Artes ASAB	250,390,000.00	0.00	2,723,421.00	253,113,421.00	0.00	253,113,421.00	43,265,950.00	190,069,400.00	75.09	43,265,950.00	190,069,400.00	75.09
3-01-001-02-02-06-0005-00	ICBF Facultad Artes ASAB	250,390,000.00	0.00	2,723,421.00	253,113,421.00	0.00	253,113,421.00	43,265,950.00	190,069,400.00	75.09	43,265,950.00	190,069,400.00	75.09
3-01-001-02-02-06-0006	ICBF Ilud	49,637,000.00	0.00	1,341,470.00	50,978,470.00	0.00	50,978,470.00	4,623,400.00	35,212,260.00	69.07	4,623,400.00	35,212,260.00	69.07
3-01-001-02-02-06-0006-00	ICBF Ilud	49,637,000.00	0.00	1,341,470.00	50,978,470.00	0.00	50,978,470.00	4,623,400.00	35,212,260.00	69.07	4,623,400.00	35,212,260.00	69.07
3-01-001-02-02-06-0007	ICBF Facultad de Ciencias Matemáticas y Naturales	99,515,000.00	0.00	32,063,486.00	131,578,486.00	0.00	131,578,486.00	9,283,400.00	67,504,731.00	51.30	9,283,400.00	67,504,731.00	51.30
3-01-001-02-02-06-0007-00	ICBF Facultad de Ciencias Matemáticas y Naturales	99,515,000.00	0.00	32,063,486.00	131,578,486.00	0.00	131,578,486.00	9,283,400.00	67,504,731.00	51.30	9,283,400.00	67,504,731.00	51.30

SISTEMA DE PRESUPUESTO
EJECUCION PRESUPUESTO
INFORME DE EJECUCION DEL PRESUPUESTO DE GASTOS E INVERSIONES

31-10-2025
01:22



ENTIDAD: 230 - UNIVERSIDAD DISTRITAL FRANCISCO JOSE DE CALDAS								MES: OCTUBRE					
UNIDAD EJECUTORA: 01 - RECTOR								VIGENCIA FISCAL: 2025					
RUBRO PRESUPUESTAL		APROPIACION						TOTAL COMPROMISOS		EJECUC. PRESUP. (11=10/8)	AUTORIZACION DE GIRO		EJEC. AUT. GIRO % (14=13/8)
CODIGO	NOMBRE	INICIAL	MODIFICACIONES		VIGENTE	SUSPENSION	DISPONIBLE	MES	ACUMULADO		MES	ACUMULADO	
1	2	3	MES 4	ACUMULADO 5	6=(3+5)	7	8=(6-7)	9	10	12	13		

3-01-001-02-02-06-0008	ICBF Posgrado Facultad Ingeniería	22,013,000.00	0.00	0.00	22,013,000.00	0.00	22,013,000.00	1,516,100.00	12,222,200.00	55.52	1,516,100.00	12,222,200.00	55.52
3-01-001-02-02-06-0008-00	ICBF Posgrado Facultad Ingeniería	22,013,000.00	0.00	0.00	22,013,000.00	0.00	22,013,000.00	1,516,100.00	12,222,200.00	55.52	1,516,100.00	12,222,200.00	55.52
3-01-001-02-02-06-0009	ICBF Posgrado Facultad Ciencias y Educación	55,706,000.00	3,197,456.00	3,197,456.00	58,903,456.00	0.00	58,903,456.00	5,185,300.00	31,716,150.00	53.84	5,185,300.00	31,716,150.00	53.84
3-01-001-02-02-06-0009-00	ICBF Posgrado Facultad Ciencias y Et	55,706,000.00	3,197,456.00	3,197,456.00	58,903,456.00	0.00	58,903,456.00	5,185,300.00	31,716,150.00	53.84	5,185,300.00	31,716,150.00	53.84
3-01-001-02-02-06-0010	ICBF Posgrado Facultad Medio Ambiente y Recursos Naturales	4,165,000.00	0.00	0.00	4,165,000.00	0.00	4,165,000.00	602,350.00	3,015,300.00	72.40	602,350.00	3,015,300.00	72.40
3-01-001-02-02-06-0010-00	ICBF Posgrado Facultad Medio Ambie	4,165,000.00	0.00	0.00	4,165,000.00	0.00	4,165,000.00	602,350.00	3,015,300.00	72.40	602,350.00	3,015,300.00	72.40
3-01-001-02-02-06-0011	ICBF Posgrado Facultad Tecnológica	15,558,000.00	0.00	4,080,000.00	19,638,000.00	0.00	19,638,000.00	1,427,350.00	8,962,650.00	45.64	1,427,350.00	8,962,650.00	45.64
3-01-001-02-02-06-0011-00	ICBF Posgrado Facultad Tecnológica	15,558,000.00	0.00	4,080,000.00	19,638,000.00	0.00	19,638,000.00	1,427,350.00	8,962,650.00	45.64	1,427,350.00	8,962,650.00	45.64
3-01-001-02-02-06-0012	ICBF Posgrado Facultad Artes ASAB	7,861,000.00	157,974.00	787,850.00	8,648,850.00	0.00	8,648,850.00	924,250.00	6,397,550.00	73.97	924,250.00	6,397,550.00	73.97
3-01-001-02-02-06-0012-00	ICBF Posgrado Facultad Artes ASAB	7,861,000.00	157,974.00	787,850.00	8,648,850.00	0.00	8,648,850.00	924,250.00	6,397,550.00	73.97	924,250.00	6,397,550.00	73.97
3-01-001-02-02-06-0013	ICBF Facultad de Ciencias de la Salud	1,361,000.00	160,776.00	160,776.00	1,521,776.00	0.00	1,521,776.00	433,400.00	608,100.00	39.96	433,400.00	608,100.00	39.96
3-01-001-02-02-06-0013-00	ICBF Facultad de Ciencias de la Salu	1,361,000.00	160,776.00	160,776.00	1,521,776.00	0.00	1,521,776.00	433,400.00	608,100.00	39.96	433,400.00	608,100.00	39.96
3-01-002	Adquisición de bienes y servicios	115,590,801,000.00	439,844,685.00	23,700,557,550.00	139,291,358,550.00	0.00	139,291,358,550.00	15,510,389,941.00	120,882,059,419.00	86.78	12,801,877,104.00	83,540,926,993.00	59.98
3-01-002-01	Adquisición de activos no financieros	2,781,855,000.00	357,229,187.00	572,516,563.00	3,354,371,563.00	0.00	3,354,371,563.00	73,043,753.00	2,591,382,927.00	77.25	3,808,000.00	1,381,171,310.00	41.18
3-01-002-01-01	Activos fijos	2,781,855,000.00	357,229,187.00	572,516,563.00	3,354,371,563.00	0.00	3,354,371,563.00	73,043,753.00	2,591,382,927.00	77.25	3,808,000.00	1,381,171,310.00	41.18
3-01-002-01-01-03	Maquinaria y equipo	0.00	0.00	35,000,000.00	35,000,000.00	0.00	35,000,000.00	0.00	29,940,400.00	85.54	3,808,000.00	28,798,000.00	82.28
3-01-002-01-01-03-0003	Maquinaria de oficina, contabilidad e informática	0.00	0.00	35,000,000.00	35,000,000.00	0.00	35,000,000.00	0.00	29,940,400.00	85.54	3,808,000.00	28,798,000.00	82.28
3-01-002-01-01-03-0003-02	Maquinaria de informática y sus partes	0.00	0.00	35,000,000.00	35,000,000.00	0.00	35,000,000.00	0.00	29,940,400.00	85.54	3,808,000.00	28,798,000.00	82.28
3-01-002-01-01-04	Activos fijos no clasificados como maquinaria y equipo	120,000,000.00	-23,742,652.00	21,584,724.00	141,584,724.00	0.00	141,584,724.00	0.00	131,584,724.00	92.94	0.00	19,493,390.00	13.77
3-01-002-01-01-04-0001	Muebles, instrumentos musicales, artículos de deporte y antigüedades	120,000,000.00	-23,742,652.00	21,584,724.00	141,584,724.00	0.00	141,584,724.00	0.00	131,584,724.00	92.94	0.00	19,493,390.00	13.77
3-01-002-01-01-04-0001-01	Instrumentos musicales	20,000,000.00	-127,998.00	-506,610.00	19,493,390.00	0.00	19,493,390.00	0.00	19,493,390.00	100.00	0.00	19,493,390.00	100.00
3-01-002-01-01-04-0001-02	Artículos de deporte	100,000,000.00	-23,614,654.00	22,091,334.00	122,091,334.00	0.00	122,091,334.00	0.00	112,091,334.00	91.81	0.00	0.00	0.00
3-01-002-01-01-05	Otros activos fijos	2,661,855,000.00	380,971,839.00	515,931,839.00	3,177,786,839.00	0.00	3,177,786,839.00	73,043,753.00	2,429,857,803.00	76.46	0.00	1,332,879,920.00	41.94
3-01-002-01-01-05-0002	Productos de la propiedad intelectual	2,661,855,000.00	380,971,839.00	515,931,839.00	3,177,786,839.00	0.00	3,177,786,839.00	73,043,753.00	2,429,857,803.00	76.46	0.00	1,332,879,920.00	41.94
3-01-002-01-01-05-0002-03	Paquetes de software	2,661,855,000.00	380,971,839.00	515,931,839.00	3,177,786,839.00	0.00	3,177,786,839.00	73,043,753.00	2,429,857,803.00	76.46	0.00	1,332,879,920.00	41.94
3-01-002-02	Adquisiciones diferentes de activos	112,808,946,000.00	82,615,498.00	23,128,040,987.00	135,936,986,987.00	0.00	135,936,986,987.00	15,437,346,188.00	118,290,676,492.00	87.02	12,798,069,104.00	82,159,755,683.00	60.44


SISTEMA DE PRESUPUESTO
EJECUCION PRESUPUESTO
INFORME DE EJECUCION DEL PRESUPUESTO DE GASTOS E INVERSIONES

31-10-2025

01:22

ENTIDAD: 230 - UNIVERSIDAD DISTRITAL FRANCISCO JOSE DE CALDAS		MES: OCTUBRE											
UNIDAD EJECUTORA: 01 - RECTOR		VIGENCIA FISCAL: 2025											
RUBRO PRESUPUESTAL		APROPIACION						TOTAL COMPROMISOS		EJECUC. PRESUP.	AUTORIZACION DE GIRO		EJEC. AUT.GIRO %
CODIGO 1	NOMBRE 2	INICIAL 3	MODIFICACIONES		VIGENTE 6=(3+5)	SUSPENSION 7	DISPONIBLE 8=(6-7)	MES 9	ACUMULADO 10	(11=10/8)	MES 12	ACUMULADO 13	(14=13/8)
			MES 4	ACUMULADO 5									
3-01-002-02-01	Materiales y suministros	1,230,433,000.00	143,506,483.00	128,850,230.00	1,359,283,230.00	0.00	1,359,283,230.00	130,000,000.00	1,122,504,526.00	82.58	44,004,296.00	720,837,783.00	53.03
3-01-002-02-01-02	Productos alimenticios, bebidas y tabaco; textiles, prendas de vestir y productos de cuero	310,000,000.00	20,000,000.00	12,400,000.00	322,400,000.00	0.00	322,400,000.00	0.00	293,625,122.00	91.07	0.00	52,292,170.00	16.22
3-01-002-02-01-02-0008	Tejido de punto o ganchillo; prendas de vestir	310,000,000.00	20,000,000.00	12,400,000.00	322,400,000.00	0.00	322,400,000.00	0.00	293,625,122.00	91.07	0.00	52,292,170.00	16.22
3-01-002-02-01-02-0008-00	Tejido de punto o ganchillo; prendas de vestir	310,000,000.00	20,000,000.00	12,400,000.00	322,400,000.00	0.00	322,400,000.00	0.00	293,625,122.00	91.07	0.00	52,292,170.00	16.22
3-01-002-02-01-03	Otros bienes transportables (excepto productos metálicos, maquinaria y equipo)	552,640,000.00	-6,493,517.00	-21,493,517.00	531,146,483.00	0.00	531,146,483.00	0.00	381,935,334.00	71.91	5,319,895.00	358,193,948.00	67.44
3-01-002-02-01-03-0002	Pasta o pulpa, papel y productos de papel; impresos y artículos similares	305,887,000.00	-6,493,517.00	-6,493,517.00	299,393,483.00	0.00	299,393,483.00	0.00	247,908,652.00	82.80	5,319,895.00	247,908,652.00	82.80
3-01-002-02-01-03-0002-01	Pastas o pulpas de otras fibras n.c.p. (excepto celulosa)	305,887,000.00	-6,493,517.00	-6,493,517.00	299,393,483.00	0.00	299,393,483.00	0.00	247,908,652.00	82.80	5,319,895.00	247,908,652.00	82.80
3-01-002-02-01-03-0003	Productos de hornos de coque; productos de refinación de petróleo y combustible nuclear	52,865,000.00	0.00	15,000,000.00	67,865,000.00	0.00	67,865,000.00	0.00	46,719,000.00	68.84	0.00	22,977,614.00	33.86
3-01-002-02-01-03-0003-31	Gasolina motor corriente	31,719,000.00	0.00	15,000,000.00	46,719,000.00	0.00	46,719,000.00	0.00	46,719,000.00	100.00	0.00	22,977,614.00	49.18
3-01-002-02-01-03-0003-36	Diésel oil ACPM (fuel gas gasoil marín)	21,146,000.00	0.00	0.00	21,146,000.00	0.00	21,146,000.00	0.00	0.00	0.00	0.00	0.00	0.00
3-01-002-02-01-03-0005	Otros productos químicos; fibras artificiales (o fibras industriales hechas por el hombre)	100,000,000.00	0.00	-30,000,000.00	70,000,000.00	0.00	70,000,000.00	0.00	0.00	0.00	0.00	0.00	0.00
3-01-002-02-01-03-0005-02	Otros medicamentos n.c.p. para uso humano	100,000,000.00	0.00	-30,000,000.00	70,000,000.00	0.00	70,000,000.00	0.00	0.00	0.00	0.00	0.00	0.00
3-01-002-02-01-03-0006	Productos de caucho y plástico	93,888,000.00	0.00	0.00	93,888,000.00	0.00	93,888,000.00	0.00	87,307,682.00	92.99	0.00	87,307,682.00	92.99
3-01-002-02-01-03-0006-09	Cartuchos plásticos para impresora de inyección	93,888,000.00	0.00	0.00	93,888,000.00	0.00	93,888,000.00	0.00	87,307,682.00	92.99	0.00	87,307,682.00	92.99
3-01-002-02-01-04	Productos metálicos y paquetes de software	367,793,000.00	130,000,000.00	137,943,747.00	505,736,747.00	0.00	505,736,747.00	130,000,000.00	446,944,070.00	88.37	38,684,401.00	310,351,665.00	61.37
3-01-002-02-01-04-0002	Productos metálicos elaborados (excepto maquinaria y equipo)	298,793,000.00	130,000,000.00	139,792,677.00	438,585,677.00	0.00	438,585,677.00	130,000,000.00	428,793,000.00	97.77	38,684,401.00	292,200,595.00	66.62
3-01-002-02-01-04-0002-09	Artículos n.c.p. de ferretería y cerrajería	298,793,000.00	130,000,000.00	139,792,677.00	438,585,677.00	0.00	438,585,677.00	130,000,000.00	428,793,000.00	97.77	38,684,401.00	292,200,595.00	66.62
3-01-002-02-01-04-0004	Maquinaria para usos especiales	20,000,000.00	0.00	-1,848,930.00	18,151,070.00	0.00	18,151,070.00	0.00	18,151,070.00	100.00	0.00	18,151,070.00	100.00
3-01-002-02-01-04-0004-08	Calentadores de agua instantáneos o eléctricos	20,000,000.00	0.00	-1,848,930.00	18,151,070.00	0.00	18,151,070.00	0.00	18,151,070.00	100.00	0.00	18,151,070.00	100.00
3-01-002-02-01-04-0005	Maquinaria de oficina, contabilidad e informática	49,000,000.00	0.00	0.00	49,000,000.00	0.00	49,000,000.00	0.00	0.00	0.00	0.00	0.00	0.00
3-01-002-02-01-04-0005-99	Máquinas y material de oficina n.c.p.	49,000,000.00	0.00	0.00	49,000,000.00	0.00	49,000,000.00	0.00	0.00	0.00	0.00	0.00	0.00
3-01-002-02-02	Adquisición de servicios	111,578,513,000.00	-60,890,985.00	22,999,190,757.00	134,577,703,757.00	0.00	134,577,703,757.00	15,307,346,188.00	117,168,171,966.00	87.06	12,754,064,808.00	81,438,917,900.00	60.51

SISTEMA DE PRESUPUESTO
EJECUCION PRESUPUESTO
INFORME DE EJECUCION DEL PRESUPUESTO DE GASTOS E INVERSIONES


31-10-2025
01:22

ENTIDAD: 230 - UNIVERSIDAD DISTRITAL FRANCISCO JOSE DE CALDAS										MES: OCTUBRE			
UNIDAD EJECUTORA: 01 - RECTOR										VIGENCIA FISCAL: 2025			
RUBRO PRESUPUESTAL		APROPIACION						TOTAL COMPROMISOS		EJECUC. PRESUP.	AUTORIZACION DE GIRO		EJEC. AUT. GIRO %
CODIGO 1	NOMBRE 2	INICIAL 3	MODIFICACIONES		VIGENTE 6=(3+5)	SUSPENSION 7	DISPONIBLE 8=(6-7)	MES 9	ACUMULADO 10	(11=10/8)	AUTORIZACION DE GIRO		(14=13/8)
			MES 4	ACUMULADO 5							MES 12	ACUMULADO 13	
3-01-002-02-02-05	Servicios de la construcción	83,250,000.00	0.00	-83,250,000.00	0.00	0.00	0.00	0.00	0.00	0.00	0.00	0.00	0.00
3-01-002-02-02-05-0004	Servicios de construcción	83,250,000.00	0.00	-83,250,000.00	0.00	0.00	0.00	0.00	0.00	0.00	0.00	0.00	0.00
3-01-002-02-02-05-0004-07	Servicios de instalación de vidrios y ve	83,250,000.00	0.00	-83,250,000.00	0.00	0.00	0.00	0.00	0.00	0.00	0.00	0.00	0.00
3-01-002-02-02-06	Servicios de alojamiento; servicios de suministro de comidas y bebidas; servicios de transporte; y servicios de distribución de electricidad, gas y agua	9,321,454,000.00	-113,056,974.00	1,008,000,465.00	10,329,454,465.00	0.00	10,329,454,465.00	181,321,395.00	7,422,571,966.00	71.86	207,989,279.00	2,895,192,775.00	28.03
3-01-002-02-02-06-0003	Alojamiento; servicios de suministros de comidas y bebidas	5,306,724,000.00	15,000,000.00	786,475,086.00	6,093,199,086.00	0.00	6,093,199,086.00	28,823,524.00	5,770,638,540.00	94.71	69,859,411.00	2,301,130,296.00	37.77
3-01-002-02-02-06-0003-02	Alojamiento; servicios de suministros	785,046,000.00	15,000,000.00	161,403,760.00	946,449,760.00	0.00	946,449,760.00	28,823,524.00	707,646,540.00	74.77	69,859,411.00	189,580,296.00	20.03
3-01-002-02-02-06-0003-03	Apoyo alimentario	4,521,678,000.00	0.00	625,071,326.00	5,146,749,326.00	0.00	5,146,749,326.00	0.00	5,062,992,000.00	98.37	0.00	2,111,550,000.00	41.03
3-01-002-02-02-06-0004	Servicios de transporte de pasajeros	4,014,730,000.00	-128,056,974.00	221,525,379.00	4,236,255,379.00	0.00	4,236,255,379.00	152,497,871.00	1,651,933,426.00	39.00	138,129,868.00	594,062,479.00	14.02
3-01-002-02-02-06-0004-02	Servicios de transporte terrestre de pa	2,852,406,000.00	-99,000,000.00	129,582,353.00	2,981,988,353.00	0.00	2,981,988,353.00	2,900,000.00	1,039,714,557.00	34.87	2,900,000.00	47,332,768.00	1.59
3-01-002-02-02-06-0004-04	Servicios de transporte aéreo de pasaj	1,100,953,000.00	-29,056,974.00	91,943,026.00	1,192,896,026.00	0.00	1,192,896,026.00	149,597,871.00	554,750,028.00	46.50	135,019,301.00	533,602,388.00	44.73
3-01-002-02-02-06-0004-08	Servicios locales de mensajería nacio	61,371,000.00	0.00	0.00	61,371,000.00	0.00	61,371,000.00	0.00	57,468,841.00	93.64	210,567.00	13,127,323.00	21.39
3-01-002-02-02-07	Servicios financieros y servicios conexos, servicios inmobiliarios y servicios de leasing	10,263,001,000.00	-2,050,294.00	3,196,642,480.00	13,459,643,480.00	0.00	13,459,643,480.00	2,295,514,546.00	11,153,904,532.00	82.87	3,982,038,318.00	7,660,055,514.00	56.91
3-01-002-02-02-07-0001	Servicios financieros y servicios conexos	5,249,671,000.00	0.00	-325,987,981.00	4,923,683,019.00	0.00	4,923,683,019.00	26,604,776.00	4,323,308,398.00	87.81	3,624,409,518.00	4,013,149,848.00	81.51
3-01-002-02-02-07-0001-01	Afiliación ARL Estudiantes en pasantía	175,508,000.00	0.00	0.00	175,508,000.00	0.00	175,508,000.00	23,061,500.00	143,185,800.00	81.58	23,061,500.00	143,185,700.00	81.58
3-01-002-02-02-07-0001-02	Servicios de planes complementarios	746,000,000.00	0.00	-281,053,280.00	464,946,720.00	0.00	464,946,720.00	0.00	464,946,720.00	100.00	35,868,917.00	158,331,546.00	34.05
3-01-002-02-02-07-0001-03	Servicio de seguro obligatorio de acci	14,083,000.00	0.00	0.00	14,083,000.00	0.00	14,083,000.00	0.00	11,173,500.00	79.34	0.00	11,173,500.00	79.34
3-01-002-02-02-07-0001-04	Servicios de seguros de vehiculos aut	31,080,000.00	0.00	0.00	31,080,000.00	0.00	31,080,000.00	0.00	22,632,610.00	72.82	22,632,610.00	22,632,610.00	72.82
3-01-002-02-02-07-0001-05	Servicios de seguros contra incendio, i	2,553,000,000.00	0.00	-80,000,000.00	2,473,000,000.00	0.00	2,473,000,000.00	3,543,276.00	2,137,252,309.00	86.42	2,042,894,331.00	2,133,709,033.00	86.28
3-01-002-02-02-07-0001-06	Servicios de seguros generales de res	1,665,000,000.00	0.00	0.00	1,665,000,000.00	0.00	1,665,000,000.00	0.00	1,499,952,160.00	90.09	1,499,952,160.00	1,499,952,160.00	90.09
3-01-002-02-02-07-0001-07	Servicios actuariales	65,000,000.00	0.00	-9,100,000.00	55,900,000.00	0.00	55,900,000.00	0.00	0.00	0.00	0.00	0.00	0.00
3-01-002-02-02-07-0001-08	Servicios de seguros de cumplimiento	0.00	0.00	44,165,299.00	44,165,299.00	0.00	44,165,299.00	0.00	44,165,299.00	100.00	0.00	44,165,299.00	100.00
3-01-002-02-02-07-0002	SERVICIOS INMOBILIARIOS	4,893,330,000.00	0.00	3,524,680,755.00	8,418,010,755.00	0.00	8,418,010,755.00	2,201,100,000.00	6,712,688,078.00	79.74	357,628,800.00	3,596,891,751.00	42.73
3-01-002-02-02-07-0002-01	Servicios de alquiler o arrendamiento	4,893,330,000.00	0.00	3,524,680,755.00	8,418,010,755.00	0.00	8,418,010,755.00	2,201,100,000.00	6,712,688,078.00	79.74	357,628,800.00	3,596,891,751.00	42.73
3-01-002-02-02-07-0003	Servicios de arrendamiento o alquiler sin operativo	120,000,000.00	-2,050,294.00	-2,050,294.00	117,949,706.00	0.00	117,949,706.00	67,809,770.00	117,908,056.00	99.96	0.00	50,013,915.00	42.40
3-01-002-02-02-07-0003-02	Servicios de arrendamiento o alquiler	120,000,000.00	-2,050,294.00	-2,050,294.00	117,949,706.00	0.00	117,949,706.00	67,809,770.00	117,908,056.00	99.96	0.00	50,013,915.00	42.40

SISTEMA DE PRESUPUESTO
EJECUCION PRESUPUESTO
INFORME DE EJECUCION DEL PRESUPUESTO DE GASTOS E INVERSIONES

31-10-2025
01:22

ENTIDAD: 230 - UNIVERSIDAD DISTRITAL FRANCISCO JOSE DE CALDAS										MES: OCTUBRE			
UNIDAD EJECUTORA: 01 - RECTOR										VIGENCIA FISCAL: 2025			
RUBRO PRESUPUESTAL		APROPIACION						TOTAL COMPROMISOS		EJECUC. PRESUP.	AUTORIZACION DE GIRO		EJEC. AUT.GIRO %
CODIGO 1	NOMBRE 2	INICIAL 3	MODIFICACIONES		VIGENTE 6=(3+5)	SUSPENSION 7	DISPONIBLE 8=(6-7)	MES 9	ACUMULADO 10	(11=10/8)	AUTORIZACION DE GIRO		(14=13/8)
			MES 4	ACUMULADO 5							MES 12	ACUMULADO 13	
3-01-002-02-02-08	Servicios prestados a las empresas y servicios de producción	85,891,864,000.00	217,758,613.00	16,955,908,929.00	102,847,772,929.00	0.00	102,847,772,929.00	11,872,099,534.00	93,965,220,850.00	91.36	7,445,644,843.00	66,734,032,920.00	64.89
3-01-002-02-02-08-0000	Servicios de sistemas de seguridad	91,343,000.00	0.00	-91,343,000.00	0.00	0.00	0.00	0.00	0.00	0.00	0.00	0.00	0.00
3-01-002-02-02-08-0000-00	Servicios de sistemas de seguridad	91,343,000.00	0.00	-91,343,000.00	0.00	0.00	0.00	0.00	0.00	0.00	0.00	0.00	0.00
3-01-002-02-02-08-0001	Servicios de investigación y desarrollo	494,519,000.00	27,187,000.00	66,379,640.00	560,898,640.00	0.00	560,898,640.00	41,464,003.00	323,812,590.00	57.73	0.00	59,604,022.00	10.63
3-01-002-02-02-08-0001-03	Servicios interdisciplinarios de investig	494,519,000.00	27,187,000.00	66,379,640.00	560,898,640.00	0.00	560,898,640.00	41,464,003.00	323,812,590.00	57.73	0.00	59,604,022.00	10.63
3-01-002-02-02-08-0002	Servicios jurídicos y contables	1,354,103,000.00	0.00	799,047,309.00	2,153,150,309.00	0.00	2,153,150,309.00	151,893,125.00	1,983,312,335.00	92.11	149,110,823.00	1,499,036,661.00	69.62
3-01-002-02-02-08-0002-02	Servicios de documentación y certifica	2,550,000.00	0.00	0.00	2,550,000.00	0.00	2,550,000.00	345,553.00	1,048,107.00	41.10	345,553.00	1,048,107.00	41.10
3-01-002-02-02-08-0002-04	Otros servicios jurídicos n.c.p.	1,351,553,000.00	0.00	799,047,309.00	2,150,600,309.00	0.00	2,150,600,309.00	151,547,572.00	1,982,264,228.00	92.17	148,765,270.00	1,497,988,554.00	69.65
3-01-002-02-02-08-0003	Servicios de consultoría en administración y servicios de gestión; servicios de tecnología de la información	5,699,452,000.00	-312,071,891.00	584,482,170.00	6,283,934,170.00	0.00	6,283,934,170.00	124,196,683.00	5,993,841,988.00	95.38	1,049,687,253.00	5,025,259,131.00	79.97
3-01-002-02-02-08-0003-49	Otros servicios de ensayos y análisis t	2,000,000.00	0.00	0.00	2,000,000.00	0.00	2,000,000.00	0.00	0.00	0.00	0.00	0.00	0.00
3-01-002-02-02-08-0003-70	Servicios de consultoría en gestión adi	1,022,797,000.00	0.00	69,151,263.00	1,091,948,263.00	0.00	1,091,948,263.00	0.00	1,015,998,995.00	93.04	100,956,545.00	855,085,139.00	78.31
3-01-002-02-02-08-0003-71	Servicios de venta o alquiler de espaci	148,022,000.00	0.00	0.00	148,022,000.00	0.00	148,022,000.00	0.00	0.00	0.00	0.00	0.00	0.00
3-01-002-02-02-08-0003-72	Servicios de consultoría en gestión adi	491,245,000.00	0.00	0.00	491,245,000.00	0.00	491,245,000.00	3,509,207.00	436,436,610.00	88.84	44,993,035.00	345,991,001.00	70.43
3-01-002-02-02-08-0003-73	Servicios de consultoría en gestión adi	4,035,388,000.00	-312,071,891.00	515,330,907.00	4,550,718,907.00	0.00	4,550,718,907.00	120,687,476.00	4,541,406,383.00	99.80	903,737,673.00	3,824,182,991.00	84.03

SISTEMA DE PRESUPUESTO
EJECUCION PRESUPUESTO
INFORME DE EJECUCION DEL PRESUPUESTO DE GASTOS E INVERSIONES

31-10-2025

01:22

ENTIDAD: 230 - UNIVERSIDAD DISTRITAL FRANCISCO JOSE DE CALDAS											MES: OCTUBRE		
UNIDAD EJECUTORA: 01 - RECTOR											VIGENCIA FISCAL: 2025		
RUBRO PRESUPUESTAL		APROPIACION						TOTAL COMPROMISOS		EJECUC. PRESUP.	AUTORIZACION DE GIRO		EJEC. AUT. GIRO %
CODIGO 1	NOMBRE 2	INICIAL 3	MODIFICACIONES		VIGENTE 6=(3+5)	SUSPENSION 7	DISPONIBLE 8=(6-7)	MES 9	ACUMULADO 10	(11=10/8)	MES 12	ACUMULADO 13	(14=13/8)
			MES 4	ACUMULADO 5									
3-01-002-02-02-08-0003	Servicios profesionales, científicos y técnicos (excepto los servicios de investigación, urbanismo, jurid y de contab)	48,466,519,000.00	1,074,909,754.00	6,329,853,394.00	54,796,372,394.00	0.00	54,796,372,394.00	3,553,391,576.00	49,628,850,538.00	90.57	5,573,399,764.00	40,073,417,755.00	73.13
3-01-002-02-02-08-0003-51	Servicios de consultoria en gestión ad	2,467,967,000.00	-865,000.00	-865,000.00	2,467,102,000.00	0.00	2,467,102,000.00	657,657,000.00	1,648,413,000.00	66.82	0.00	828,477,000.00	33.58
3-01-002-02-02-08-0003-52	Servicios de consultoria en gestión ad	2,398,428,000.00	0.00	141,905,648.00	2,540,333,648.00	0.00	2,540,333,648.00	28,441,285.00	2,274,717,890.00	89.54	303,844,385.00	1,894,875,520.00	74.59
3-01-002-02-02-08-0003-53	Servicios de consultoria en gestión ad	1,039,377,000.00	176,679,470.00	228,565,604.00	1,267,942,604.00	0.00	1,267,942,604.00	146,785,106.00	1,174,188,888.00	92.61	133,099,196.00	967,780,696.00	76.33
3-01-002-02-02-08-0003-54	Servicios de consultoria en gestión ad	784,512,000.00	6,493,517.00	6,493,517.00	791,005,517.00	0.00	791,005,517.00	0.00	391,365,119.00	49.48	0.00	391,365,119.00	49.48
3-01-002-02-02-08-0003-55	Servicios de consultoria en gestión ad	2,127,468,000.00	216,243,341.00	365,612,634.00	2,493,080,634.00	0.00	2,493,080,634.00	172,364,706.00	2,410,557,573.00	96.69	255,248,826.00	1,767,688,359.00	70.90
3-01-002-02-02-08-0003-56	Servicios de consultoria en gestión ad	3,423,599,000.00	172,198,459.00	387,395,959.00	3,810,994,959.00	0.00	3,810,994,959.00	0.00	3,572,656,321.00	93.75	730,917,585.00	3,066,578,339.00	80.47
3-01-002-02-02-08-0003-57	Servicios de consultoria en gestión ad	2,643,905,000.00	250,000,000.00	250,000,000.00	2,893,905,000.00	0.00	2,893,905,000.00	40,464,494.00	2,604,194,776.00	89.99	246,396,435.00	2,227,940,991.00	76.99
3-01-002-02-02-08-0003-58	Servicios de consultoria en gestión ad	2,995,334,000.00	99,000,000.00	99,000,000.00	3,094,334,000.00	0.00	3,094,334,000.00	0.00	2,906,124,180.00	93.92	284,082,788.00	2,530,551,371.00	81.78
3-01-002-02-02-08-0003-59	Servicios de consultoria en gestión ad	3,222,062,000.00	0.00	504,116,076.00	3,726,178,076.00	0.00	3,726,178,076.00	133,801,042.00	3,355,858,176.00	90.06	328,612,101.00	2,835,996,591.00	76.11
3-01-002-02-02-08-0003-60	Servicios de consultoria en gestión ad	11,271,829,000.00	0.00	736,766,795.00	12,008,595,795.00	0.00	12,008,595,795.00	87,212,141.00	10,635,481,097.00	88.57	1,609,865,237.00	8,735,317,603.00	72.74
3-01-002-02-02-08-0003-61	Servicios de consultoria en gestión ad	11,578,260,000.00	63,240,915.00	2,357,834,197.00	13,936,094,197.00	0.00	13,936,094,197.00	1,774,350,886.00	13,112,258,428.00	94.09	1,187,189,605.00	10,536,285,346.00	75.60
3-01-002-02-02-08-0003-62	Servicios de consultoria en tecnología:	94,692,000.00	0.00	0.00	94,692,000.00	0.00	94,692,000.00	0.00	94,000,000.00	99.27	0.00	0.00	0.00
3-01-002-02-02-08-0003-63	Servicios de soporte en tecnologías de	2,069,950,000.00	-13,369,948.00	845,975,008.00	2,915,925,008.00	0.00	2,915,925,008.00	273,066,391.00	2,915,925,008.00	100.00	259,555,773.00	2,254,335,142.00	77.31
3-01-002-02-02-08-0003-64	Otros servicios de publicidad	381,637,000.00	105,289,000.00	140,348,320.00	521,985,320.00	0.00	521,985,320.00	0.00	355,955,578.00	68.19	45,216,000.00	275,644,144.00	52.81
3-01-002-02-02-08-0003-69	Servicios de consultoria en gestión ad	1,967,499,000.00	0.00	266,704,636.00	2,234,203,636.00	0.00	2,234,203,636.00	239,248,525.00	2,177,174,504.00	97.45	189,371,833.00	1,760,581,534.00	78.80
3-01-002-02-02-08-0004	Servicios de telecomunicaciones, transmisión y suministro de información	1,438,972,000.00	-266,619,400.00	-259,086,115.00	1,179,885,885.00	0.00	1,179,885,885.00	17,087,926.00	1,072,390,245.00	90.89	17,087,926.00	226,728,645.00	19.22
3-01-002-02-02-08-0004-11	Servicios de operadores (conexión)	20,851,000.00	0.00	23,668,015.00	44,519,015.00	0.00	44,519,015.00	0.00	30,869,820.00	69.34	0.00	30,869,820.00	69.34
3-01-002-02-02-08-0004-12	Servicios de telefonía fija (acceso)	250,410,000.00	0.00	-16,134,730.00	234,275,270.00	0.00	234,275,270.00	17,087,926.00	145,410,037.00	62.07	17,087,926.00	145,410,037.00	62.07
3-01-002-02-02-08-0004-22	Servicios de acceso a Internet	1,112,281,000.00	-266,619,400.00	-266,619,400.00	845,661,600.00	0.00	845,661,600.00	0.00	845,661,600.00	100.00	0.00	0.00	0.00
3-01-002-02-02-08-0004-61	Servicios de transmisión de programas	53,230,000.00	0.00	0.00	53,230,000.00	0.00	53,230,000.00	0.00	50,448,788.00	94.78	0.00	50,448,788.00	94.78
3-01-002-02-02-08-0004-63	Servicios de distribución de programas	2,200,000.00	0.00	0.00	2,200,000.00	0.00	2,200,000.00	0.00	0.00	0.00	0.00	0.00	0.00
3-01-002-02-02-08-0005	SERVICIOS DE ORGANIZACIÓN Y ASISTENCIA DE CONVENCIONES Y FERIAS	1,717,610,000.00	14,380,220.00	89,708,460.00	1,807,318,460.00	0.00	1,807,318,460.00	135,460,624.00	1,023,041,224.00	56.61	157,916,203.00	668,062,642.00	36.96
3-01-002-02-02-08-0005-61	SERVICIOS DE ORGANIZACIÓN Y A	1,717,610,000.00	14,380,220.00	89,708,460.00	1,807,318,460.00	0.00	1,807,318,460.00	135,460,624.00	1,023,041,224.00	56.61	157,916,203.00	668,062,642.00	36.96

SISTEMA DE PRESUPUESTO
EJECUCION PRESUPUESTO
INFORME DE EJECUCION DEL PRESUPUESTO DE GASTOS E INVERSIONES

31-10-2025
01:22



ENTIDAD: 230 - UNIVERSIDAD DISTRITAL FRANCISCO JOSE DE CALDAS		MES: OCTUBRE											
UNIDAD EJECUTORA: 01 - RECTOR		VIGENCIA FISCAL: 2025											
RUBRO PRESUPUESTAL		APROPIACION						TOTAL COMPROMISOS		EJECUC. PRESUP.	AUTORIZACION DE GIRO		EJEC. AUT.GIRO %
CODIGO 1	NOMBRE 2	INICIAL 3	MODIFICACIONES		VIGENTE 6=(3+5)	SUSPENSION 7	DISPONIBLE 8=(6-7)	MES 9	ACUMULADO 10	(11=10/8)	MES 12	ACUMULADO 13	(14=13/8)
			MES 4	ACUMULADO 5									
3-01-002-02-02-08-0005	Servicios de soporte	21,386,383,000.00	-187,251,162.00	8,941,412,548.00	30,327,795,548.00	0.00	30,327,795,548.00	7,535,388,480.00	29,965,604,890.00	98.81	1,921,709.00	16,087,170,479.00	53.04
3-01-002-02-02-08-0005-25	Servicios de protección (guardas de se	14,656,268,000.00	1,400,000,000.00	7,303,395,805.00	21,959,663,805.00	0.00	21,959,663,805.00	7,314,408,302.00	21,943,224,906.00	99.93	0.00	11,953,325,488.00	54.43
3-01-002-02-02-08-0005-31	Servicios de desinfección y exterminac	218,659,000.00	0.00	0.00	218,659,000.00	0.00	218,659,000.00	0.00	167,330,107.00	76.53	0.00	0.00	0.00
3-01-002-02-02-08-0005-33	Servicios de limpieza general	5,704,358,000.00	-1,530,000,000.00	1,663,429,905.00	7,367,787,905.00	0.00	7,367,787,905.00	0.00	7,185,217,286.00	97.52	0.00	4,011,528,634.00	54.45
3-01-002-02-02-08-0005-34	Servicios especializados de limpieza	89,870,000.00	0.00	-89,870,000.00	0.00	0.00	0.00	0.00	0.00	0.00	0.00	0.00	0.00
3-01-002-02-02-08-0005-54	Servicios de preparación de document	437,487,000.00	-28,870,000.00	-80,912,000.00	356,575,000.00	0.00	356,575,000.00	0.00	333,139,055.00	93.43	1,921,709.00	18,980,418.00	5.32
3-01-002-02-02-08-0005-62	Membresías	279,741,000.00	-28,381,162.00	145,368,838.00	425,109,838.00	0.00	425,109,838.00	220,980,178.00	336,693,536.00	79.20	0.00	103,335,939.00	24.31
3-01-002-02-02-08-0006	Servicios de apoyo y de operación para la distribución de electricidad, gas y agua	3,009,618,000.00	5,576,531.00	357,054,084.00	3,366,672,084.00	0.00	3,366,672,084.00	256,635,921.00	2,544,339,310.00	75.57	464,318,180.00	2,528,521,382.00	75.10
3-01-002-02-02-08-0006-31	Servicios de distribución de electricida	2,774,882,000.00	0.00	226,009,182.00	3,000,891,182.00	0.00	3,000,891,182.00	231,691,360.00	2,302,225,471.00	76.72	455,004,520.00	2,302,225,471.00	76.72
3-01-002-02-02-08-0006-32	Servicios de distribución de gas por tul	2,691,000.00	5,576,531.00	17,576,531.00	20,267,531.00	0.00	20,267,531.00	659,041.00	13,870,193.00	68.44	659,041.00	13,870,193.00	68.44
3-01-002-02-02-08-0006-33	Servicios de distribución de agua por t	232,045,000.00	0.00	113,468,371.00	345,513,371.00	0.00	345,513,371.00	24,285,520.00	228,243,646.00	66.06	8,654,619.00	212,425,718.00	61.48
3-01-002-02-02-08-0007	Servicios de mantenimiento, reparación e instalación (excepto servicios de construcción)	1,531,659,000.00	-114,352,439.00	119,719,139.00	1,651,378,139.00	0.00	1,651,378,139.00	46,771,358.00	841,522,637.00	50.96	32,202,985.00	184,325,693.00	11.16
3-01-002-02-02-08-0007-00	Servicio de mantenimiento y reparació	50,000,000.00	0.00	0.00	50,000,000.00	0.00	50,000,000.00	0.00	0.00	0.00	0.00	0.00	0.00
3-01-002-02-02-08-0007-11	Servicio de mantenimiento y reparació	0.00	0.00	116,771,358.00	116,771,358.00	0.00	116,771,358.00	46,771,358.00	46,771,358.00	40.05	0.00	0.00	0.00
3-01-002-02-02-08-0007-12	Servicio de mantenimiento y reparació	237,223,000.00	0.00	-3,654,000.00	233,569,000.00	0.00	233,569,000.00	0.00	0.00	0.00	0.00	0.00	0.00
3-01-002-02-02-08-0007-13	Servicios de mantenimiento y reparaci	631,263,000.00	-114,352,439.00	-106,215,219.00	525,047,781.00	0.00	525,047,781.00	0.00	416,832,649.00	79.39	21,540,585.00	63,178,685.00	12.03
3-01-002-02-02-08-0007-14	Servicio de mantenimiento y reparació	78,294,000.00	0.00	38,750,000.00	117,044,000.00	0.00	117,044,000.00	0.00	77,500,000.00	66.21	0.00	23,996,498.00	20.50
3-01-002-02-02-08-0007-16	Servicio de mantenimiento y reparació	105,730,000.00	0.00	0.00	105,730,000.00	0.00	105,730,000.00	0.00	0.00	0.00	0.00	0.00	0.00
3-01-002-02-02-08-0007-19	Servicios de mantenimiento y reparaci	32,623,000.00	0.00	0.00	32,623,000.00	0.00	32,623,000.00	0.00	0.00	0.00	0.00	0.00	0.00
3-01-002-02-02-08-0007-20	Servicio de mantenimiento y reparació	65,245,000.00	0.00	0.00	65,245,000.00	0.00	65,245,000.00	0.00	65,244,130.00	100.00	10,662,400.00	59,948,630.00	91.88
3-01-002-02-02-08-0007-21	Servicio de mantenimiento y reparació	154,494,000.00	0.00	32,367,000.00	186,861,000.00	0.00	186,861,000.00	0.00	154,320,000.00	82.59	0.00	0.00	0.00
3-01-002-02-02-08-0007-23	Servicios de mantenimiento y reparaci	85,487,000.00	0.00	100,000,000.00	185,487,000.00	0.00	185,487,000.00	0.00	80,854,500.00	43.59	0.00	37,201,880.00	20.06
3-01-002-02-02-08-0007-24	Servicios de mantenimiento y reparació	91,300,000.00	0.00	-58,300,000.00	33,000,000.00	0.00	33,000,000.00	0.00	0.00	0.00	0.00	0.00	0.00
3-01-002-02-02-08-0009	Otros servicios de fabricación; servicios de edición, impresión y reproducción; servicios de recuperación de materiales	701,686,000.00	-24,000,000.00	18,681,300.00	720,367,300.00	0.00	720,367,300.00	9,809,838.00	588,505,093.00	81.70	0.00	381,906,510.00	53.02
3-01-002-02-02-08-0009-01	Servicios de impresión	226,938,000.00	0.00	48,000,000.00	274,938,000.00	0.00	274,938,000.00	0.00	216,638,600.00	78.80	0.00	130,809,370.00	47.58
3-01-002-02-02-08-0009-02	Servicios relacionados con la impresió	474,748,000.00	-24,000,000.00	-29,318,700.00	445,429,300.00	0.00	445,429,300.00	9,809,838.00	371,866,493.00	83.48	0.00	251,097,140.00	56.37
3-01-002-02-02-09	Servicios para la comunidad, sociales y personales	5,046,500,000.00	-109,766,726.00	1,955,664,487.00	7,002,164,487.00	0.00	7,002,164,487.00	861,325,495.00	3,943,615,548.00	56.32	908,856,425.00	3,472,816,202.00	49.60

SISTEMA DE PRESUPUESTO
EJECUCION PRESUPUESTO
INFORME DE EJECUCION DEL PRESUPUESTO DE GASTOS E INVERSIONES

31-10-2025

01:22

ENTIDAD: 230 - UNIVERSIDAD DISTRITAL FRANCISCO JOSE DE CALDAS		MES: OCTUBRE											
UNIDAD EJECUTORA: 01 - RECTOR		VIGENCIA FISCAL: 2025											
RUBRO PRESUPUESTAL		APROPIACION						TOTAL COMPROMISOS		EJECUC. PRESUP.	AUTORIZACION DE GIRO		EJEC. AUT. GIRO %
CODIGO 1	NOMBRE 2	INICIAL 3	MODIFICACIONES		VIGENTE 6=(3+5)	SUSPENSION 7	DISPONIBLE 8=(6-7)	MES 9	ACUMULADO 10	(11=10/8)	AUTORIZACION DE GIRO		(14=13/8)
			MES 4	ACUMULADO 5							MES 12	ACUMULADO 13	
3-01-002-02-02-09-0001	Otros servicios de la administración pública n.c.p. - Consejo Superior Universitario	305,771,000.00	0.00	0.00	305,771,000.00	0.00	305,771,000.00	56,940,000.00	243,418,500.00	79.61	18,505,500.00	204,984,000.00	67.04
3-01-002-02-02-09-0001-00	Otros servicios de la administración pública n.c.p. - Consejo Superior Universitario	305,771,000.00	0.00	0.00	305,771,000.00	0.00	305,771,000.00	56,940,000.00	243,418,500.00	79.61	18,505,500.00	204,984,000.00	67.04
3-01-002-02-02-09-0002	Servicios de educación	3,969,979,000.00	-46,525,811.00	1,939,150,458.00	5,909,129,458.00	0.00	5,909,129,458.00	783,467,635.00	3,338,215,874.00	56.49	860,280,030.00	3,019,128,822.00	51.09
3-01-002-02-02-09-0002-01	Capacitación Administrativos	349,015,000.00	0.00	0.00	349,015,000.00	0.00	349,015,000.00	0.00	123,630,000.00	35.42	0.00	49,452,000.00	14.17
3-01-002-02-02-09-0002-02	Capacitación Docentes	0.00	0.00	34,749,625.00	34,749,625.00	0.00	34,749,625.00	0.00	0.00	0.00	0.00	0.00	0.00
3-01-002-02-02-09-0002-21	Estímulos académicos	1,259,698,000.00	0.00	41,065,300.00	1,300,763,300.00	0.00	1,300,763,300.00	186,478,500.00	893,836,500.00	68.72	290,394,000.00	841,167,000.00	64.67
3-01-002-02-02-09-0002-22	Encuentro de estudiantes	57,094,000.00	0.00	0.00	57,094,000.00	0.00	57,094,000.00	0.00	0.00	0.00	0.00	0.00	0.00
3-01-002-02-02-09-0002-23	Prácticas Académicas Facultad Artes	477,941,000.00	-46,525,811.00	-43,350,899.00	434,590,101.00	0.00	434,590,101.00	36,151,310.00	348,931,526.00	80.29	64,177,083.00	221,245,752.00	50.91
3-01-002-02-02-09-0002-24	Prácticas Académicas Facultad Cienci	93,150,000.00	0.00	732,043,443.00	825,193,443.00	0.00	825,193,443.00	77,549,857.00	405,373,597.00	49.12	77,549,857.00	405,373,597.00	49.12
3-01-002-02-02-09-0002-25	Prácticas Académicas Facultad Ingeni	120,012,000.00	0.00	529,988,000.00	650,000,000.00	0.00	650,000,000.00	69,796,750.00	261,064,950.00	40.16	56,508,300.00	247,776,500.00	38.12
3-01-002-02-02-09-0002-26	Prácticas Académicas Facultad Medio	1,232,337,000.00	0.00	221,569,563.00	1,453,906,563.00	0.00	1,453,906,563.00	271,603,800.00	913,629,750.00	62.84	275,432,450.00	908,033,500.00	62.45
3-01-002-02-02-09-0002-27	Prácticas Académicas Facultad Tecno	64,604,000.00	0.00	214,970,331.00	279,574,331.00	0.00	279,574,331.00	8,586,380.00	96,735,518.00	34.60	8,586,380.00	96,735,518.00	34.60
3-01-002-02-02-09-0002-28	Otros servicios de bienestar universita	0.00	0.00	43,012,717.00	43,012,717.00	0.00	43,012,717.00	0.00	0.00	0.00	0.00	0.00	0.00
3-01-002-02-02-09-0002-29	Prácticas Académicas Facultad de Cie	316,128,000.00	0.00	165,102,378.00	481,230,378.00	0.00	481,230,378.00	133,301,038.00	295,014,033.00	61.30	87,631,960.00	249,344,955.00	51.81
3-01-002-02-02-09-0003	Servicios para el cuidado de la salud humana y servicios sociales	284,599,000.00	-63,240,915.00	-73,240,915.00	211,358,085.00	0.00	211,358,085.00	0.00	88,518,970.00	41.88	0.00	0.00	0.00
3-01-002-02-02-09-0003-01	Sistema General de Seguridad y Saluc	284,599,000.00	-63,240,915.00	-73,240,915.00	211,358,085.00	0.00	211,358,085.00	0.00	88,518,970.00	41.88	0.00	0.00	0.00
3-01-002-02-02-09-0004	Servicios de alcantarillado, recolección, tratamiento y disposición de desechos y otros servicios de saneamiento ambien	467,651,000.00	0.00	89,754,944.00	557,405,944.00	0.00	557,405,944.00	20,917,860.00	254,968,871.00	45.74	11,577,562.00	230,210,047.00	41.30
3-01-002-02-02-09-0004-01	Servicios de alcantarillado y tratamient	232,045,000.00	0.00	84,842,192.00	316,887,192.00	0.00	316,887,192.00	20,128,300.00	193,192,175.00	60.97	9,198,661.00	182,085,863.00	57.46
3-01-002-02-02-09-0004-03	Servicios de recolección de otros dese	30,000,000.00	0.00	4,912,752.00	34,912,752.00	0.00	34,912,752.00	0.00	19,912,752.00	57.04	1,119,941.00	8,259,494.00	23.66
3-01-002-02-02-09-0004-04	Servicios generales de recolección de	205,606,000.00	0.00	0.00	205,606,000.00	0.00	205,606,000.00	789,560.00	41,863,944.00	20.36	1,258,960.00	39,864,690.00	19.39
3-01-002-02-02-09-0006	SERVICIOS RECREATIVOS, CULTURALES Y DEPORTIVOS	18,500,000.00	0.00	0.00	18,500,000.00	0.00	18,500,000.00	0.00	18,493,333.00	99.96	18,493,333.00	18,493,333.00	99.96
3-01-002-02-02-09-0006-01	Servicios de producciones originales d	18,500,000.00	0.00	0.00	18,500,000.00	0.00	18,500,000.00	0.00	18,493,333.00	99.96	18,493,333.00	18,493,333.00	99.96
3-01-002-02-02-10	Viáticos de los funcionarios en comisión	972,444,000.00	-53,775,604.00	-33,775,604.00	938,668,396.00	0.00	938,668,396.00	97,085,218.00	682,859,070.00	72.75	209,535,943.00	676,820,489.00	72.10
3-01-002-02-02-10-0001	Viáticos y gastos de viaje CSU	3,666,000.00	0.00	0.00	3,666,000.00	0.00	3,666,000.00	0.00	0.00	0.00	0.00	0.00	0.00
3-01-002-02-02-10-0001-00	Viáticos y gastos de viaje CSU	3,666,000.00	0.00	0.00	3,666,000.00	0.00	3,666,000.00	0.00	0.00	0.00	0.00	0.00	0.00

SISTEMA DE PRESUPUESTO
EJECUCION PRESUPUESTO
INFORME DE EJECUCION DEL PRESUPUESTO DE GASTOS E INVERSIONES


31-10-2025

01:22



ENTIDAD: 230 - UNIVERSIDAD DISTRITAL FRANCISCO JOSE DE CALDAS		MES: OCTUBRE											
UNIDAD EJECUTORA: 01 - RECTOR		VIGENCIA FISCAL: 2025											
RUBRO PRESUPUESTAL		APROPIACION						TOTAL COMPROMISOS		EJECUC. PRESUP.	AUTORIZACION DE GIRO		EJEC. AUT.GIRO %
CODIGO 1	NOMBRE 2	INICIAL 3	MODIFICACIONES		VIGENTE 6=(3+5)	SUSPENSION 7	DISPONIBLE 8=(6-7)	MES 9	ACUMULADO 10	(11=10/8)	MES 12	ACUMULADO 13	(14=13/8)
			MES 4	ACUMULADO 5									
3-01-002-02-02-10-0002	Viáticos y gastos de viaje - UAA	937,843,000.00	-53,775,604.00	-33,775,604.00	904,067,396.00	0.00	904,067,396.00	97,085,218.00	659,725,178.00	72.97	209,535,943.00	653,686,597.00	72.31
3-01-002-02-02-10-0002-01	Viáticos y Gastos de Viaje - UAA	937,843,000.00	-53,775,604.00	-33,775,604.00	904,067,396.00	0.00	904,067,396.00	97,085,218.00	659,725,178.00	72.97	209,535,943.00	653,686,597.00	72.31
3-01-002-02-02-10-0003	Viáticos y gastos de viaje - Organizaciones Sindicales	30,935,000.00	0.00	0.00	30,935,000.00	0.00	30,935,000.00	0.00	23,133,892.00	74.78	0.00	23,133,892.00	74.78
3-01-002-02-02-10-0003-00	Viáticos y gastos de viaje - Organizaciones Sindicales	30,935,000.00	0.00	0.00	30,935,000.00	0.00	30,935,000.00	0.00	23,133,892.00	74.78	0.00	23,133,892.00	74.78
3-01-003	Transferencias corrientes	65,551,101,000.00	0.00	36,587,122,784.00	102,138,223,784.00	0.00	102,138,223,784.00	6,873,307,539.00	75,508,765,106.00	73.93	7,081,948,825.00	75,470,774,095.00	73.89
3-01-003-07	Prestaciones para cubrir riesgos sociales	64,551,101,000.00	0.00	34,355,824,230.00	98,906,925,230.00	0.00	98,906,925,230.00	6,560,817,868.00	74,481,475,423.00	75.30	6,531,644,118.00	74,443,484,412.00	75.27
3-01-003-07-02	Prestaciones sociales relacionadas con el empleo	64,551,101,000.00	0.00	34,355,824,230.00	98,906,925,230.00	0.00	98,906,925,230.00	6,560,817,868.00	74,481,475,423.00	75.30	6,531,644,118.00	74,443,484,412.00	75.27
3-01-003-07-02-02	Cuotas partes pensionales (de pensiones)	1,268,760,000.00	0.00	0.00	1,268,760,000.00	0.00	1,268,760,000.00	46,031,996.00	980,468,844.00	77.28	46,031,996.00	971,651,583.00	76.58
3-01-003-07-02-02-0002	Cuotas partes pensionales a cargo de la entidad (de pensiones)	1,268,760,000.00	0.00	0.00	1,268,760,000.00	0.00	1,268,760,000.00	46,031,996.00	980,468,844.00	77.28	46,031,996.00	971,651,583.00	76.58
3-01-003-07-02-02-0002-00	Cuotas partes pensionales a cargo de la entidad (de pensiones)	1,268,760,000.00	0.00	0.00	1,268,760,000.00	0.00	1,268,760,000.00	46,031,996.00	980,468,844.00	77.28	46,031,996.00	971,651,583.00	76.58
3-01-003-07-02-03	Bonos pensionales (de pensiones)	1,414,600,000.00	0.00	2,287,379,000.00	3,701,979,000.00	0.00	3,701,979,000.00	30,725,000.00	2,719,995,012.00	73.47	30,725,000.00	2,719,995,012.00	73.47
3-01-003-07-02-03-0002	Bonos pensionales a cargo de la entidad (de pensiones)	1,414,600,000.00	0.00	2,287,379,000.00	3,701,979,000.00	0.00	3,701,979,000.00	30,725,000.00	2,719,995,012.00	73.47	30,725,000.00	2,719,995,012.00	73.47
3-01-003-07-02-03-0002-04	Reserva pensional	1,414,600,000.00	0.00	2,287,379,000.00	3,701,979,000.00	0.00	3,701,979,000.00	30,725,000.00	2,719,995,012.00	73.47	30,725,000.00	2,719,995,012.00	73.47
3-01-003-07-02-12	Mesadas pensionales a cargo de la entidad (de pensiones)	61,867,741,000.00	0.00	32,068,445,230.00	93,936,186,230.00	0.00	93,936,186,230.00	6,484,060,872.00	70,781,011,567.00	75.35	6,454,887,122.00	70,751,837,817.00	75.32
3-01-003-07-02-12-0000	Mesadas pensionales a cargo de la entidad (de pensiones)	61,867,741,000.00	0.00	32,068,445,230.00	93,936,186,230.00	0.00	93,936,186,230.00	6,484,060,872.00	70,781,011,567.00	75.35	6,454,887,122.00	70,751,837,817.00	75.32
3-01-003-07-02-12-0000-00	Mesadas pensionales a cargo de la entidad (de pensiones)	61,867,741,000.00	0.00	32,068,445,230.00	93,936,186,230.00	0.00	93,936,186,230.00	6,484,060,872.00	70,781,011,567.00	75.35	6,454,887,122.00	70,751,837,817.00	75.32
3-01-003-13	Sentencias y conciliaciones	1,000,000,000.00	0.00	2,231,298,554.00	3,231,298,554.00	0.00	3,231,298,554.00	312,489,671.00	1,027,289,683.00	31.79	550,304,707.00	1,027,289,683.00	31.79
3-01-003-13-01	Fallos Nacionales	1,000,000,000.00	0.00	2,231,298,554.00	3,231,298,554.00	0.00	3,231,298,554.00	312,489,671.00	1,027,289,683.00	31.79	550,304,707.00	1,027,289,683.00	31.79
3-01-003-13-01-01	Sentencias	1,000,000,000.00	0.00	2,231,298,554.00	3,231,298,554.00	0.00	3,231,298,554.00	312,489,671.00	1,027,289,683.00	31.79	550,304,707.00	1,027,289,683.00	31.79
3-01-003-13-01-01-0001	Sentencias, conciliaciones y reclamaciones en el marco de actividades de extensión.	1,000,000,000.00	0.00	2,231,298,554.00	3,231,298,554.00	0.00	3,231,298,554.00	312,489,671.00	1,027,289,683.00	31.79	550,304,707.00	1,027,289,683.00	31.79
3-01-003-13-01-01-0001-00	Sentencias	1,000,000,000.00	0.00	2,231,298,554.00	3,231,298,554.00	0.00	3,231,298,554.00	312,489,671.00	1,027,289,683.00	31.79	550,304,707.00	1,027,289,683.00	31.79
3-01-007	Disminución de pasivos	3,041,784,000.00	0.00	4,047,452,843.00	7,089,236,843.00	0.00	7,089,236,843.00	152,163,084.00	1,812,327,227.00	25.56	633,284,236.00	1,812,327,227.00	25.56
3-01-007-01	Cesantías	3,041,784,000.00	0.00	4,047,452,843.00	7,089,236,843.00	0.00	7,089,236,843.00	152,163,084.00	1,812,327,227.00	25.56	633,284,236.00	1,812,327,227.00	25.56

SISTEMA DE PRESUPUESTO
EJECUCION PRESUPUESTO
INFORME DE EJECUCION DEL PRESUPUESTO DE GASTOS E INVERSIONES


31-10-2025
01:22


ENTIDAD: 230 - UNIVERSIDAD DISTRITAL FRANCISCO JOSE DE CALDAS									MES: OCTUBRE				
UNIDAD EJECUTORA: 01 - RECTOR									VIGENCIA FISCAL: 2025				
RUBRO PRESUPUESTAL		APROPIACION						TOTAL COMPROMISOS		EJECUC. PRESUP.	AUTORIZACION DE GIRO		EJEC. AUT. GIRO %
CODIGO 1	NOMBRE 2	INICIAL 3	MODIFICACIONES		VIGENTE 6=(3+5)	SUSPENSION 7	DISPONIBLE 8=(6-7)	MES 9	ACUMULADO 10	(11=10/8)	MES		(14=13/8)
			MES 4	ACUMULADO 5							12	ACUMULADO 13	
3-01-007-01-01	Cesantias definitivas	1,444,097,000.00	0.00	3,938,945,521.00	5,383,042,521.00	0.00	5,383,042,521.00	152,163,084.00	1,510,779,405.00	28.07	503,284,236.00	1,510,779,405.00	28.07
3-01-007-01-01-00	Cesantias definitivas	1,444,097,000.00	0.00	3,938,945,521.00	5,383,042,521.00	0.00	5,383,042,521.00	152,163,084.00	1,510,779,405.00	28.07	503,284,236.00	1,510,779,405.00	28.07
3-01-007-01-01-00-0000	Cesantias definitivas	1,444,097,000.00	0.00	3,938,945,521.00	5,383,042,521.00	0.00	5,383,042,521.00	152,163,084.00	1,510,779,405.00	28.07	503,284,236.00	1,510,779,405.00	28.07
3-01-007-01-01-00-0000-00	Cesantias definitivas	1,444,097,000.00	0.00	3,938,945,521.00	5,383,042,521.00	0.00	5,383,042,521.00	152,163,084.00	1,510,779,405.00	28.07	503,284,236.00	1,510,779,405.00	28.07
3-01-007-01-02	Cesantias parciales	1,597,687,000.00	0.00	108,507,322.00	1,706,194,322.00	0.00	1,706,194,322.00	0.00	301,547,822.00	17.67	130,000,000.00	301,547,822.00	17.67
3-01-007-01-02-00	Cesantias parciales	1,597,687,000.00	0.00	108,507,322.00	1,706,194,322.00	0.00	1,706,194,322.00	0.00	301,547,822.00	17.67	130,000,000.00	301,547,822.00	17.67
3-01-007-01-02-00-0000	Cesantias parciales	1,597,687,000.00	0.00	108,507,322.00	1,706,194,322.00	0.00	1,706,194,322.00	0.00	301,547,822.00	17.67	130,000,000.00	301,547,822.00	17.67
3-01-007-01-02-00-0000-00	Cesantias parciales	1,597,687,000.00	0.00	108,507,322.00	1,706,194,322.00	0.00	1,706,194,322.00	0.00	301,547,822.00	17.67	130,000,000.00	301,547,822.00	17.67
3-01-008	Gastos por tributos, tasas, contribuciones, multas, sanciones e intereses de mora	848,561,000.00	20,920,214.00	-55,187,062.00	793,373,938.00	0.00	793,373,938.00	51,182,000.00	788,654,216.00	99.41	51,182,000.00	788,654,216.00	99.41
3-01-008-01	Impuestos	848,561,000.00	20,920,214.00	-55,187,062.00	793,373,938.00	0.00	793,373,938.00	51,182,000.00	788,654,216.00	99.41	51,182,000.00	788,654,216.00	99.41
3-01-008-01-05	Impuesto al patrimonio	848,561,000.00	20,920,214.00	-55,187,062.00	793,373,938.00	0.00	793,373,938.00	51,182,000.00	788,654,216.00	99.41	51,182,000.00	788,654,216.00	99.41
3-01-008-01-05-01	Impuesto sobre vehiculos automotores	398,000.00	0.00	1,510,000.00	1,908,000.00	0.00	1,908,000.00	0.00	1,813,000.00	95.02	0.00	1,813,000.00	95.02
3-01-008-01-05-01-0000	Impuesto sobre vehiculos automotores	398,000.00	0.00	1,510,000.00	1,908,000.00	0.00	1,908,000.00	0.00	1,813,000.00	95.02	0.00	1,813,000.00	95.02
3-01-008-01-05-01-0000-00	Impuesto sobre vehiculos automotores	398,000.00	0.00	1,510,000.00	1,908,000.00	0.00	1,908,000.00	0.00	1,813,000.00	95.02	0.00	1,813,000.00	95.02
3-01-008-01-05-02	Impuesto predial unificado	848,163,000.00	20,920,214.00	-56,697,062.00	791,465,938.00	0.00	791,465,938.00	51,182,000.00	786,841,216.00	99.42	51,182,000.00	786,841,216.00	99.42
3-01-008-01-05-02-0000	Impuesto predial unificado	848,163,000.00	20,920,214.00	-56,697,062.00	791,465,938.00	0.00	791,465,938.00	51,182,000.00	786,841,216.00	99.42	51,182,000.00	786,841,216.00	99.42
3-01-008-01-05-02-0000-00	Impuesto predial unificado	848,163,000.00	20,920,214.00	-56,697,062.00	791,465,938.00	0.00	791,465,938.00	51,182,000.00	786,841,216.00	99.42	51,182,000.00	786,841,216.00	99.42
3-03	INVERSIÓN	37,987,084,000.00	0.00	17,279,450,809.00	55,266,534,809.00	0.00	55,266,534,809.00	1,466,223,505.00	30,615,219,234.00	55.40	3,020,240,217.00	13,868,647,227.00	25.09
3-03-001	DIRECTA	37,757,084,000.00	0.00	16,759,450,809.00	54,516,534,809.00	0.00	54,516,534,809.00	1,341,223,505.00	30,459,469,234.00	55.87	3,020,240,217.00	13,837,897,227.00	25.38
3-03-001-17	BOGOTÁ CAMINA SEGURA	37,757,084,000.00	0.00	16,759,450,809.00	54,516,534,809.00	0.00	54,516,534,809.00	1,341,223,505.00	30,459,469,234.00	55.87	3,020,240,217.00	13,837,897,227.00	25.38
3-03-001-17-22	"Objetivo estratégico 03. Bogotá confía en su	37,757,084,000.00	0.00	16,759,450,809.00	54,516,534,809.00	0.00	54,516,534,809.00	1,341,223,505.00	30,459,469,234.00	55.87	3,020,240,217.00	13,837,897,227.00	25.38
3-03-001-17-22-02	Programa 17. Formación para el trabajo y acceso a oportunidades educativas	37,757,084,000.00	0.00	16,759,450,809.00	54,516,534,809.00	0.00	54,516,534,809.00	1,341,223,505.00	30,459,469,234.00	55.87	3,020,240,217.00	13,837,897,227.00	25.38

SISTEMA DE PRESUPUESTO
EJECUCION PRESUPUESTO
INFORME DE EJECUCION DEL PRESUPUESTO DE GASTOS E INVERSIONES

31-10-2025
01:22

ENTIDAD: 230 - UNIVERSIDAD DISTRITAL FRANCISCO JOSE DE CALDAS										MES: OCTUBRE			
UNIDAD EJECUTORA: 01 - RECTOR										VIGENCIA FISCAL: 2025			
RUBRO PRESUPUESTAL		APROPIACION						TOTAL COMPROMISOS		EJECUC. PRESUP.	AUTORIZACION DE GIRO		EJEC. AUT. GIRO %
CODIGO 1	NOMBRE 2	INICIAL 3	MODIFICACIONES		VIGENTE 6=(3+5)	SUSPENSION 7	DISPONIBLE 8=(6-7)	MES 9	ACUMULADO 10	(11=10/8)	AUTORIZACION DE GIRO		(14=13/8)
			MES 4	ACUMULADO 5							MES 12	ACUMULADO 13	
3-03-001-17-22-02-2024	Programa 17. Formación para el trabajo y acceso a oportunidades educativas.	37,757,084,000.00	0.00	16,759,450,809.00	54,516,534,809.00	0.00	54,516,534,809.00	1,341,223,505.00	30,459,469,234.00	55.87	3,020,240,217.00	13,837,897,227.00	25.38
3-03-001-17-22-02-2024-02	Desarrollo y modernización de los pro	0.00	0.00	928,321,070.00	928,321,070.00	0.00	928,321,070.00	0.00	199,696,660.00	21.51	30,347,396.00	47,575,930.00	5.12
3-03-001-17-22-02-2024-02	Ampliación y Mejoramiento de la infrae	13,676,348,000.00	0.00	1,150,336,706.00	14,826,684,706.00	0.00	14,826,684,706.00	495,746,245.00	5,343,245,985.00	36.04	730,182,267.00	2,390,938,823.00	16.13
3-03-001-17-22-02-2024-02	Fortalecimiento de estrategias para dis	1,500,000,000.00	0.00	0.00	1,500,000,000.00	0.00	1,500,000,000.00	39,587,198.00	1,136,900,079.00	75.79	281,321,430.00	904,807,815.00	60.32
3-03-001-17-22-02-2024-02	Fortalecimiento de las capacidades de	5,739,755,000.00	0.00	297,000,000.00	6,036,755,000.00	0.00	6,036,755,000.00	502,358,710.00	4,874,853,997.00	80.75	427,048,764.00	3,510,900,569.00	58.16
3-03-001-17-22-02-2024-02	Incremento del acceso y el impacto so	2,477,251,000.00	0.00	7,259,000.00	2,484,510,000.00	0.00	2,484,510,000.00	142,219,805.00	1,816,778,221.00	73.12	259,059,301.00	1,271,233,901.00	51.17
3-03-001-17-22-02-2024-02	Fortalecimiento del uso y apropiación	488,766,000.00	0.00	693,240,010.00	1,182,006,010.00	0.00	1,182,006,010.00	0.00	1,092,299,183.00	92.41	151,397,218.00	640,839,695.00	54.22
3-03-001-17-22-02-2024-02	Fortalecimiento de la capacidad para l	7,073,869,000.00	0.00	7,070,319,631.00	14,144,188,631.00	0.00	14,144,188,631.00	155,211,547.00	8,229,449,552.00	58.18	608,273,358.00	1,137,310,569.00	8.04
3-03-001-17-22-02-2024-02	Fortalecimiento de los componentes te	5,113,564,000.00	0.00	4,121,245,600.00	9,234,809,600.00	0.00	9,234,809,600.00	0.00	5,146,952,927.00	55.73	528,110,483.00	1,728,791,133.00	18.72
3-03-001-17-22-02-2024-02	Fortalecimiento de las líneas de servic	1,687,531,000.00	0.00	2,491,728,792.00	4,179,259,792.00	0.00	4,179,259,792.00	6,100,000.00	2,619,292,630.00	62.67	4,500,000.00	2,205,498,792.00	52.77
3-03-003	TRANSFERENCIAS CORRIENTES	230,000,000.00	0.00	520,000,000.00	750,000,000.00	0.00	750,000,000.00	125,000,000.00	155,750,000.00	20.77	30,750,000.00	30,750,000.00	4.10
3-03-003-05	A ENTIDADES DEL GOBIERNO	230,000,000.00	0.00	520,000,000.00	750,000,000.00	0.00	750,000,000.00	125,000,000.00	155,750,000.00	20.77	30,750,000.00	30,750,000.00	4.10
3-03-003-05-09	A OTRAS ENTIDADES DEL GOBIERNO GENERAL	230,000,000.00	0.00	520,000,000.00	750,000,000.00	0.00	750,000,000.00	125,000,000.00	155,750,000.00	20.77	30,750,000.00	30,750,000.00	4.10
3-03-003-05-09-54	A ESTABLECIMIENTOS PUBLICOS Y UNIDADES ADMINISTRATIVAS ESPECIALES	230,000,000.00	0.00	520,000,000.00	750,000,000.00	0.00	750,000,000.00	125,000,000.00	155,750,000.00	20.77	30,750,000.00	30,750,000.00	4.10
3-03-003-05-09-54-0022	OTROS ORGANISMOS	230,000,000.00	0.00	520,000,000.00	750,000,000.00	0.00	750,000,000.00	125,000,000.00	155,750,000.00	20.77	30,750,000.00	30,750,000.00	4.10
3-03-003-05-09-54-0022-01	Préstamos Ordinarios Administrativos	30,000,000.00	0.00	20,000,000.00	50,000,000.00	0.00	50,000,000.00	0.00	30,750,000.00	61.50	30,750,000.00	30,750,000.00	61.50
3-03-003-05-09-54-0022-02	Vivienda Administrativos	200,000,000.00	0.00	500,000,000.00	700,000,000.00	0.00	700,000,000.00	125,000,000.00	125,000,000.00	17.86	0.00	0.00	0.00


RESPONSABLE DEL PRESUPUESTO


ORDENADOR DEL GASTO